

Important Note

Regarding the Monthly Treasurer Reports and Interim Financial Statements

The monthly treasurer reports presented to the Finance Committee and posted on the City's website are based on the interim financial records as of the time the report was created. Several accounting closing procedures are not completed until the end of the year and thus are not included in the interim reports. These monthly, interim reports are not updated for information known or recorded subsequent to the creation of the interim reports.

The City's annual audit report (Comprehensive Annual Financial Report) is available on the website at the following link: <http://www.fitchburgwi.gov/1998/Financial-Records-Reports>

**City of Fitchburg
Treasurer's Report of Cash and Investments
January 2021**

Account Type	Interest Rate	Maturity Date		
PARK BANK				
Business Int Checking	0.00%	NA		\$ -
Sweep Account	0.15%	NA	ICS*	\$ 20,222,842.85
Business Money Market	0.15%	NA		\$ 250,000.00
ICS account for MM	0.17%	NA	ICS*	\$ 785,998.95
Tax Collection Account	0.18%	NA		\$ 24,615,278.92
ICS account for tax	0.00%	NA	ICS*	\$ -
		TOTAL:		\$ 45,874,120.72

*ICS - a type of account through Park Bank that allows for liquidity, full FDIC coverage, and pays a slightly higher interest than LGIP.

LOCAL GOVERNMENT INVESTMENT POOL				
LGIP #1	0.09%	NA		\$ 37,101,268.73
		TOTAL:		\$ 37,101,268.73

CAPITOL BANK				
CD - 23 Months	0.75%	12/12/2022		\$ 245,000.00
		TOTAL:		\$ 245,000.00

DANE COUNTY CREDIT UNION				
SAVINGS	0.00%	NA		\$ 5.00
CD - 36 Months	0.60%	12/17/2023		\$ 255,018.43
		TOTAL:		\$ 255,023.43

FIRST BUSINESS BANK				
CD - 36 months	0.60%	5/5/2023		\$ 245,887.74
		TOTAL:		\$ 245,887.74

OAK BANK				
Money Market Savings	0.16%			\$ 248,317.80
CD - 36 Months	0.45%	9/30/2023		\$ 247,584.88
		TOTAL:		\$ 495,902.68

STARION BANK				
CD - 30 Months	3.07%	3/17/2021		\$ 240,000.00
		TOTAL:		\$ 240,000.00

SUMMIT CREDIT UNION				
Savings	0.00%			\$ 0.70
CD - 24 Months	3.01%	5/13/2021		\$ 248,562.60
		TOTAL:		\$ 248,563.30

TOWN BANK				
CD - 32 Months	2.96%	6/1/2021		\$ 223,413.95
		TOTAL:		\$ 223,413.95

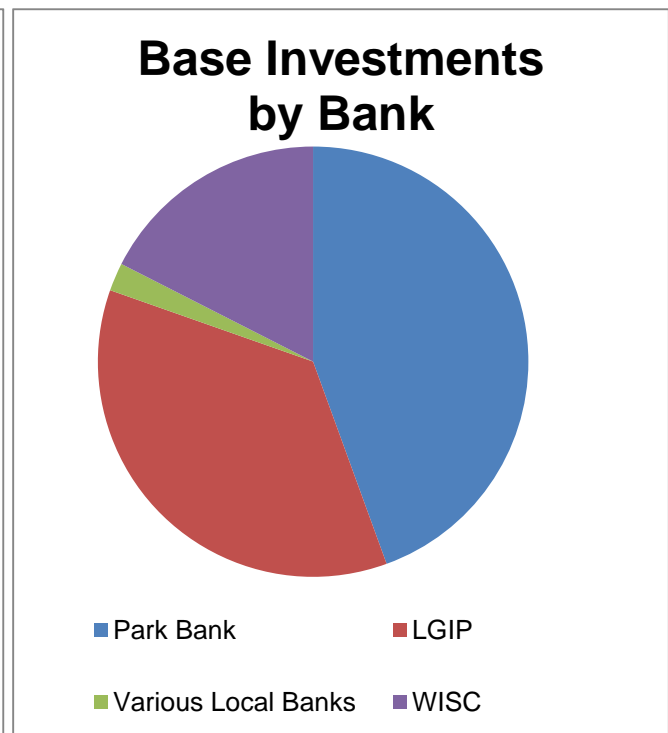
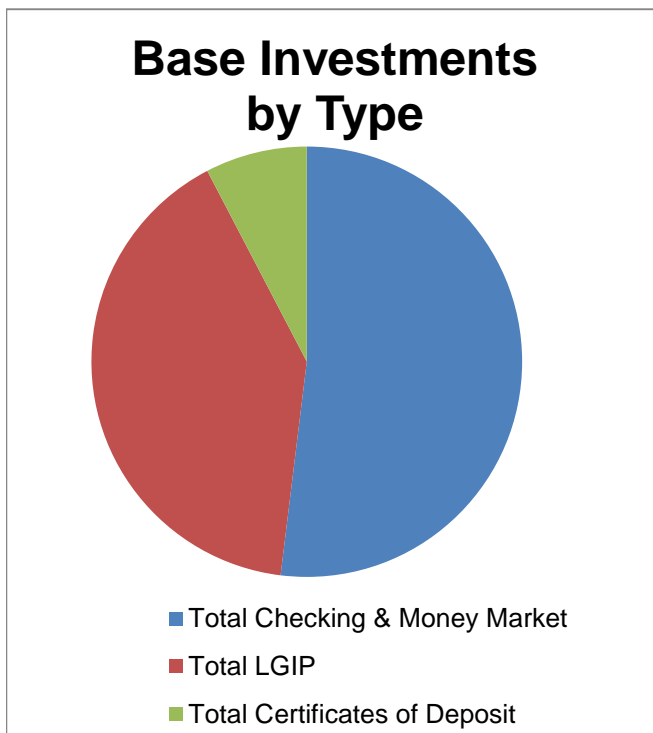
WISCONSIN BANK AND TRUST				
CD - 24 Months (a)	0.10%	1/3/2023		\$ 230,000.00
		TOTAL:		\$ 230,000.00

**City of Fitchburg
Treasurer's Report of Cash and Investments
January 2021**

Account Type	Interest Rate	Maturity Date		
WISCONSIN INVESTMENT SERIES COOPERATIVE (WISC)				
WISC Cash Management Series	0.02%	NA	\$	0.22
WISC Investment Series	0.05%	NA	\$	1,599,489.77
WISC CDs	various	see report	\$	5,103,068.05
Bond Proceeds	various		\$	11,348,703.73
unrealized gain (loss) or accrued interest				
		TOTAL:	\$	18,051,261.77
		Total City Investments	\$	103,210,442.32
		Less: Bond Proceeds	\$	(11,348,703.73)
		Total Base Investments	\$	91,861,738.59

(a) need confirmation from bank

Base Investments		
Total Checking & Money Market	51.95%	\$ 47,721,934.21
Total LGIP	40.39%	\$ 37,101,268.73
Total Certificates of Deposit	7.66%	\$ 7,038,535.65
	100.00%	\$ 91,861,738.59



City of Fitchburg
Balances Per Accounting Records
January 2021

FUND	CASH & INVESTMENTS
100 General Fund	\$ 10,425,658.90
200 Donation Fund	\$ 104,441.71
202 Park Fees pre Act 243	\$ 1,275,758.55
203 Park Fees post Act 243	\$ 1,746,758.42
207 Cable/FACTv	\$ 263,196.58
213 Refuse & Recycling	\$ 1,220,225.26
225 CEDA	\$ 781,294.39
226 Affordable Housing Fund	\$ 87,096.34
227 Cemetery	\$ 74,130.69
250 Library	\$ 1,997,518.44
300 Debt Service	\$ 4,885,909.19
300 Debt Service - Debt Proceeds	\$ 17,304.43
400 Capital Projects - General	\$ 5,447,685.78
400 Capital Projects - Fire Impact Fees	\$ 271,698.24 (a)
400 Capital Projects - Unspent Donations	\$ 5,403.20
400 Capital Projects - Debt Proceeds	\$ 5,843,960.49 (e)
404 TID 4 - FTC, Agora, FTC II/Uptown	\$ 10,932,243.83
406 TID 6 - Orchard Pointe/Arrowhead	\$ 9,026,746.48
409 TID 9 - Sub Zero	\$ 538,760.99
410 TID 10 - North Fish Hatchery	\$ 9,627,042.70 (e)
411 TID 11 - Clean-Fill Site	\$ 637.44 (b)
412 TID 12 - Promega	\$ 508,599.63
413 TID 13 - Uptown	\$ 69,172.58
602 Water Utility	\$ 6,629,743.76
602 Water - Water Impact Fees	\$ 1,775,561.00
603 Sewer Utility	\$ 1,504,899.25
604 Stormwater Utility (SUD)	\$ 1,511,387.67
700 Technology Fund	\$ 469,240.19
710 Risk Management/Insurance	\$ 56,063.16 (b),(d)
800 Tax Collection Agency Fund	\$ 24,910,826.09 (f)
	\$ 102,008,965.38
Deposit in Transit ()	\$ (431,638.92)
adjustments	\$ 4,558.82
Outstanding Checks	\$ 1,628,557.04
	\$ 103,210,442.32

(a) - Fire impact fee collections applied to the construction of the new fire stations in June 2017 & December 2018. At end of 2020 applied 2019 collections to debt service. Future years will be done as of 1/1 the year following collection

(b) - An advance from the General Fund was issued to avoid a negative cash balance.

(d) - Payment for the 2021 insurance premiums occurred in December 2020 before contributions were made from the other funds. Temporary advance from general fund posted at end of year.

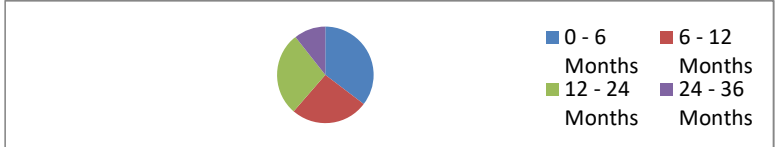
(e) - Listed amount is what is in the separate LGIP/PMA account but does not represent actual unspent debt proceeds. Transfers of proceeds spent in one month are generally transferred the following month.

(f) - amounts are collected through end of the month and settled with the overlying jurisdictions in a subsequent month.

**City of Fitchburg
Certificates of Deposit
January 2021**

							Balance of Time Left to Maturity			
		Interest Rate	Term (mths)	Purchase Date	Maturity Date	Invested (Incl Earned Interest)	0 - 6	6 - 12	12 - 24	24 - 36
							Months	Months	Months	Months
100-11335	WI Bank & Trust	2.5000%	22	3/3/2019	1/3/2021	matured	matured	\$ -	\$ -	\$ -
100-11505	WISC	2.7660%	21	3/19/2019	1/6/2021	matured	matured	\$ -	\$ -	\$ -
100-11505	WISC	2.5880%	21	3/19/2019	1/6/2021	matured	matured	\$ -	\$ -	\$ -
100-11505	WISC	2.6000%	36	3/1/2018	3/1/2021	\$ 245,000.00	\$ 245,000.00	\$ -	\$ -	\$ -
100-11505	WISC	0.8480%	11	4/2/2020	3/15/2021	\$ 100,000.00	\$ 100,000.00	\$ -	\$ -	\$ -
100-11505	WISC	2.5380%	20	7/15/2019	3/15/2021	\$ 200,561.10	\$ 200,561.10	\$ -	\$ -	\$ -
100-11425	Starion Bank	3.0700%	30	9/17/2018	3/17/2021	\$ 240,000.00	\$ 240,000.00	\$ -	\$ -	\$ -
100-11505	WISC	1.0010%	12	4/1/2020	4/1/2021	\$ 247,487.58	\$ 247,487.58	\$ -	\$ -	\$ -
100-11385	Summit Credit Union	3.0000%	27	2/13/2019	5/13/2021	\$ 248,562.60	\$ 248,562.60	\$ -	\$ -	\$ -
100-11505	WISC	2.9000%	36	5/15/2018	5/24/2021	\$ 245,000.00	\$ 245,000.00	\$ -	\$ -	\$ -
100-11395	Town Bank	2.9600%	32	10/1/2018	6/1/2021	\$ 223,413.95	\$ 223,413.95	\$ -	\$ -	\$ -
100-11505	WISC	1.5000%	19	10/31/2019	6/30/2021	\$ 243,800.00	\$ 243,800.00	\$ -	\$ -	\$ -
100-11505	WISC	1.4160%	18	12/10/2019	6/30/2021	\$ 244,500.00	\$ 244,500.00	\$ -	\$ -	\$ -
100-11505	WISC	0.1500%	9	9/9/2020	6/30/2021	\$ 249,600.00	\$ 249,600.00	\$ -	\$ -	\$ -
100-11505	WISC	3.0000%	36	9/27/2018	9/27/2021	\$ 245,000.00	\$ -	\$ 245,000.00	\$ -	\$ -
100-11505	WISC	1.5000%	21	12/10/2019	9/30/2021	\$ 100,000.00	\$ -	\$ 100,000.00	\$ -	\$ -
100-11505	WISC	1.5000%	36	9/28/2018	9/28/2021	\$ 245,000.00	\$ -	\$ 245,000.00	\$ -	\$ -
100-11505	WISC	1.1780%	17	3/31/2020	9/30/2021	\$ 248,971.23	\$ -	\$ 248,971.23	\$ -	\$ -
100-11505	WISC	0.1140%	10	11/3/2020	9/30/2021	\$ 249,700.00	\$ -	\$ 249,700.00	\$ -	\$ -
100-11505	WISC	0.8710%	20	4/2/2020	12/15/2021	\$ 246,300.00	\$ -	\$ 246,300.00	\$ -	\$ -
100-11505	WISC	0.7410%	20	4/2/2020	12/15/2021	\$ 246,800.00	\$ -	\$ 246,800.00	\$ -	\$ -
100-11505	WISC	0.2040%	15	9/9/2020	12/15/2021	\$ 249,300.00	\$ -	\$ 249,300.00	\$ -	\$ -
100-11505	WISC	0.8530%	24	3/26/2020	3/28/2022	\$ 248,448.14	\$ -	\$ -	\$ 248,448.14	\$ -
100-11505	WISC	0.1230%	14	1/7/2021	3/29/2022	\$ 249,600.00	\$ -	\$ -	\$ 249,600.00	\$ -
100-11505	WISC	0.1450%	14	1/7/2021	3/29/2022	\$ 249,500.00	\$ -	\$ -	\$ 249,500.00	\$ -
100-11505	WISC	0.1290%	18	12/29/2020	6/30/2022	\$ 249,500.00	\$ -	\$ -	\$ 249,500.00	\$ -
100-11505	WISC	0.1200%	18	12/29/2020	6/30/2022	\$ 249,500.00	\$ -	\$ -	\$ 249,500.00	\$ -
100-11505	WISC	0.1170%	18	12/29/2020	6/30/2022	\$ 249,500.00	\$ -	\$ -	\$ 249,500.00	\$ -
100-11445	Capitol Bank	0.7500%	23	11/12/2020	10/12/2022	\$ 245,000.00	\$ -	\$ -	\$ 245,000.00	\$ -
100-11335	WI Bank & Trust (a)	0.1000%	24	1/3/2021	1/3/2023	\$ 230,000.00	\$ -	\$ -	\$ 230,000.00	\$ -
100-11355	First Business Bank	0.6000%	36	5/5/2020	5/5/2023	\$ 245,887.74	\$ -	\$ -	\$ -	\$ 245,887.74
100-11375	Oak Bank	0.4500%	36	9/30/2020	9/30/2023	\$ 247,584.88	\$ -	\$ -	\$ -	\$ 247,584.88
100-11345	Dane County CU	0.5990%	35	12/18/2020	12/17/2023	\$ 255,018.43	\$ -	\$ -	\$ -	\$ 255,018.43
						\$ 7,038,535.65	\$ 2,487,925.23	\$ 1,831,071.23	\$ 1,971,048.14	\$ 748,491.05

Average Interest Rate 1.3009%



(a) - need confirmation from bank on renewal information
Note: report excludes CDs held in bond proceeds accounts.

**City of Fitchburg
WISC/PMA Investments
January 2021**

weighted avg portfolio yield 0.753%

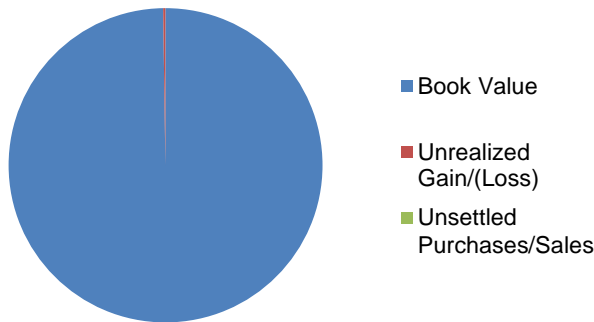
Note: This report is of the City's base investments and excludes investments held in bond proceeds accounts.

Account Type	Rate	Original Value	Maturity Date	Market Value	Unrealized Gain/(Loss)
First Mid-Illinois Bank & Trust	2.77%	matured	1/6/2021	matured	\$ -
CIBC Bank USA / Private Bank - MI	2.59%	matured	1/6/2021	matured	\$ -
Morgan Stanley Bank	2.60%	\$ 245,000.00	3/1/2021	\$ 245,536.06	\$ 536.06
Sonabank	2.54%	\$ 200,561.10	3/15/2021	\$ 200,561.10	\$ -
Pacific Alliance Bank	0.85%	\$ 100,000.00	3/15/2021	\$ 100,000.00	\$ -
TCF National Bank	1.00%	\$ 247,487.58	4/1/2021	\$ 247,486.10	\$ (1.48)
Citibank	2.91%	\$ 245,000.00	5/24/2021	\$ 247,240.53	\$ 2,240.53
First Internet Bank of Indiana	1.50%	\$ 243,800.00	6/30/2021	\$ 243,800.00	\$ -
Third Coast Bank, SSB	1.42%	\$ 244,500.00	6/30/2021	\$ 244,500.00	\$ -
Texas Capital Bank	0.15%	\$ 249,600.00	6/30/2021	\$ 249,600.00	\$ -
Enerbank USA	3.00%	\$ 245,000.00	9/27/2021	\$ 249,823.07	\$ 4,823.07
Comenity Capital/World Financial	3.05%	\$ 245,000.00	9/28/2021	\$ 249,965.91	\$ 4,965.91
Financial Federal Bank	1.50%	\$ 100,000.00	9/30/2021	\$ 100,000.00	\$ -
Bank 7	0.11%	\$ 249,700.00	9/30/2021	\$ 249,700.00	\$ -
BMW Bank North America	1.30%	\$ 248,448.14	9/30/2021	\$ 250,100.56	\$ 1,652.42
T Bank, NA	0.87%	\$ 246,300.00	12/15/2021	\$ 246,300.00	\$ -
Farmers and Merchants Union Bank	0.74%	\$ 246,800.00	12/15/2021	\$ 246,800.00	\$ -
Western Alliance Bank/Torrey Pines	0.20%	\$ 249,300.00	12/15/2021	\$ 249,300.00	\$ -
CIT Bank NA	0.85%	\$ 248,971.23	3/28/2022	\$ 250,833.15	\$ 1,861.92
Customers Bank	0.15%	\$ 249,500.00	3/29/2022	\$ 249,500.00	\$ -
CIBC Bank USA / Private Bank - MI	0.12%	\$ 249,600.00	3/29/2022	\$ 249,600.00	\$ -
Pacific Western Bank	0.13%	\$ 249,500.00	6/30/2022	\$ 249,500.00	\$ -
Servisfirst Bank	0.12%	\$ 249,500.00	6/30/2022	\$ 249,500.00	\$ -
Veritex Community Bank	0.12%	\$ 249,500.00	6/30/2022	\$ 249,500.00	\$ -
		<u>\$ 5,103,068.05</u>		<u>\$ 5,119,146.48</u>	<u>\$ 16,078.43</u>

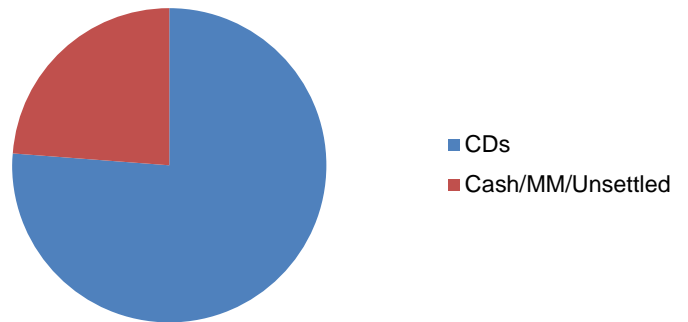
	Opening Cash	Unsettled Purchases/Sales	Purchases (Cost)	Sales/Redemptions (Cost)	Income Interest	Closing Cash
1/31/2021	\$ 1,693,512.83	\$ -	\$ (499,100.00)	\$ 385,000.00	\$ 20,077.16	\$ 1,599,489.99

Total Book Value	\$ 6,702,558.04
Unsettled Purchases/Sales	\$ -
Total Market Value	\$ 6,702,558.04
Unrealized Gain/(Loss)	\$ 16,078.43
Total Statement Value	\$ 6,718,636.47

Investment Components



Investments by Type



City of Fitchburg
 Unspent Bond Proceeds Invested at PMA/WISC
 Ending Market Value
 January 2021

				Cash Management Series	Investment Series	WISC LTD	Fixed Income (CDs)	Total	Weighted Average Portfolio Yield	Weighted Average Portfolio Maturity (days)	
2019 Proceeds - Unspent Premium	300-11530	\$	-	\$	17,296.18	\$	-	\$	17,296.18	0.050%	-
2019 Proceeds - Roads	4__-11532	\$	-	\$	0.16	\$	-	\$	0.16	0.020%	-
2019 Proceeds - Fire Station	400-11531	\$	-	\$	-	\$	-	\$	-	n/a	-
Subtotal 2019 Proceeds				\$	0.16	\$	17,296.18	\$	-	\$	17,296.34
2020 Proceeds - Refunding	300-11534	\$	-	\$	8.25	\$	-	\$	8.25	0.020%	-
2020 Proceeds - Fire Equipment	400-11535	\$	-	\$	-	\$	16,281.61	\$	-	\$	16,281.61
2020 Proceeds - Roads	4__-11536	\$	-	\$	1.64	\$	7,815,082.55	\$	3,000,833.34	\$	499,200.00
Subtotal 2020 Proceeds				\$	9.89	\$	7,831,364.16	\$	3,000,833.34	\$	499,200.00
								\$	11,315,117.53	0.113%	401
								\$	11,331,407.39		

Notes:

- 1) Debt expenditures are transferred out of the debt proceeds account(s) the month following the expenditure.
- 2) Investment amounts were selected based on estimated spend-down of the proceeds.

**CITY OF FITCHBURG
GENERAL FUND**

	2021 Amended Budget	1/2021 Year-to- Date	Variance	Percent Of Budget	Note	1/2020 Year-to- Date
Property Taxes	\$ 16,830,691	\$ 16,830,691	\$ -	100.0%	1	\$ 15,987,571
Other Taxes	\$ 739,500	\$ 151	\$ 739,349	0.0%	2	\$ 230
Special Assessments	\$ -	\$ -	\$ -	0.0%	3	\$ -
Intergovernmental Revenues	\$ 2,798,869	\$ 418,264	\$ 2,380,605	14.9%	3	\$ 416,735
Licenses & Permits	\$ 621,000	\$ 46,424	\$ 574,576	7.5%		\$ 47,958
Court Penalties and Fines	\$ 144,750	\$ 17,841	\$ 126,909	12.3%	8,18	\$ 20,111
Public Charges for Services	\$ 196,669	\$ 8,253	\$ 188,416	4.2%	18	\$ 28,762
Intergovernmental Charges for Services	\$ 258,940	\$ -	\$ 258,940	0.0%	5	\$ -
Miscellaneous Charges	\$ 254,970	\$ 30,249	\$ 224,721	11.9%		\$ 119,957
Other Sources	\$ 886,774	\$ 92,971	\$ 793,803	10.5%	6	\$ -
TOTAL REVENUES	\$ 22,732,163	\$ 17,444,844	\$ 5,287,319	76.7%		\$ 16,621,324
Mayor & Common Council	\$ 77,651	\$ 9,367	\$ 68,284	12.1%		\$ 16,833
Administrator	\$ 443,809	\$ 49,150	\$ 394,659	11.1%		\$ 19,137
Municipal Court	\$ 184,261	\$ 11,579	\$ 172,682	6.3%		\$ 12,705
Legal	\$ 203,805	\$ 9,701	\$ 194,104	4.8%		\$ 8,906
Clerk	\$ 448,803	\$ 28,460	\$ 420,343	6.3%		\$ 28,483
Human Resources	\$ 257,716	\$ 27,051	\$ 230,665	10.5%		\$ 28,277
Sustainability	\$ 170,964	\$ 2,912	\$ 168,052	1.7%	12	\$ 3,606
Finance & Treasury	\$ 446,023	\$ 38,830	\$ 407,193	8.7%	9	\$ 31,119
Assessing	\$ 515,045	\$ 35,543	\$ 479,502	6.9%		\$ 36,112
B&G - Fire Station #1	\$ 47,050	\$ 30	\$ 47,020	0.1%	10	\$ -
B&G - Fire Station #2	\$ -	\$ -	\$ -	0.0%	10	\$ -
B&G - Maintenance Facility	\$ 52,265	\$ 1,198	\$ 51,067	2.3%	10	\$ 250
B&G - New City Hall	\$ 419,946	\$ 20,315	\$ 399,631	4.8%	10	\$ 23,029
B&G - Police Evidence Facility	\$ 12,700	\$ 506	\$ 12,194	4.0%	10	\$ 476
B&G - Marketplace Fire Station	\$ 54,500	\$ 502	\$ 53,998	0.9%	10	\$ 379
B&G - Uptown Fire Station	\$ 51,250	\$ -	\$ 51,250	0.0%	10	\$ 347
Interdepartmental - Other	\$ 190,750	\$ 46,774	\$ 143,976	24.5%	11, 12	\$ 54,509
TOTAL GENERAL GOVERNMENT	\$ 3,576,538	\$ 281,918	\$ 3,294,620	7.9%		\$ 264,168
Law Enforcement	\$ 8,558,128	\$ 684,663	\$ 7,873,465	8.0%		\$ 565,423
Fire Department	\$ 3,156,817	\$ 208,028	\$ 2,948,789	6.6%		\$ 206,195
Building Inspection	\$ 396,361	\$ 26,259	\$ 370,102	6.6%		\$ 25,561
Other Public Safety	\$ 947,747	\$ 360,824	\$ 586,923	38.1%	13	\$ 342,209
TOTAL PUBLIC SAFETY	\$ 13,059,053	\$ 1,279,774	\$ 11,779,279	9.8%		\$ 1,139,388
Public Works	\$ 2,132,763	\$ 109,282	\$ 2,023,481	5.1%	15	\$ 127,261
Mass Transit	\$ 502,655	\$ -	\$ 502,655	0.0%	14	\$ -
TOTAL PUBLIC WORKS	\$ 2,635,418	\$ 109,282	\$ 2,526,136	4.1%		\$ 127,261
Senior Citizens Programs	\$ 722,940	\$ 46,644	\$ 676,296	6.5%		\$ 52,109
Community Center	\$ 104,242	\$ 457	\$ 103,785	0.4%	10,17	\$ 1,810
Parks Department	\$ 1,189,796	\$ 65,956	\$ 1,123,840	5.5%		\$ 69,830
Recreation & Leisure	\$ 330,176	\$ 11,842	\$ 318,334	3.6%	17	\$ 19,212
CULTURE, RECREATION & EDUCATION	\$ 2,347,154	\$ 124,899	\$ 2,222,255	5.3%		\$ 142,961
ZONING & PLANNING	\$ 379,164	\$ 20,931	\$ 358,233	5.5%		\$ 23,332
ECONOMIC DEVELOPMENT	\$ 290,218	\$ 19,394	\$ 270,824	6.7%		\$ 21,797
TRANSFERS TO OTHER FUNDS	\$ 444,618	\$ -	\$ 444,618	0.0%	16	\$ -
TOTAL EXPENDITURES	\$ 22,732,163	\$ 1,836,198	\$ 20,895,965	8.1%		\$ 1,718,907
NET TOTAL - AVAILABLE REVENUES OVER/(UNDER) EXPENDITURES	-	\$ 15,608,646	\$ (15,608,646)			\$ 14,902,417

8.33% of the Fiscal Year has Expended

VARIANCE NOTES

- 1 Under governmental accounting guidelines, property taxes are recorded as of January 1 of the year, although collection of taxes is not completed until the end of August.
- 2 Payment in lieu of taxes from the utility is paid quarterly.
- 3 Transportation aids are received quarterly; shared revenues rec'd 15% in July, 85% in November. PMS aid posted at end of year.
- 5 Administrative charges to the cable, utility, and library funds are billed quarterly.
- 6 The bulk of the other sources budget is a 'budget-only' revenue source for fund balance applied.
- 8 The non-cash bad debt allowance adjustment is calculated and posted at the end of each year.
- 9 Audit services are typically incurred 75-80% in the first six months and 20-25% in the last quarter while preparing for next years audit.
- 10 Amounts are budgeted for unknown, miscellaneous building repairs that may be needed during the year. Actual repairs and timing varies based on what is needed.
- 11 Annual employee retirement payouts made in January.
- 12 HNI grants generally reimbursed to grantees near the end of the year.
- 13 Fitchrona EMS is paid 50% of the City's allocation in January and 50% in June/July.
- 14 Quarterly payments to Metro are generally paid in June, July, August, and November.
- 15 Road maintenance budget generally spent in late summer or early fall.
- 16 Transfer of fund balance from the General Fund to the Capital Projects Fund for ERP aid gap planning completed at end of year.
- 17 Most recreational programs not held due to COVID-19. Reduction in revenue partially offset by reduction in 80/20 instructor and LTE staff expenses.
- 18 Revenue down due to public health emergency.

SUPPLEMENTAL EXPENDITURE REPORT TO THE FINANCE COMMITTEE
General Fund By Object Code

	1/31/2021 YTD Actual	% of Total
110 SALARIES & WAGES	\$ 653,266.86	35.58%
115 OVERTIME WAGES	\$ 37,922.00	2.07%
120 PT/LTE/SEASONAL WAGES	\$ 8,374.01	0.46%
125 SHIFT DIFFERENTIAL	\$ 1,685.20	0.09%
131 FICA	\$ 61,861.62	3.37%
132 WRS	\$ 70,356.28	3.83%
135 LONGEVITY BENEFIT	\$ 57,726.75	3.14%
150 POC SERVICES	\$ 26,777.42	1.46%
160 HEALTH INS	\$ 175,751.88	9.57%
161 LIFE INS	\$ 1,553.72	0.08%
163 DENTAL INS	\$ 11,334.03	0.62%
189 EMPLOYEE RETIREMENT RESERVE	\$ 39,676.84	2.16%
190 HOLIDAY PREMIUM	\$ 10,464.83	0.57%
TOTAL SALARIES, WAGES & DIRECT FRINGE BENEFITS	\$ 1,156,751.44	63.00%
210 PROFESSIONAL SERVICES	\$ 450.00	0.02%
240 REPAIRS & MAINT - BY OTHERS	\$ 4,709.94	0.26%
245 COMPUTER RELATED REP & MAINT	\$ 38,859.73	2.12%
250 PUBLIC NOTICES & ADVERTISEMENT	\$ 59.00	0.00%
251 RECRUITMENT & TEST - PD	\$ 275.00	0.01%
255 DEBT COLLECTION EXPENSE	\$ 21.00	0.00%
260 POLICE VEHICLE LEASE PROGRAM	\$ 104,812.00	5.71%
270 FITCHRONA EMS CONTRIBUTION	\$ 360,823.50	19.65%
289 GOLF COURSE MAINTENANCE	\$ 4,250.00	0.23%
290 OTHER CONTR SERV- REIMBURSABLE	\$ 3,979.97	0.22%
TOTAL CONTRACTUAL SERVICES	\$ 518,240.14	28.22%
310 OFFICE SUPPLIES & POSTAGE	\$ 1,373.06	0.07%
311 POSTAGE CLEARING	\$ 3,959.57	0.22%
320 PUBLICATIONS, DUES & SUBSCRIPT	\$ 10,704.94	0.58%
323 UNIFORMS	\$ 11,486.80	0.63%
324 PROTECTIVE GEAR	\$ 150.00	0.01%
325 TRAINING & STAFF DEVELOPMENT	\$ 1,614.55	0.09%
327 YMCA MEMBERSHIP	\$ 478.00	0.03%
335 VEHICLE EXPENSE	\$ 18,226.89	0.99%
340 OPERATING MATERIALS & SUPPLIES	\$ 1,323.03	0.07%
341 MEDICAL/EMS SUPPLIES	\$ 419.86	0.02%
345 PUBLIC INFORMATION & EDUCATION	\$ 110.00	0.01%
350 REPAIR & MAINT SUPPLIES	\$ 1,868.03	0.10%
355 EQUIPMENT OPERATING EXPENSE	\$ 2,809.47	0.15%
360 BUILDING REPAIRS & MAINTENANCE	\$ 634.83	0.03%
363 COMMUNICATIONS EXPENSE	\$ 209.30	0.01%
365 TELEPHONE & UTILITIES	\$ 436.48	0.02%
TOTAL OPERATING EXPENSES	\$ 55,804.81	3.04%
370 ROADWAY SUPPLIES	\$ 5,796.52	0.32%
371 POLES & LIGHTS REPLACE STOCK	\$ 49.74	0.00%
TOTAL ROADWAY & ROAD RELATED EXPENSES (NON-CAPITAL)	\$ 5,846.26	0.32%
380 EMPLOYEE RECOG & MEMORIALS	\$ (3.11)	0.00%
384 INVESTIGATIVE SUPPLIES	\$ 793.56	0.04%
386 NUTRITION PROGRAM	\$ 41.60	0.00%
390 OTHER	\$ 2,227.99	0.12%
TOTAL MISCELLANEOUS PROGRAMS EXPENSE	\$ 3,060.04	0.17%
570 TECHNOLOGY ISF ALLOCATION - OPERATING	\$ 53,535.83	2.92%
572 INSURANCE ISF ALLOCATION	\$ 37,518.68	2.04%
573 TECHNOLOGY ISF ALLOCATION - CAPITAL	\$ 5,354.16	0.29%
TOTAL ALLOCATED CHARGES	\$ 96,408.67	5.25%
991 BAD DEBT EXPENSE	\$ 84.48	0.00%
TOTAL MISCELLANEOUS - NON DEPARTMENTAL	\$ 84.48	0.00%
	\$ 1,836,195.84	100.00%

SUPPLEMENTAL EXPENDITURE REPORT TO THE FINANCE COMMITTEE

General Fund By Object Code - Sorted by Percentage

	1/31/2021	% of
	YTD Actual	Total
110 SALARIES & WAGES	\$ 653,266.86	35.58%
270 FITCHRONA EMS CONTRIBUTION	\$ 360,823.50	19.65%
160 HEALTH INS	\$ 175,751.88	9.57%
260 POLICE VEHICLE LEASE PROGRAM	\$ 104,812.00	5.71%
132 WRS	\$ 70,356.28	3.83%
131 FICA	\$ 61,861.62	3.37%
135 LONGEVITY BENEFIT	\$ 57,726.75	3.14%
570 TECHNOLOGY ISF ALLOCATION - OPERATING	\$ 53,535.83	2.92%
189 EMPLOYEE RETIREMENT RESERVE	\$ 39,676.84	2.16%
245 COMPUTER RELATED REP & MAINT	\$ 38,859.73	2.12%
115 OVERTIME WAGES	\$ 37,922.00	2.07%
572 INSURANCE ISF ALLOCATION	\$ 37,518.68	2.04%
150 POC SERVICES	\$ 26,777.42	1.46%
335 VEHICLE EXPENSE	\$ 18,226.89	0.99%
323 UNIFORMS	\$ 11,486.80	0.63%
163 DENTAL INS	\$ 11,334.03	0.62%
320 PUBLICATIONS, DUES & SUBSCRIPT	\$ 10,704.94	0.58%
190 HOLIDAY PREMIUM	\$ 10,464.83	0.57%
120 PT/LTE/SEASONAL WAGES	\$ 8,374.01	0.46%
370 ROADWAY SUPPLIES	\$ 5,796.52	0.32%
573 TECHNOLOGY ISF ALLOCATION - CAPITAL	\$ 5,354.16	0.29%
240 REPAIRS & MAINT - BY OTHERS	\$ 4,709.94	0.26%
289 GOLF COURSE MAINTENANCE	\$ 4,250.00	0.23%
290 OTHER CONTR SERV- REIMBURSABLE	\$ 3,979.97	0.22%
311 POSTAGE CLEARING	\$ 3,959.57	0.22%
355 EQUIPMENT OPERATING EXPENSE	\$ 2,809.47	0.15%
390 OTHER	\$ 2,227.99	0.12%
350 REPAIR & MAINT SUPPLIES	\$ 1,868.03	0.10%
125 SHIFT DIFFERENTIAL	\$ 1,685.20	0.09%
325 TRAINING & STAFF DEVELOPMENT	\$ 1,614.55	0.09%
161 LIFE INS	\$ 1,553.72	0.08%
310 OFFICE SUPPLIES & POSTAGE	\$ 1,373.06	0.07%
340 OPERATING MATERIALS & SUPPLIES	\$ 1,323.03	0.07%
384 INVESTIGATIVE SUPPLIES	\$ 793.56	0.04%
360 BUILDING REPAIRS & MAINTENANCE	\$ 634.83	0.03%
327 YMCA MEMBERSHIPS	\$ 478.00	0.03%
210 PROFESSIONAL SERVICES	\$ 450.00	0.02%
365 TELEPHONE & UTILITIES	\$ 436.48	0.02%
341 MEDICAL/EMS SUPPLIES	\$ 419.86	0.02%
251 RECRUITMENT & TEST - PD	\$ 275.00	0.01%
363 COMMUNICATIONS EXPENSE	\$ 209.30	0.01%
324 PROTECTIVE GEAR	\$ 150.00	0.01%
345 PUBLIC INFORMATION & EDUCATION	\$ 110.00	0.01%
991 BAD DEBT EXPENSE	\$ 84.48	0.00%
250 PUBLIC NOTICES & ADVERTISEMENT	\$ 59.00	0.00%
371 POLES & LIGHTS REPLACE STOCK	\$ 49.74	0.00%
386 NUTRITION PROGRAM	\$ 41.60	0.00%
255 DEBT COLLECTION EXPENSE	\$ 21.00	0.00%
380 EMPLOYEE RECOG & MEMORIALS	\$ (3.11)	0.00%
TOTAL SALARIES, WAGES & DIRECT FRINGE BENEFITS	\$ 1,156,751.44	63.00%
TOTAL CONTRACTUAL SERVICES	\$ 518,240.14	28.22%
TOTAL OPERATING EXPENSES	\$ 55,804.81	3.04%
TOTAL ROADWAY & ROAD RELATED EXPENSES (NON-CAPITAL)	\$ 5,846.26	0.32%
TOTAL MISCELLANEOUS PROGRAMS EXPENSE	\$ 3,060.04	0.17%
TOTAL INSURANCES	\$ 96,408.67	5.25%
TOTAL MISCELLANEOUS - NON DEPARTMENTAL	\$ 84.48	0.00%
Total	\$ 1,836,195.84	100.00%

City of Fitchburg
Other Governmental Fund Type Summaries
1/31/2021

Special Revenue Funds

	<u>Beginning Fund Balance</u>	<u>Revenues and Sources of Funds</u>	<u>Expenditures and Uses of Funds</u>	<u>Current Ending Fund Balance</u>
Grants/Donations	\$ 97,280.98 (a)	\$ 7,002.00	\$ (591.27)	\$ 103,691.71 (a)
Park Dedication-prior	\$ 1,268,667.99	\$ -	\$ -	\$ 1,268,667.99
Park Dedication-new	\$ 1,745,008.42	\$ 1,750.00	\$ -	\$ 1,746,758.42
FACTv (Cable)	\$ 254,685.89	\$ 95,953.00 (b)	\$ (30,515.38)	\$ 320,123.51
Refuse & Recycling	\$ 559,079.00	\$ 1,204,357.63 (c)	\$ (41,840.44)	\$ 1,721,596.19 (c)
CEDA	\$ 858,122.62 (d)	\$ 14.58	\$ (5,143.33)	\$ 852,993.87 (d)
Affordable Housing	\$ 87,096.34	\$ -	\$ -	\$ 87,096.34
Cemetery	\$ 73,455.69	\$ 675.00	\$ -	\$ 74,130.69
Library	\$ 207,580.25	\$ 1,972,720.30 (e)	\$ (96,950.04)	\$ 2,083,350.51 (e)
	<u>\$ 5,150,977.18</u>	<u>\$ 3,282,472.51</u>	<u>\$ (175,040.46)</u>	<u>\$ 8,258,409.23</u>

Debt Service Funds

	<u>Beginning Fund Balance</u>	<u>Revenues and Sources of Funds</u>	<u>Expenditures and Uses of Funds</u>	<u>Current Ending Fund Balance</u>
Debt Service	\$ 3,349,538.62	\$ 4,566,509.11 (e)	\$ (3,012,834.11)	\$ 4,903,213.62 (f)

Capital Projects Funds

	<u>Beginning Fund Balance</u>	<u>Revenues and Sources of Funds</u>	<u>Expenditures and Uses of Funds</u>	<u>Current Ending Fund Balance</u>
Capital Projects	\$ 14,806,332.98	\$ 1,743,763.35 (e)	\$ (7,185,179.35)	\$ 9,364,916.98
TID 4	\$ 9,069,195.58	\$ 5,195,350.84 (e)	\$ (34.99)	\$ 14,264,511.43
TID 6	\$ 6,030,156.13	\$ 3,368,227.42 (e)	\$ -	\$ 9,398,383.55
TID 9	\$ (56,665.40)	\$ 1,183,195.92 (e)	\$ (613.38)	\$ 1,125,917.14
TID 10	\$ 2,797,874.62	\$ 748,871.58	\$ 6,246,566.74	\$ 9,793,312.94
TID 11	\$ (32,362.56)	\$ -	\$ -	\$ (32,362.56) (g)
TID 12	\$ 173,100.48	\$ 1,944,652.86	\$ (235.70)	\$ 2,117,517.64
TID 13	\$ (965.30)	\$ 122,921.60	\$ (177.70)	\$ 121,778.60
	<u>\$ 32,786,666.53</u>	<u>\$ 14,306,983.57</u>	<u>\$ (939,674.38)</u>	<u>\$ 46,153,975.72</u>

Internal Service Funds

	<u>Beginning Fund Balance</u>	<u>Revenues and Sources of Funds</u>	<u>Expenditures and Uses of Funds</u>	<u>Current Ending Fund Balance</u>
Technology	\$ 523,815.96	\$ 73,764.15 (h)	\$ (45,131.00)	\$ 552,449.11 (i)
Insurance/Risk Mgmt	\$ 133,447.87	\$ 47,849.19 (h)	\$ (409,076.00)	\$ (227,778.94) (j)
	<u>\$ 657,263.83</u>	<u>\$ 121,613.34</u>	<u>\$ (454,207.00)</u>	<u>\$ 324,670.17</u>

Notes:

- (a) - full amount restricted based on donor/grantee requirements
- (b) - most of the revenue for this fund is franchise fees, paid quarterly in February (for prior year), May, August, and November
- (c) - most of the revenue for this fund is garbage charges on the property tax bills and settled in January/February
- (d) - see CEDA report for categories of fund balance by assignment
- (e) - most of the revenue for this fund is levied on the property tax bills and settled in January/February
- (f) - debt payments occur throughout the year and the ending fund balance is mostly restricted

- (g) - TID is at a loss, which is common for the first couple years of the TID based on the timing of tax increment. An advance from the General Fund is posted and is expected to be paid back when increment is available.
- (h) - Charges to other departments occurs monthly though many purchases done in the beginning of the year.
- (i) - Much of this balance is assigned to future equipment replacement, based on accumulated depreciation charged to departments throughout the years.
- (j) - Most premiums paid at beginning of year but collected from departments monthly.

**CITY OF FITCHBURG
REVENUES WITH COMPARISON TO BUDGET
FOR THE 1 MONTHS ENDING JANUARY 31, 2021**

GENERAL FUND

	BUDGET	PERIOD ACTUAL	YTD ACTUAL	VARIANCE	% OF BUDGET	PRIOR YTD
<u>TAXES</u>						
100-4111-000 LOCAL PROPERTY TAXES	16,830,691.00	16,830,691.00	16,830,691.00	.00	100.00	15,987,571.00
100-4111-999 BAD DEBT EXPENSE - DEL PP TAX	(10,000.00)	.00	.00	(10,000.00)	.00	.00
100-4114-000 MOBILE HOME/MISC TAXES	3,000.00	151.16	151.16	2,848.84	5.04	229.73
100-4121-000 HOTEL ROOM TAX - GENERAL FUND	17,500.00	.00	.00	17,500.00	.00	.00
100-4131-000 TAX EQUIVALENT-UTILITY	725,000.00	.00	.00	725,000.00	.00	.00
100-4180-000 INTEREST ON DELINQUENT PP TAX	4,000.00	.00	.00	4,000.00	.00	.00
TOTAL TAXES	17,570,191.00	16,830,842.16	16,830,842.16	739,348.84	95.79	15,987,800.73
<u>INTERGOVERNMENTAL REVENUES</u>						
100-4330-000 FEDERAL LAND AIDS	1,600.00	.00	.00	1,600.00	.00	.00
100-4341-000 STATE SHARED REVENUES	491,915.00	.00	.00	491,915.00	.00	.00
100-4342-000 FIRE INSURANCE TAXES (2% DUES)	126,590.00	.00	.00	126,590.00	.00	.00
100-4351-400 STATE GRANT POLICE	121,434.00	.00	.00	121,434.00	.00	.00
100-4353-000 STATE HIGHWAY AIDS	1,592,775.00	397,672.24	397,672.24	1,195,102.76	24.97	396,142.76
100-4354-000 EXEMPT COMPUTER AID	213,078.00	.00	.00	213,078.00	.00	.00
100-4359-000 EXEMPT PERSONAL PROPERTY AID	53,200.00	.00	.00	53,200.00	.00	.00
100-4361-000 PAYMENTS FOR MUNICIPAL SERVICE	60,000.00	.00	.00	60,000.00	.00	.00
100-4362-000 STATE LAND AIDS	30,000.00	.00	.00	30,000.00	.00	.00
100-4374-000 SENIOR REIMBURSEMENTS-COUNTY	87,685.00	.00	.00	87,685.00	.00	.00
100-4377-100 MISC COUNTY GRANTS	20,592.00	20,592.00	20,592.00	.00	100.00	20,592.00
TOTAL INTERGOVERNMENTAL REVE	2,798,869.00	418,264.24	418,264.24	2,380,604.76	14.94	416,734.76
<u>LICENSE AND PERMITS</u>						
100-4410-000 BUSINESS & OCCUPATIONAL LIC	60,000.00	570.00	570.00	59,430.00	.95	140.00
100-4420-000 NON BUSINESS LICENSES	11,000.00	3,329.75	3,329.75	7,670.25	30.27	2,953.95
100-4430-000 BLDG PERMIT & INSPECTION FEES	360,000.00	31,990.20	31,990.20	328,009.80	8.89	29,683.65
100-4440-000 ZONING PERMITS & FEES	170,000.00	8,034.00	8,034.00	161,966.00	4.73	12,535.60
100-4490-000 OTHER REGULATION & COMPLIANCE	20,000.00	2,500.00	2,500.00	17,500.00	12.50	2,645.00
TOTAL LICENSE AND PERMITS	621,000.00	46,423.95	46,423.95	574,576.05	7.48	47,958.20
<u>FINES, FORFEITS AND PENALTIES</u>						
100-4510-000 LAW & ORDINANCE VIOLATIONS	144,750.00	17,841.29	17,841.29	126,908.71	12.33	20,111.33
TOTAL FINES, FORFEITS AND PENALT	144,750.00	17,841.29	17,841.29	126,908.71	12.33	20,111.33

**CITY OF FITCHBURG
REVENUES WITH COMPARISON TO BUDGET
FOR THE 1 MONTHS ENDING JANUARY 31, 2021**

GENERAL FUND

	BUDGET	PERIOD ACTUAL	YTD ACTUAL	VARIANCE	% OF BUDGET	PRIOR YTD
<u>PUBLIC CHARGES FOR SERVICES</u>						
100-4610-100 GENERAL GOVERNMENT CHARGES	18,000.00	1,404.00	1,404.00	16,596.00	7.80	2,652.00
100-4621-100 PUBLIC SAFETY CHARGES	5,500.00	108.75	108.75	5,391.25	1.98	1,047.44
100-4631-100 ENGINEERING CHARGES TO OTHERS	5,000.00	4,476.60	4,476.60	523.40	89.53	.00
100-4672-100 RECREATION FEES	72,029.00	569.91	569.91	71,459.09	.79	7,798.39
100-4672-200 PARK SHELTER RENTAL FEES	58,000.00	1,124.09	1,124.09	56,875.91	1.94	9,953.11
100-4672-300 SENIOR PROGRAM FEES	36,540.00	570.00	570.00	35,970.00	1.56	7,273.00
100-4672-301 SENIOR ROOM FEES	1,400.00	.00	.00	1,400.00	.00	37.82
100-4690-000 OTHER PUBLIC CHGS FOR SERVICE	200.00	.00	.00	200.00	.00	.00
TOTAL PUBLIC CHARGES FOR SERVI	196,669.00	8,253.35	8,253.35	188,415.65	4.20	28,761.76
<u>INTERGOV CHARGES FOR SERVICES</u>						
100-4730-102 DANECOM REIMBURSEMENT	12,540.00	.00	.00	12,540.00	.00	.00
100-4740-100 ADMIN CHARGES TO UTILITIES	98,900.00	.00	.00	98,900.00	.00	.00
100-4740-207 ADMIN FEE-CABLE	21,100.00	.00	.00	21,100.00	.00	.00
100-4740-250 ADMINSTRATIVE CHGS TO LIBRARY	126,400.00	.00	.00	126,400.00	.00	.00
TOTAL INTERGOV CHARGES FOR SE	258,940.00	.00	.00	258,940.00	.00	.00
<u>MISCELLANEOUS REVENUE</u>						
100-4810-100 INTEREST ON TEMP INVESTMENTS	150,000.00	28,329.41	28,329.41	121,670.59	18.89	100,830.02
100-4810-200 INTEREST ON DELINQ S/A & ACCTS	25.00	.00	.00	25.00	.00	.00
100-4820-200 BUILDING RENTALS	37,245.00	.00	.00	37,245.00	.00	17,457.76
100-4830-200 SR SUBSCRIPTIONS & AD SALES	2,200.00	1,665.00	1,665.00	535.00	75.68	1,080.00
100-4830-500 MAINT FACILITY REIMB UD#1	1,000.00	.00	.00	1,000.00	.00	.00
100-4830-600 SUD REIMBURSEMENT FOR HWY WO	15,000.00	.00	.00	15,000.00	.00	.00
100-4850-000 DONATIONS	22,000.00	60.00	60.00	21,940.00	.27	217.00
100-4860-000 PCARD REBATE	20,000.00	.00	.00	20,000.00	.00	.00
100-4890-000 MISCELLANEOUS INCOME	500.00	195.01	195.01	304.99	39.00	155.00
100-4890-550 ACCIDENT RECOVERIES	5,000.00	.00	.00	5,000.00	.00	217.06
100-4890-600 SALE OF FIXED ASSETS	2,000.00	.00	.00	2,000.00	.00	.00
TOTAL MISCELLANEOUS REVENUE	254,970.00	30,249.42	30,249.42	224,720.58	11.86	119,956.84
<u>OTHER FINANCING SOURCES</u>						
100-4922-225 TRANSFER FROM CEDA	53,160.00	.00	.00	53,160.00	.00	.00
100-4922-300 TRANSFER BRUSH COLLECTION REI	20,000.00	.00	.00	20,000.00	.00	.00
100-4924-000 TRANSFER FROM CAP PROJ	92,971.00	92,971.00	92,971.00	.00	100.00	.00
100-4930-100 FUND BAL APPLIED	720,643.00	.00	.00	720,643.00	.00	.00
TOTAL OTHER FINANCING SOURCES	886,774.00	92,971.00	92,971.00	793,803.00	10.48	.00

CITY OF FITCHBURG
 REVENUES WITH COMPARISON TO BUDGET
 FOR THE 1 MONTHS ENDING JANUARY 31, 2021

GENERAL FUND

	BUDGET	PERIOD ACTUAL	YTD ACTUAL	VARIANCE	% OF BUDGET	PRIOR YTD
TOTAL FUND REVENUE	22,732,163.00	17,444,845.41	17,444,845.41	5,287,317.59	76.74	16,621,323.62

**CITY OF FITCHBURG
EXPENDITURES WITH COMPARISON TO BUDGET
FOR THE 1 MONTHS ENDING JANUARY 31, 2021**

GENERAL FUND

	BUDGET	PERIOD ACTUAL	YTD ACTUAL	UNEXPENDED	% OF BUDGET	PRIOR YTD
<u>MAYOR & COMMON COUNCIL</u>						
100-5110-110 SALARIES & WAGES - MAYOR & CC	50,500.00	3,884.66	3,884.66	46,615.34	7.69	3,496.21
100-5110-131 FICA	3,863.00	297.18	297.18	3,565.82	7.69	267.48
100-5110-132 WRS	675.00	.00	.00	675.00	.00	.00
100-5110-161 LIFE INS	8.00	.00	.00	8.00	.00	.00
100-5110-310 OFFICE SUPPLIES & POSTAGE	200.00	.00	.00	200.00	.00	.00
100-5110-320 PUBLICATIONS, DUES & SUBSCRIPT	12,990.00	4,415.00	4,415.00	8,575.00	33.99	12,503.38
100-5110-325 TRAINING & TRAVEL	1,500.00	200.00	200.00	1,300.00	13.33	.00
100-5110-330 VEHICLE USE REIMBURSEMENT	110.00	.00	.00	110.00	.00	.00
100-5110-340 OPERATING MATERIALS & SUPPLIES	960.00	.00	.00	960.00	.00	.00
100-5110-570 IT OPERATING ISF ALLOCATION	6,045.00	503.75	503.75	5,541.25	8.33	508.33
100-5110-572 INSURANCE ISF ALLOCATION	525.00	43.75	43.75	481.25	8.33	35.00
100-5110-573 IT CAPITAL ISF ALLOCATION	275.00	22.92	22.92	252.08	8.33	22.50
TOTAL MAYOR & COMMON COUNCIL	77,651.00	9,367.26	9,367.26	68,283.74	12.06	16,832.90
<u>ADMINISTRATOR</u>						
100-5115-110 SALARIES & WAGES-ADMIN	327,373.00	41,780.74	41,780.74	285,592.26	12.76	12,702.33
100-5115-120 PT/LTE/SEASONAL	9,400.00	.00	.00	9,400.00	.00	.00
100-5115-131 FICA	25,766.00	3,170.95	3,170.95	22,595.05	12.31	960.42
100-5115-132 WRS	22,100.00	727.80	727.80	21,372.20	3.29	831.69
100-5115-160 HEALTH INS	29,116.00	1,856.16	1,856.16	27,259.84	6.38	1,222.71
100-5115-161 LIFE INS	1,533.00	58.57	58.57	1,474.43	3.82	43.11
100-5115-162 DISABILITY INS	793.00	.00	.00	793.00	.00	.00
100-5115-163 DENTAL INS	3,298.00	226.36	226.36	3,071.64	6.86	191.53
100-5115-310 OFFICE SUPPLIES & POSTAGE	200.00	9.51	9.51	190.49	4.76	24.45
100-5115-320 PUBLICATIONS, DUES & SUBSCRIPT	1,300.00	.00	.00	1,300.00	.00	1,375.18
100-5115-325 TRAINING & TRAVEL	2,100.00	.00	.00	2,100.00	.00	624.00
100-5115-330 VEHICLE USE REIMBURSEMENT	1,740.00	.00	.00	1,740.00	.00	.00
100-5115-340 OPERATING MATERIALS & SUPP	300.00	104.00	104.00	196.00	34.67	.00
100-5115-345 PUBLIC INFORMATION & EDUCATION	4,200.00	.00	.00	4,200.00	.00	.00
100-5115-570 IT OPERATING ISF ALLOCATION	11,690.00	974.17	974.17	10,715.83	8.33	961.67
100-5115-572 INSURANCE ISF ALLOCATION	2,080.00	173.33	173.33	1,906.67	8.33	132.08
100-5115-573 IT CAPITAL ISF ALLOCATION	820.00	68.33	68.33	751.67	8.33	67.50
TOTAL ADMINISTRATOR	443,809.00	49,149.92	49,149.92	394,659.08	11.07	19,136.67

**CITY OF FITCHBURG
EXPENDITURES WITH COMPARISON TO BUDGET
FOR THE 1 MONTHS ENDING JANUARY 31, 2021**

GENERAL FUND

	BUDGET	PERIOD ACTUAL	YTD ACTUAL	UNEXPENDED	% OF BUDGET	PRIOR YTD
<u>MUNICIPAL COURT</u>						
100-5120-110 SALARIES & WAGES - MUN COURT	116,141.00	7,010.17	7,010.17	109,130.83	6.04	7,658.31
100-5120-120 PT/LTE/SEASONAL WAGES	4,860.00	60.75	60.75	4,799.25	1.25	153.69
100-5120-131 FICA	9,308.00	563.60	563.60	8,744.40	6.06	633.60
100-5120-132 WRS	4,886.00	282.95	282.95	4,603.05	5.79	359.61
100-5120-135 LONGEVITY BENEFIT	675.00	675.00	675.00	.00	100.00	630.00
100-5120-160 HEALTH INS	19,411.00	1,617.58	1,617.58	17,793.42	8.33	1,547.21
100-5120-161 LIFE INS	104.00	6.43	6.43	97.57	6.18	6.76
100-5120-162 DISABILITY INS	400.00	.00	.00	400.00	.00	.00
100-5120-163 DENTAL INS	1,331.00	105.66	105.66	1,225.34	7.94	108.67
100-5120-245 COMPUTER RELATED REP & MAINT	400.00	.00	.00	400.00	.00	.00
100-5120-290 OTHER CONTRACTUAL SERVICES	2,000.00	60.00	60.00	1,940.00	3.00	90.00
100-5120-310 OFFICE SUPPLIES & POSTAGE	3,400.00	122.10	122.10	3,277.90	3.59	145.65
100-5120-320 PUBLICATIONS, DUES & SUBSCRIPT	270.00	.00	.00	270.00	.00	.00
100-5120-325 TRAINING & TRAVEL	2,285.00	.00	.00	2,285.00	.00	.00
100-5120-330 VEHICLE USE REIMBURSEMENT	265.00	.00	.00	265.00	.00	.00
100-5120-340 OPERATING MATERIALS & SUPPLIES	3,625.00	.00	.00	3,625.00	.00	300.57
100-5120-390 OTHER - DOT SUSPENSION FEES	2,000.00	.00	.00	2,000.00	.00	.00
100-5120-570 IT OPERATING ISF ALLOCATION	10,875.00	906.25	906.25	9,968.75	8.33	920.00
100-5120-572 INSURANCE ISF ALLOCATION	1,205.00	100.42	100.42	1,104.58	8.33	83.33
100-5120-573 IT CAPITAL ISF ALLOCATION	820.00	68.33	68.33	751.67	8.33	67.50
TOTAL MUNICIPAL COURT	184,261.00	11,579.24	11,579.24	172,681.76	6.28	12,704.90
<u>LEGAL SERVICES</u>						
100-5130-110 SALARIES & WAGES - LEGAL DEPT	120,277.00	6,708.21	6,708.21	113,568.79	5.58	6,296.79
100-5130-131 FICA	9,201.00	487.98	487.98	8,713.02	5.30	458.60
100-5130-132 WRS	8,119.00	349.45	349.45	7,769.55	4.30	392.73
100-5130-160 HEALTH INS	19,411.00	1,597.38	1,597.38	17,813.62	8.23	1,227.29
100-5130-161 LIFE INS	101.00	7.88	7.88	93.12	7.80	6.51
100-5130-162 DISABILITY INS	400.00	.00	.00	400.00	.00	.00
100-5130-163 DENTAL INS	1,331.00	104.34	104.34	1,226.66	7.84	86.19
100-5130-203 OUTSIDE LEGAL COUNSEL	35,000.00	.00	.00	35,000.00	.00	.00
100-5130-320 PUBLICATIONS, DUES & SUBSCRIPT	1,550.00	.00	.00	1,550.00	.00	.00
100-5130-325 TRAINING & TRAVEL	2,000.00	.00	.00	2,000.00	.00	25.00
100-5130-330 VEHICLE USE REIMBURSEMENT	465.00	.00	.00	465.00	.00	.00
100-5130-340 OPERATING MATERIALS & SUPPLIES	600.00	.00	.00	600.00	.00	.00
100-5130-570 IT OPERATING ISF ALLOCATION	3,810.00	317.50	317.50	3,492.50	8.33	307.92
100-5130-572 INSURANCE ISF ALLOCATION	1,265.00	105.42	105.42	1,159.58	8.33	82.50
100-5130-573 IT CAPITAL ISF ALLOCATION	275.00	22.92	22.92	252.08	8.33	22.50
TOTAL LEGAL SERVICES	203,805.00	9,701.08	9,701.08	194,103.92	4.76	8,906.03

**CITY OF FITCHBURG
EXPENDITURES WITH COMPARISON TO BUDGET
FOR THE 1 MONTHS ENDING JANUARY 31, 2021**

GENERAL FUND

	BUDGET	PERIOD ACTUAL	YTD ACTUAL	UNEXPENDED	% OF BUDGET	PRIOR YTD
<u>CLERK'S OFFICE</u>						
100-5142-110 SALARIES & WAGES - CLERKS OFFC	222,506.00	12,965.74	12,965.74	209,540.26	5.83	14,497.38
100-5142-115 OVERTIME WAGES	3,773.00	.00	.00	3,773.00	.00	.00
100-5142-120 PT/LTE/SEASONAL WAGES	17,810.00	.00	.00	17,810.00	.00	.00
100-5142-131 FICA	17,547.00	937.03	937.03	16,609.97	5.34	1,121.40
100-5142-132 WRS	15,310.00	911.64	911.64	14,398.36	5.95	1,011.97
100-5142-135 LONGEVITY BENEFIT	540.00	540.00	540.00	.00	100.00	495.00
100-5142-160 HEALTH INS	77,643.00	6,470.32	6,470.32	71,172.68	8.33	6,017.60
100-5142-161 LIFE INS	609.00	44.46	44.46	564.54	7.30	35.41
100-5142-162 DISABILITY INS	1,306.00	.00	.00	1,306.00	.00	.00
100-5142-163 DENTAL INS	5,325.00	422.64	422.64	4,902.36	7.94	422.64
100-5142-210 PROFESSIONAL SERVICES	10,275.00	450.00	450.00	9,825.00	4.38	450.00
100-5142-230 POLLING PLACE RENTAL	300.00	.00	.00	300.00	.00	.00
100-5142-245 COMPUTER RELATED REP & MAINT	1,280.00	624.00	624.00	656.00	48.75	624.00
100-5142-250 PUBLIC NOTICES & ADVERTISEMENT	19,500.00	.00	.00	19,500.00	.00	.00
100-5142-290 OTHER CONTRACTUAL	360.00	.00	.00	360.00	.00	.00
100-5142-310 OFFICE SUPPLIES & POSTAGE	3,000.00	185.12	185.12	2,814.88	6.17	222.91
100-5142-320 PUBLICATIONS, DUES & SUBSCRIPT	610.00	345.00	345.00	265.00	56.56	325.00
100-5142-325 TRAINING & TRAVEL	4,380.00	778.00	778.00	3,602.00	17.76	571.00
100-5142-330 VEHICLE USE REIMBURSEMENT	985.00	.00	.00	985.00	.00	.00
100-5142-340 OPERATING MATERIALS & SUPPLIES	20.00	.00	.00	20.00	.00	.00
100-5142-355 EQUIPMENT OPERATING EXPENSE	10,865.00	(.67)	(.67)	10,865.67	(.01)	625.75
100-5142-390 ELECTION COSTS	16,160.00	2,227.99	2,227.99	13,932.01	13.79	545.75
100-5142-570 IT OPERATING ISF ALLOCATION	14,525.00	1,210.42	1,210.42	13,314.58	8.33	1,229.58
100-5142-572 INSURANCE ISF ALLOCATION	3,084.00	257.00	257.00	2,827.00	8.33	197.25
100-5142-573 IT CAPITAL ISF ALLOCATION	1,090.00	90.83	90.83	999.17	8.33	90.00
TOTAL CLERK'S OFFICE	448,803.00	28,459.52	28,459.52	420,343.48	6.34	28,482.64

**CITY OF FITCHBURG
EXPENDITURES WITH COMPARISON TO BUDGET
FOR THE 1 MONTHS ENDING JANUARY 31, 2021**

GENERAL FUND

	BUDGET	PERIOD ACTUAL	YTD ACTUAL	UNEXPENDED	% OF BUDGET	PRIOR YTD
HUMAN RESOURCES						
100-5143-110 SALARIES & WAGES-HR	140,964.00	8,303.04	8,303.04	132,660.96	5.89	8,920.59
100-5143-131 FICA	10,802.00	607.20	607.20	10,194.80	5.62	674.61
100-5143-132 WRS	9,531.00	579.89	579.89	8,951.11	6.08	615.96
100-5143-135 LONGEVITY	241.00	288.00	288.00	(47.00)	119.50	204.75
100-5143-160 HEALTH INS	36,147.00	3,098.28	3,098.28	33,048.72	8.57	2,916.62
100-5143-161 LIFE INS	310.00	29.31	29.31	280.69	9.45	19.47
100-5143-162 DISABILITY INS	691.00	.00	.00	691.00	.00	.00
100-5143-163 DENTAL INS	2,396.00	190.20	190.20	2,205.80	7.94	190.20
100-5143-210 PROFESSIONAL SERVICES	3,050.00	.00	.00	3,050.00	.00	.00
100-5143-245 COMPUTER RELATED REP & MAINT	12,875.00	11,872.78	11,872.78	1,002.22	92.22	9,492.53
100-5143-250 RECRUITMENT & TEST - GEN	3,139.00	59.00	59.00	3,080.00	1.88	121.72
100-5143-251 RECRUITMENT & TEST - PD	10,500.00	275.00	275.00	10,225.00	2.62	42.83
100-5143-252 RECRUITMENT & TEST - FD	5,500.00	.00	.00	5,500.00	.00	7.00
100-5143-253 RECRUITMENT & TEST - HIGHWAY	1,000.00	.00	.00	1,000.00	.00	211.50
100-5143-290 OTHER CONTRACTUAL SERVICES	5,590.00	940.40	940.40	4,649.60	16.82	3,288.00
100-5143-310 OFFICE SUPPLIES & POSTAGE	500.00	2.91	2.91	497.09	.58	2.80
100-5143-320 PUBLICATIONS, DUES & SUBSCRIPT	520.00	.00	.00	520.00	.00	.00
100-5143-325 TRAINING & TRAVEL	1,100.00	.00	.00	1,100.00	.00	313.59
100-5143-330 VEHICLE USE REIMBURSEMENT	205.00	.00	.00	205.00	.00	.00
100-5143-340 OPERATING MATERIALS & SUPP	1,000.00	.00	.00	1,000.00	.00	128.99
100-5143-355 EQUIPMENT OPERATING EXPENSE	2,000.00	.00	.00	2,000.00	.00	372.44
100-5143-570 IT OPERATING ISF ALLOCATION	7,585.00	632.08	632.08	6,952.92	8.33	612.08
100-5143-572 INSURANCE ISF ALLOCATION	1,525.00	127.08	127.08	1,397.92	8.33	96.50
100-5143-573 IT CAPITAL ISF ALLOCATION	545.00	45.42	45.42	499.58	8.33	45.00
TOTAL HUMAN RESOURCES	257,716.00	27,050.59	27,050.59	230,665.41	10.50	28,277.18
SUSTAINABILITY						
100-5144-110 SALARIES & WAGES-SUSTAIN/HNI	31,135.00	1,201.55	1,201.55	29,933.45	3.86	2,053.83
100-5144-120 PT/LTE/SEASONAL	12,985.00	331.50	331.50	12,653.50	2.55	.00
100-5144-131 FICA	3,375.00	114.36	114.36	3,260.64	3.39	155.80
100-5144-132 WRS	2,102.00	81.11	81.11	2,020.89	3.86	138.63
100-5144-160 HEALTH INS	3,976.00	331.30	331.30	3,644.70	8.33	308.00
100-5144-161 LIFE INS	26.00	2.48	2.48	23.52	9.54	2.13
100-5144-162 DISABILITY INS	193.00	.00	.00	193.00	.00	.00
100-5144-163 DENTAL INS	242.00	19.20	19.20	222.80	7.93	19.20
100-5144-210 PROFESSIONAL SERVICES	42,890.00	.00	.00	42,890.00	.00	.00
100-5144-320 PUBLICATIONS, DUES & SUBSCRIPT	395.00	275.00	275.00	120.00	69.62	.00
100-5144-325 TRAINING & TRAVEL	640.00	165.00	165.00	475.00	25.78	.00
100-5144-340 OPERATING MATERIALS & SUPP	5,320.00	.00	.00	5,320.00	.00	.00
100-5144-389 HNI GRANTS TO OTHERS	63,000.00	.00	.00	63,000.00	.00	.00
100-5144-570 IT OPERATING ISF ALLOCATION	2,520.00	210.00	210.00	2,310.00	8.33	760.83
100-5144-572 INSURANCE ISF ALLOCATION	2,080.00	173.33	173.33	1,906.67	8.33	132.92
100-5144-573 IT CAPITAL ISF ALLOCATION	85.00	7.08	7.08	77.92	8.33	35.00
TOTAL SUSTAINABILITY	170,964.00	2,911.91	2,911.91	168,052.09	1.70	3,606.34

**CITY OF FITCHBURG
EXPENDITURES WITH COMPARISON TO BUDGET
FOR THE 1 MONTHS ENDING JANUARY 31, 2021**

GENERAL FUND

	BUDGET	PERIOD ACTUAL	YTD ACTUAL	UNEXPENDED	% OF BUDGET	PRIOR YTD
FINANCE & TREASURY						
100-5152-110 SALARIES & WAGES - FINANCE	222,789.00	17,799.39	17,799.39	204,989.61	7.99	13,477.34
100-5152-115 OVERTIME WAGES	421.00	1,131.65	1,131.65	(710.65)	268.80	.00
100-5152-120 PT/LTE/SEASONAL WAGES	2,700.00	987.13	987.13	1,712.87	36.56	416.00
100-5152-131 FICA	17,412.00	1,702.84	1,702.84	15,709.16	9.78	1,159.79
100-5152-132 WRS	15,181.00	1,039.29	1,039.29	14,141.71	6.85	1,018.97
100-5152-135 LONGEVITY BENEFIT	1,692.00	3,048.75	3,048.75	(1,356.75)	180.19	1,617.75
100-5152-160 HEALTH INS	55,321.00	3,473.91	3,473.91	51,847.09	6.28	3,011.41
100-5152-161 LIFE INS	569.00	26.62	26.62	542.38	4.68	50.98
100-5152-162 DISABILITY INS	924.00	.00	.00	924.00	.00	.00
100-5152-163 DENTAL INS	3,794.00	269.19	269.19	3,524.81	7.10	281.29
100-5152-212 AUDIT & FINANCIAL CONSULTING	41,220.00	.00	.00	41,220.00	.00	.00
100-5152-245 COMPUTER RELATED - REP & MAINT	54,925.00	7,568.50	7,568.50	47,356.50	13.78	7,984.92
100-5152-290 OTHER CONTRACTUAL	1,100.00	.00	.00	1,100.00	.00	.00
100-5152-310 OFFICE SUPPLIES & POSTAGE	5,700.00	301.12	301.12	5,398.88	5.28	309.20
100-5152-320 PUBLICATIONS, DUES & SUBSCRIPT	745.00	275.00	275.00	470.00	36.91	275.00
100-5152-325 TRAINING & TRAVEL	4,000.00	.00	.00	4,000.00	.00	344.00
100-5152-330 VEHICLE USE REIMBURSEMENT	700.00	.00	.00	700.00	.00	.00
100-5152-340 OPERATING MATERIALS & SUPPLIES	2,350.00	.00	.00	2,350.00	.00	.00
100-5152-570 IT OPERATING ISF ALLOCATION	10,835.00	902.92	902.92	9,932.08	8.33	922.08
100-5152-572 INSURANCE ISF ALLOCATION	2,870.00	239.17	239.17	2,630.83	8.33	186.25
100-5152-573 IT CAPITAL ISF ALLOCATION	775.00	64.58	64.58	710.42	8.33	64.17
TOTAL FINANCE & TREASURY	446,023.00	38,830.06	38,830.06	407,192.94	8.71	31,119.15

**CITY OF FITCHBURG
EXPENDITURES WITH COMPARISON TO BUDGET
FOR THE 1 MONTHS ENDING JANUARY 31, 2021**

GENERAL FUND

	BUDGET	PERIOD ACTUAL	YTD ACTUAL	UNEXPENDED	% OF BUDGET	PRIOR YTD
<u>ASSESSING</u>						
100-5153-110 SALARIES & WAGES-ASSESSORS OF	289,887.00	16,557.35	16,557.35	273,329.65	5.71	18,342.25
100-5153-115 OVERTIME WAGES	3,187.00	284.99	284.99	2,902.01	8.94	.00
100-5153-120 PT/LTE/SEASONAL	7,956.00	.00	.00	7,956.00	.00	.00
100-5153-131 FICA	23,412.00	1,233.11	1,233.11	22,178.89	5.27	1,380.84
100-5153-132 WRS	20,120.00	1,133.64	1,133.64	18,986.36	5.63	1,238.20
100-5153-140 PER DIEMS - BOR	270.00	.00	.00	270.00	.00	.00
100-5153-160 HEALTH INS	66,153.00	5,512.80	5,512.80	60,640.20	8.33	4,812.49
100-5153-161 LIFE INS	932.00	98.07	98.07	833.93	10.52	83.54
100-5153-162 DISABILITY INS	1,528.00	.00	.00	1,528.00	.00	.00
100-5153-163 DENTAL INS	4,476.00	355.24	355.24	4,120.76	7.94	333.17
100-5153-210 PROFESSIONAL SERVICES	5,000.00	.00	.00	5,000.00	.00	.00
100-5153-245 COMPUTER RELATED - REP & MAINT	11,250.00	7,477.07	7,477.07	3,772.93	66.46	7,124.47
100-5153-290 OTHER CONTRACTUAL	35,200.00	.00	.00	35,200.00	.00	.00
100-5153-310 OFFICE SUPPLIES & POSTAGE	6,900.00	51.00	51.00	6,849.00	.74	87.84
100-5153-320 PUBLICATIONS, DUES & SUBSCRIPT	5,720.00	656.20	656.20	5,063.80	11.47	656.20
100-5153-323 UNIFORMS & PROTECTIVE GEAR	160.00	.00	.00	160.00	.00	.00
100-5153-325 TRAINING & TRAVEL	3,380.00	.00	.00	3,380.00	.00	.00
100-5153-330 VEHICLE USE REIMBURSEMENT	3,015.00	.00	.00	3,015.00	.00	.00
100-5153-340 OPERATING MATERIALS & SUPPLIES	300.00	.00	.00	300.00	.00	.00
100-5153-570 IT OPERATING ISF ALLOCATION	15,150.00	1,262.50	1,262.50	13,887.50	8.33	1,224.58
100-5153-572 INSURANCE ISF ALLOCATION	9,959.00	829.92	829.92	9,129.08	8.33	738.33
100-5153-573 IT CAPITAL ISF ALLOCATION	1,090.00	90.83	90.83	999.17	8.33	90.00
TOTAL ASSESSING	515,045.00	35,542.72	35,542.72	479,502.28	6.90	36,111.91
<u>BLDGS & GROUNDS - SAFETY BLDG</u>						
100-5162-240 REPAIRS & MAINT - BY OTHERS	13,050.00	29.75	29.75	13,020.25	.23	.00
100-5162-350 REPAIR & MAINT SUPPLIES	2,000.00	.00	.00	2,000.00	.00	.00
100-5162-360 BLDG CUSTODIAL SUPPLIES	2,000.00	.00	.00	2,000.00	.00	.00
100-5162-365 UTILITIES	30,000.00	.00	.00	30,000.00	.00	.00
TOTAL BLDGS & GROUNDS - SAFETY	47,050.00	29.75	29.75	47,020.25	.06	.00
<u>BLDGS & GROUNDS - MAINT BLDG</u>						
100-5164-240 REPAIRS & MAINTENANCE BY OTHER	22,630.00	1,198.00	1,198.00	21,432.00	5.29	63.00
100-5164-350 REPAIR & MAINTENANCE SUPPLIES	3,000.00	.00	.00	3,000.00	.00	124.54
100-5164-360 BLDG CUSTODIAL SUPPLIES	500.00	.00	.00	500.00	.00	.00
100-5164-365 UTILITIES	26,135.00	.00	.00	26,135.00	.00	62.66
TOTAL BLDGS & GROUNDS - MAINT B	52,265.00	1,198.00	1,198.00	51,067.00	2.29	250.20

**CITY OF FITCHBURG
EXPENDITURES WITH COMPARISON TO BUDGET
FOR THE 1 MONTHS ENDING JANUARY 31, 2021**

GENERAL FUND

	BUDGET	PERIOD ACTUAL	YTD ACTUAL	UNEXPENDED	% OF BUDGET	PRIOR YTD
<u>BLDGS & GROUNDS-NEW CITY HALL</u>						
100-5165-110 SALARIES & WAGES-NEW CITY HALL	168,054.00	9,077.44	9,077.44	158,976.56	5.40	10,912.56
100-5165-115 OVERTIME	5,430.00	67.20	67.20	5,362.80	1.24	262.15
100-5165-131 FICA	13,375.00	770.91	770.91	12,604.09	5.76	933.90
100-5165-132 WRS	10,622.00	622.14	622.14	9,999.86	5.86	763.16
100-5165-135 LONGEVITY	1,350.00	1,350.00	1,350.00	.00	100.00	1,260.00
100-5165-160 HEALTH INS	31,292.00	2,607.66	2,607.66	28,684.34	8.33	2,424.74
100-5165-161 LIFE INS	601.00	52.56	52.56	548.44	8.75	42.02
100-5165-162 DISABILITY INS	853.00	.00	.00	853.00	.00	.00
100-5165-163 DENTAL INS	2,054.00	163.04	163.04	1,890.96	7.94	163.04
100-5165-240 REPAIR & MAINT - BY OTHERS	27,700.00	2,937.74	2,937.74	24,762.26	10.61	704.45
100-5165-290 OTHER CONTRACTUAL SERVICES	375.00	26.99	26.99	348.01	7.20	24.62
100-5165-323 UNIFORMS & PROTECTIVE GEAR	400.00	.00	.00	400.00	.00	.00
100-5165-335 VEHICLE EXPENSE	1,000.00	.00	.00	1,000.00	.00	51.88
100-5165-350 REPAIR AND MAINT SUPPLIES	9,000.00	27.69	27.69	8,972.31	.31	2,261.23
100-5165-355 EQUIPMENT EXPENSE	1,500.00	.00	.00	1,500.00	.00	.00
100-5165-360 BLDG CUSTODIAL SUPPLIES	10,000.00	.00	.00	10,000.00	.00	809.42
100-5165-365 UTILITIES	105,000.00	.00	.00	105,000.00	.00	.00
100-5165-570 IT OPERATING ISF ALLOCATION	11,545.00	962.08	962.08	10,582.92	8.33	940.00
100-5165-572 INSURANCE ISF ALLOCATION	19,115.00	1,592.92	1,592.92	17,522.08	8.33	1,419.17
100-5165-573 IT CAPITAL ISF ALLOCATION	680.00	56.67	56.67	623.33	8.33	56.25
TOTAL BLDGS & GROUNDS-NEW CITY	419,946.00	20,315.04	20,315.04	399,630.96	4.84	23,028.59
<u>BLDGS & GRNDS-POLICE EVIDENCE</u>						
100-5166-240 REPAIRS & MAINT - BY OTHERS	7,000.00	505.70	505.70	6,494.30	7.22	475.50
100-5166-350 REPAIR & MAINT SUPPLIES	500.00	.00	.00	500.00	.00	.00
100-5166-365 UTILITIES	5,200.00	.00	.00	5,200.00	.00	.00
TOTAL BLDGS & GRNDS-POLICE EVID	12,700.00	505.70	505.70	12,194.30	3.98	475.50
<u>BLDGS & GROUNDS - FS #2 MKTPL</u>						
100-5167-240 REPAIRS & MAINT - BY OTHERS	16,700.00	.00	.00	16,700.00	.00	.00
100-5167-350 REPAIR & MAINT SUPPLIES	3,500.00	.00	.00	3,500.00	.00	50.34
100-5167-355 EQUIPMENT EXPENSE	1,500.00	.00	.00	1,500.00	.00	149.99
100-5167-360 BLDG CUSTODIAL SUPPLIES	4,400.00	501.81	501.81	3,898.19	11.40	178.98
100-5167-365 UTILITIES	28,400.00	.00	.00	28,400.00	.00	.00
TOTAL BLDGS & GROUNDS - FS #2 M	54,500.00	501.81	501.81	53,998.19	.92	379.31

**CITY OF FITCHBURG
EXPENDITURES WITH COMPARISON TO BUDGET
FOR THE 1 MONTHS ENDING JANUARY 31, 2021**

GENERAL FUND

	BUDGET	PERIOD ACTUAL	YTD ACTUAL	UNEXPENDED	% OF BUDGET	PRIOR YTD
BLDGS & GROUNDS - FS#3 UPTOWN						
100-5168-240 REPAIRS & MAINT - BY OTHERS	14,350.00	.00	.00	14,350.00	.00	.00
100-5168-350 REPAIR & MAINT SUPPLIES	2,500.00	.00	.00	2,500.00	.00	168.00
100-5168-355 EQUIPMENT EXPENSE	2,000.00	.00	.00	2,000.00	.00	.00
100-5168-360 BLDG CUSTODIAL SUPPLIES	4,000.00	.00	.00	4,000.00	.00	178.98
100-5168-365 UTILITIES	28,400.00	.00	.00	28,400.00	.00	.00
TOTAL BLDGS & GROUNDS - FS#3 UP	51,250.00	.00	.00	51,250.00	.00	346.98
INTERDEPARTMENTAL - OTHER						
100-5190-131 FICA	10,900.00	3,035.29	3,035.29	7,864.71	27.85	3,793.42
100-5190-189 EMPLOYEE RETIREMENT RESERVE	142,000.00	39,676.84	39,676.84	102,323.16	27.94	49,587.20
100-5190-255 DEBT COLLECTION EXPENSE	4,000.00	21.00	21.00	3,979.00	.53	.00
100-5190-310 OFFICE SUPPLIES - INTERDEPT	14,000.00	.00	.00	14,000.00	.00	2,226.02
100-5190-311 POSTAGE CLEARING - INTERDEPT	.00	3,959.57	3,959.57	(3,959.57)	.00	(1,351.90)
100-5190-380 EMPLOYEE RECOG & MEMORIALS	4,250.00	(3.11)	(3.11)	4,253.11	(.07)	.00
100-5190-381 SAFETY & HEALTH PROGRAMS	100.00	.00	.00	100.00	.00	.00
100-5190-900 CONTINGENCY - UNDESIGNATED	12,500.00	.00	.00	12,500.00	.00	.00
100-5190-991 BAD DEBT EXPENSE	3,000.00	84.48	84.48	2,915.52	2.82	254.29
TOTAL INTERDEPARTMENTAL - OTHE	190,750.00	46,774.07	46,774.07	143,975.93	24.52	54,509.03

**CITY OF FITCHBURG
EXPENDITURES WITH COMPARISON TO BUDGET
FOR THE 1 MONTHS ENDING JANUARY 31, 2021**

GENERAL FUND

	BUDGET	PERIOD ACTUAL	YTD ACTUAL	UNEXPENDED	% OF BUDGET	PRIOR YTD
LAW ENFORCEMENT						
100-5210-110 SALARIES & WAGES - POLICE	4,903,181.00	310,278.86	310,278.86	4,592,902.14	6.33	325,793.06
100-5210-115 OVERTIME	227,591.00	22,462.00	22,462.00	205,129.00	9.87	11,923.87
100-5210-120 PT/LTE/SEASONAL WAGES	63,286.00	5,044.63	5,044.63	58,241.37	7.97	5,084.96
100-5210-125 SHIFT DIFFERENTIAL	21,024.00	1,685.20	1,685.20	19,338.80	8.02	1,994.40
100-5210-131 FICA	403,246.00	27,798.59	27,798.59	375,447.41	6.89	28,456.61
100-5210-132 WRS	587,096.00	40,925.44	40,925.44	546,170.56	6.97	41,432.05
100-5210-135 LONGEVITY	26,490.00	26,220.00	26,220.00	270.00	98.98	23,940.00
100-5210-160 HEALTH INS	1,007,357.00	81,009.28	81,009.28	926,347.72	8.04	74,127.07
100-5210-161 LIFE INS	7,097.00	554.67	554.67	6,542.33	7.82	506.93
100-5210-162 DISABILITY INS	23,925.00	.00	.00	23,925.00	.00	.00
100-5210-163 DENTAL INS	67,027.00	5,386.88	5,386.88	61,640.12	8.04	5,354.73
100-5210-190 HOLIDAY PREMIUM	29,618.00	9,212.52	9,212.52	20,405.48	31.10	8,248.68
100-5210-210 PROFESSIONAL SERVICES	16,000.00	.00	.00	16,000.00	.00	33.49
100-5210-240 REPAIRS & MAINT - BY OTHERS	14,500.00	.00	.00	14,500.00	.00	146.90
100-5210-245 COMPUTER RELATED - REP & MAINT	9,905.00	3,600.00	3,600.00	6,305.00	36.35	20.97
100-5210-260 POLICE VEHICLE LEASE PROGRAM	105,830.00	104,812.00	104,812.00	1,018.00	99.04	.00
100-5210-290 OTHER CONTRACTUAL/CROSS GUAR	5,500.00	.00	.00	5,500.00	.00	.00
100-5210-310 OFFICE SUPPLIES & POSTAGE	13,000.00	333.06	333.06	12,666.94	2.56	1,611.14
100-5210-320 PUBLICATIONS, DUES & SUBSCRIPT	2,000.00	560.00	560.00	1,440.00	28.00	805.00
100-5210-323 UNIFORMS & PROTECTIVE GEAR	31,200.00	1,714.32	1,714.32	29,485.68	5.49	(8,369.15)
100-5210-324 PROTECTIVE GEAR	24,900.00	150.00	150.00	24,750.00	.60	.00
100-5210-325 TRAINING & TRAVEL	42,900.00	.00	.00	42,900.00	.00	4,558.00
100-5210-326 TUITION REIMBURSEMENT	8,090.00	.00	.00	8,090.00	.00	.00
100-5210-327 YMCA MEMBERSHIP	8,270.00	478.00	478.00	7,792.00	5.78	612.26
100-5210-330 VEHICLE USE REIMBURSEMENT	200.00	.00	.00	200.00	.00	.00
100-5210-335 VEHICLE EXPENSE (G&O, REPAIRS)	182,690.00	866.47	866.47	181,823.53	.47	526.35
100-5210-340 OPERATING MATERIALS & SUPPLIES	39,500.00	485.47	485.47	39,014.53	1.23	892.77
100-5210-345 PUBLIC INFORMATION & EDUCATION	11,000.00	110.00	110.00	10,890.00	1.00	.00
100-5210-350 REPAIR & MAINT SUPPLIES	2,500.00	.00	.00	2,500.00	.00	36.26
100-5210-355 EQUIPMENT EXPENSE	27,600.00	1,256.10	1,256.10	26,343.90	4.55	1,207.09
100-5210-363 COMMUNICATIONS EXPENSE	2,500.00	209.30	209.30	2,290.70	8.37	.00
100-5210-383 FIREARMS & AMMUNITION	.00	.00	.00	.00	.00	115.79
100-5210-384 INVESTIGATIVE SUPPLIES	25,670.00	793.56	793.56	24,876.44	3.09	818.71
100-5210-392 K-9 UNIT	1,800.00	.00	.00	1,800.00	.00	.00
100-5210-570 IT OPERATING ISF ALLOCATION	260,150.00	22,199.17	22,199.17	237,950.83	8.53	21,737.08
100-5210-571 MPSIS ALLOCATION	157,270.00	.00	.00	157,270.00	.00	.00
100-5210-572 INSURANCE ISF ALLOCATION	166,365.00	13,863.75	13,863.75	152,501.25	8.33	11,169.17
100-5210-573 IT CAPITAL ISF ALLOCATION	31,850.00	2,654.17	2,654.17	29,195.83	8.33	2,638.75
TOTAL LAW ENFORCEMENT	8,558,128.00	684,663.44	684,663.44	7,873,464.56	8.00	565,422.94

**CITY OF FITCHBURG
EXPENDITURES WITH COMPARISON TO BUDGET
FOR THE 1 MONTHS ENDING JANUARY 31, 2021**

GENERAL FUND

	BUDGET	PERIOD ACTUAL	YTD ACTUAL	UNEXPENDED	% OF BUDGET	PRIOR YTD
FIRE DEPARTMENT						
100-5220-110 SALARIES & WAGES - FIRE DEPT	1,157,148.00	77,583.69	77,583.69	1,079,564.31	6.70	77,679.45
100-5220-115 OVERTIME	100,209.00	2,476.75	2,476.75	97,732.25	2.47	3,606.65
100-5220-120 PT/LTE/SEASONAL WAGES	23,400.00	1,800.00	1,800.00	21,600.00	7.69	1,650.00
100-5220-131 FICA	148,172.00	8,749.51	8,749.51	139,422.49	5.90	9,494.46
100-5220-132 WRS	219,295.00	12,451.89	12,451.89	206,843.11	5.68	12,050.42
100-5220-135 LONGEVITY	7,335.00	7,335.00	7,335.00	.00	100.00	6,930.00
100-5220-150 POC SERVICES	643,761.00	26,777.42	26,777.42	616,983.58	4.16	33,810.39
100-5220-160 HEALTH INS	278,610.00	24,038.74	24,038.74	254,571.26	8.63	21,987.79
100-5220-161 LIFE INS	2,254.00	158.25	158.25	2,095.75	7.02	96.66
100-5220-162 DISABILITY INS	5,979.00	.00	.00	5,979.00	.00	.00
100-5220-163 DENTAL INS	16,091.00	1,279.12	1,279.12	14,811.88	7.95	1,278.60
100-5220-190 HOLIDAY PREMIUM	5,038.00	1,252.31	1,252.31	3,785.69	24.86	1,539.69
100-5220-240 REPAIRS & MAINT - BY OTHERS	12,000.00	.00	.00	12,000.00	.00	.00
100-5220-245 COMPUTER RELATED - REP & MAINT	15,650.00	6,815.30	6,815.30	8,834.70	43.55	810.00
100-5220-250 PUBLIC NOTICES/ADS	500.00	.00	.00	500.00	.00	.00
100-5220-290 OTHER CONTRACTUAL SERVICES	3,520.00	2,084.00	2,084.00	1,436.00	59.20	.00
100-5220-310 OFFICE SUPPLIES & POSTAGE	3,000.00	217.74	217.74	2,782.26	7.26	38.88
100-5220-320 PUBLICATIONS, DUES & SUBSCRIPT	7,355.00	1,920.00	1,920.00	5,435.00	26.10	3,611.51
100-5220-323 UNIFORMS	20,000.00	9,200.00	9,200.00	10,800.00	46.00	4,800.00
100-5220-324 PROTECTIVE GEAR	58,000.00	.00	.00	58,000.00	.00	.00
100-5220-325 TRAINING & TRAVEL	23,500.00	471.55	471.55	23,028.45	2.01	2,269.16
100-5220-326 TUITION REIMBURSEMENT	18,000.00	.00	.00	18,000.00	.00	.00
100-5220-330 VEHICLE USE REIMBURSEMENT	205.00	.00	.00	205.00	.00	.00
100-5220-335 VEHICLE EXPENSE (G&O, REPAIRS)	75,540.00	369.23	369.23	75,170.77	.49	2,079.76
100-5220-340 OPERATING MATERIALS & SUPPLIES	7,000.00	618.32	618.32	6,381.68	8.83	1,271.67
100-5220-341 MEDICAL/EMS SUPPLIES	6,500.00	419.86	419.86	6,080.14	6.46	237.89
100-5220-345 PUBLIC INFORMATION & EDUCATION	5,000.00	.00	.00	5,000.00	.00	.00
100-5220-350 REPAIR & MAINT SUPPLIES	3,000.00	268.40	268.40	2,731.60	8.95	86.02
100-5220-355 EQUIPMENT EXPENSE	31,000.00	1,104.24	1,104.24	29,895.76	3.56	887.66
100-5220-363 COMMUNICATIONS EXPENSE	12,000.00	.00	.00	12,000.00	.00	127.99
100-5220-365 TELEPHONE	5,350.00	436.48	436.48	4,913.52	8.16	362.54
100-5220-570 IT OPERATING ISF ALLOCATION	118,805.00	9,900.42	9,900.42	108,904.58	8.33	10,013.75
100-5220-572 INSURANCE ISF ALLOCATION	109,260.00	9,105.00	9,105.00	100,155.00	8.33	8,284.58
100-5220-573 IT CAPITAL ISF ALLOCATION	14,340.00	1,195.00	1,195.00	13,145.00	8.33	1,189.58
TOTAL FIRE DEPARTMENT	3,156,817.00	208,028.22	208,028.22	2,948,788.78	6.59	206,195.10

**CITY OF FITCHBURG
EXPENDITURES WITH COMPARISON TO BUDGET
FOR THE 1 MONTHS ENDING JANUARY 31, 2021**

GENERAL FUND

	BUDGET	PERIOD ACTUAL	YTD ACTUAL	UNEXPENDED	% OF BUDGET	PRIOR YTD
<u>BUILDING INSPECTION</u>						
100-5240-110 SALARIES & WAGES - BLDG INSP	251,948.00	14,438.28	14,438.28	237,509.72	5.73	16,390.10
100-5240-115 OVERTIME	3,034.00	.00	.00	3,034.00	.00	.00
100-5240-131 FICA	19,706.00	1,226.25	1,226.25	18,479.75	6.22	1,407.08
100-5240-132 WRS	17,387.00	1,150.76	1,150.76	16,236.24	6.62	1,273.37
100-5240-135 LONGEVITY	2,610.00	2,610.00	2,610.00	.00	100.00	2,475.00
100-5240-160 HEALTH INS	48,722.00	4,060.22	4,060.22	44,661.78	8.33	3,775.71
100-5240-161 LIFE INS	1,309.00	82.03	82.03	1,226.97	6.27	76.34
100-5240-162 DISABILITY INS	1,280.00	.00	.00	1,280.00	.00	.00
100-5240-163 DENTAL INS	4,115.00	326.54	326.54	3,788.46	7.94	326.54
100-5240-245 COMPUTER RELATED - REP & MAINT	7,000.00	.00	.00	7,000.00	.00	31.18
100-5240-310 OFFICE SUPPLIES & POSTAGE	500.00	100.44	100.44	399.56	20.09	2.50
100-5240-320 PUBLICATIONS, DUES & SUBSCRIPT	900.00	155.00	155.00	745.00	17.22	165.00
100-5240-323 UNIFORMS & PROTECTIVE GEAR	1,000.00	.00	.00	1,000.00	.00	268.75
100-5240-325 TRAINING & TRAVEL	4,000.00	.00	.00	4,000.00	.00	115.00
100-5240-335 VEHICLE EXPENSE (GAS & OIL)	3,340.00	.00	.00	3,340.00	.00	125.40
100-5240-340 OPERATING MATERIALS & SUPPLIES	4,000.00	.00	.00	4,000.00	.00	.00
100-5240-345 PUBLIC INFORMATION & EDUCATION	200.00	.00	.00	200.00	.00	.00
100-5240-570 IT OPERATING ISF ALLOCATION	14,665.00	1,222.08	1,222.08	13,442.92	8.33	(1,307.50)
100-5240-572 INSURANCE ISF ALLOCATION	9,760.00	813.33	813.33	8,946.67	8.33	363.83
100-5240-573 IT CAPITAL ISF ALLOCATION	885.00	73.75	73.75	811.25	8.33	72.92
TOTAL BUILDING INSPECTION	396,361.00	26,258.68	26,258.68	370,102.32	6.62	25,561.22
<u>OTHER PUBLIC SAFETY</u>						
100-5290-140 PER DIEMS - POLICE & FIRE COMM	1,500.00	.00	.00	1,500.00	.00	.00
100-5290-265 WEIGHTS & MEASURES	3,600.00	.00	.00	3,600.00	.00	.00
100-5290-269 DANE COM/ANALOG TACTICAL	221,000.00	.00	.00	221,000.00	.00	.00
100-5290-270 FITCHRONA EMS CONTRIBUTION	721,647.00	360,823.50	360,823.50	360,823.50	50.00	342,209.00
TOTAL OTHER PUBLIC SAFETY	947,747.00	360,823.50	360,823.50	586,923.50	38.07	342,209.00

**CITY OF FITCHBURG
EXPENDITURES WITH COMPARISON TO BUDGET
FOR THE 1 MONTHS ENDING JANUARY 31, 2021**

GENERAL FUND

	BUDGET	PERIOD ACTUAL	YTD ACTUAL	UNEXPENDED	% OF BUDGET	PRIOR YTD
<u>PUBLIC WORKS</u>						
100-5300-110 SALARIES & WAGES - PUBLIC WKS	764,321.00	42,197.68	42,197.68	722,123.32	5.52	48,293.81
100-5300-115 OVERTIME	34,752.00	7,729.65	7,729.65	27,022.35	22.24	10,763.27
100-5300-120 PT/LTE/SEASONAL WAGES	13,500.00	.00	.00	13,500.00	.00	.00
100-5300-131 FICA	62,411.00	3,957.54	3,957.54	58,453.46	6.34	4,729.85
100-5300-132 WRS	54,096.00	3,405.89	3,405.89	50,690.11	6.30	4,221.86
100-5300-135 LONGEVITY	3,260.00	3,735.00	3,735.00	(475.00)	114.57	3,487.50
100-5300-140 PER DIEMS - BD OF PUBLIC WKS	1,580.00	.00	.00	1,580.00	.00	.00
100-5300-160 HEALTH INS	172,431.00	14,285.14	14,285.14	158,145.86	8.28	12,035.45
100-5300-161 LIFE INS	1,530.00	121.16	121.16	1,408.84	7.92	104.29
100-5300-162 DISABILITY INS	4,311.00	.00	.00	4,311.00	.00	.00
100-5300-163 DENTAL INS	11,586.00	898.48	898.48	10,687.52	7.75	827.96
100-5300-210 PROFESSIONAL SERVICES	1,600.00	.00	.00	1,600.00	.00	.00
100-5300-220 STREET LIGHT SERVICE - MG&E	183,000.00	.00	.00	183,000.00	.00	.00
100-5300-225 STREET LIGHT MAINTENANCE	30,000.00	.00	.00	30,000.00	.00	.00
100-5300-230 TRAFFIC SIGNAL MAINTENANCE	20,000.00	.00	.00	20,000.00	.00	.00
100-5300-245 COMPUTER RELATED REP & MAINT	5,200.00	.00	.00	5,200.00	.00	774.20
100-5300-250 PUBLIC NOTICES/ADS	600.00	.00	.00	600.00	.00	.00
100-5300-310 OFFICE SUPPLIES & POSTAGE	1,800.00	.51	.51	1,799.49	.03	7.30
100-5300-320 PUBLICATIONS, DJES & SUBSCRIPT	9,950.00	.00	.00	9,950.00	.00	950.00
100-5300-323 UNIFORMS & PROTECTIVE GEAR	13,594.00	376.83	376.83	13,217.17	2.77	84.79
100-5300-325 TRAINING & TRAVEL	9,333.00	.00	.00	9,333.00	.00	.00
100-5300-330 VEHICLE USE REIMBURSEMENT	100.00	.00	.00	100.00	.00	.00
100-5300-335 VEHICLE EXPENSE (G&O, REPAIRS)	107,830.00	15,875.11	15,875.11	91,954.89	14.72	27,457.48
100-5300-340 OPERATING MATERIALS & SUPPLIES	1,100.00	.00	.00	1,100.00	.00	.00
100-5300-350 REPAIR & MAINT SUPPLIES	32,000.00	1,065.95	1,065.95	30,934.05	3.33	2,915.84
100-5300-355 EQUIPMENT EXPENSE	5,500.00	209.50	209.50	5,290.50	3.81	225.30
100-5300-363 COMMUNICATIONS EXPENSE	500.00	.00	.00	500.00	.00	.00
100-5300-370 ROADWAY SUPPLIES	183,345.00	5,796.52	5,796.52	177,548.48	3.16	541.70
100-5300-371 POLES & LIGHTS REPLACE STOCK	8,000.00	49.74	49.74	7,950.26	.62	718.84
100-5300-375 ROAD MAINTENANCE	280,600.00	.00	.00	280,600.00	.00	.00
100-5300-570 IT OPERATING ISF ALLOCATION	54,535.00	4,544.58	4,544.58	49,990.42	8.33	4,510.00
100-5300-572 INSURANCE ISF ALLOCATION	56,528.00	4,710.67	4,710.67	51,817.33	8.33	4,292.08
100-5300-573 IT CAPITAL ISF ALLOCATION	3,870.00	322.50	322.50	3,547.50	8.33	319.58
TOTAL PUBLIC WORKS	2,132,763.00	109,282.45	109,282.45	2,023,480.55	5.12	127,261.10
<u>MASS TRANSIT - MM BUS SUBSIDY</u>						
100-5352-200 METRO TRANSIT SERVICES	502,655.00	.00	.00	502,655.00	.00	.00
TOTAL MASS TRANSIT - MM BUS SUB	502,655.00	.00	.00	502,655.00	.00	.00

**CITY OF FITCHBURG
EXPENDITURES WITH COMPARISON TO BUDGET
FOR THE 1 MONTHS ENDING JANUARY 31, 2021**

GENERAL FUND

	BUDGET	PERIOD ACTUAL	YTD ACTUAL	UNEXPENDED	% OF BUDGET	PRIOR YTD
<u>SENIOR CITIZENS PROGRAMS</u>						
100-5460-110 SALARIES & WAGES - SENIOR CTR	442,603.00	25,228.41	25,228.41	417,374.59	5.70	29,006.29
100-5460-120 PT/LTE/SEASONAL WAGES	12,950.00	150.00	150.00	12,800.00	1.16	811.25
100-5460-131 FICA	35,167.00	2,178.54	2,178.54	32,988.46	6.19	2,539.73
100-5460-132 WRS	30,155.00	1,982.37	1,982.37	28,172.63	6.57	2,222.20
100-5460-135 LONGEVITY	4,140.00	4,140.00	4,140.00	.00	100.00	3,915.00
100-5460-140 PER DIEMS - COMM ON AGING	1,200.00	.00	.00	1,200.00	.00	.00
100-5460-160 HEALTH INS	104,975.00	8,747.96	8,747.96	96,227.04	8.33	8,135.56
100-5460-161 LIFE INS	1,105.00	73.64	73.64	1,031.36	6.66	61.38
100-5460-162 DISABILITY INS	2,337.00	.00	.00	2,337.00	.00	.00
100-5460-163 DENTAL INS	7,139.00	566.56	566.56	6,572.44	7.94	566.56
100-5460-211 OREGON SNR CTR CONTRIBUTION	1,000.00	.00	.00	1,000.00	.00	.00
100-5460-240 REPAIRS & MAINT - BY OTHERS	2,350.00	.00	.00	2,350.00	.00	.00
100-5460-290 OTHER CONTRACTUAL	20,690.00	34.01	34.01	20,655.99	.16	32.00
100-5460-310 OFFICE SUPPLIES & POSTAGE	1,520.00	13.67	13.67	1,506.33	.90	223.24
100-5460-320 PUBLICATIONS, DUES & SUBSCRIPT	680.00	128.24	128.24	551.76	18.86	.00
100-5460-325 TRAINING & TRAVEL	2,400.00	.00	.00	2,400.00	.00	170.00
100-5460-330 VEHICLE USE REIMBURSEMENT	1,160.00	.00	.00	1,160.00	.00	.00
100-5460-335 VEHICLE EXPENSE (G&O, REPAIRS)	615.00	.00	.00	615.00	.00	41.99
100-5460-340 OPERATING MATERIALS & SUPPLIES	600.00	.00	.00	600.00	.00	350.88
100-5460-345 PUBLIC INFORMATION & EDUCATION	3,500.00	.00	.00	3,500.00	.00	.00
100-5460-355 EQUIPMENT EXPENSE	550.00	.00	.00	550.00	.00	.00
100-5460-386 NUTRITION PROGRAM	2,700.00	41.60	41.60	2,658.40	1.54	671.36
100-5460-387 SENIOR PROGRAMS EXPENSE	1,400.00	.00	.00	1,400.00	.00	170.75
100-5460-391 VOLUNTEER PROGRAM EXP	1,700.00	.00	.00	1,700.00	.00	.00
100-5460-570 IT OPERATING ISF ALLOCATION	24,735.00	2,061.25	2,061.25	22,673.75	8.33	2,050.42
100-5460-572 INSURANCE ISF ALLOCATION	13,934.00	1,161.17	1,161.17	12,772.83	8.33	1,005.67
100-5460-573 IT CAPITAL ISF ALLOCATION	1,635.00	136.25	136.25	1,498.75	8.33	135.00
TOTAL SENIOR CITIZENS PROGRAMS	722,940.00	46,643.67	46,643.67	676,296.33	6.45	52,109.28
<u>COMMUNITY CENTER</u>						
100-5514-120 PT/LTE/SEASONAL WAGES	24,958.00	.00	.00	24,958.00	.00	505.33
100-5514-131 FICA	1,909.00	.00	.00	1,909.00	.00	38.67
100-5514-240 REPAIRS & MAINT - BY OTHERS	18,240.00	38.75	38.75	18,201.25	.21	317.00
100-5514-290 OTHER CONTRACTUAL SERVICES	420.00	.00	.00	420.00	.00	.00
100-5514-350 REPAIR & MAINT SUPPLIES	10,000.00	.00	.00	10,000.00	.00	193.51
100-5514-355 EQUIPMENT EXPENSE	2,000.00	.00	.00	2,000.00	.00	.00
100-5514-360 BLDG CUSTODIAL SUPPLIES	6,700.00	.00	.00	6,700.00	.00	377.00
100-5514-365 UTILITIES & PAY TELEPHONE	35,000.00	.00	.00	35,000.00	.00	.00
100-5514-572 INSURANCE ISF ALLOCATION	5,015.00	417.92	417.92	4,597.08	8.33	378.33
TOTAL COMMUNITY CENTER	104,242.00	456.67	456.67	103,785.33	.44	1,809.84

**CITY OF FITCHBURG
EXPENDITURES WITH COMPARISON TO BUDGET
FOR THE 1 MONTHS ENDING JANUARY 31, 2021**

GENERAL FUND

	BUDGET	PERIOD ACTUAL	YTD ACTUAL	UNEXPENDED	% OF BUDGET	PRIOR YTD
PARKS DEPARTMENT						
100-5520-110 SALARIES & WAGES - PARKS DEPT	488,145.00	26,846.69	26,846.69	461,298.31	5.50	33,078.14
100-5520-115 OVERTIME	11,355.00	3,769.76	3,769.76	7,585.24	33.20	3,158.14
100-5520-120 PT/LTE/SEASONAL WAGES	45,690.00	.00	.00	45,690.00	.00	.00
100-5520-131 FICA	42,064.00	2,547.76	2,547.76	39,516.24	6.06	3,012.62
100-5520-132 WRS	34,032.00	2,385.64	2,385.64	31,646.36	7.01	2,745.18
100-5520-135 LONGEVITY	4,673.00	4,725.00	4,725.00 (52.00)	101.11	4,432.50
100-5520-140 PER DIEMS - PARKS COMMISSION	2,565.00	.00	.00	2,565.00	.00	.00
100-5520-160 HEALTH INS	126,242.00	10,290.62	10,290.62	115,951.38	8.15	9,828.54
100-5520-161 LIFE INS	1,767.00	129.20	129.20	1,637.80	7.31	129.87
100-5520-162 DISABILITY INS	2,720.00	.00	.00	2,720.00	.00	.00
100-5520-163 DENTAL INS	7,684.00	593.37	593.37	7,090.63	7.72	609.36
100-5520-250 PUBLIC NOTICES/ADS	500.00	.00	.00	500.00	.00	27.30
100-5520-289 GOLF COURSE MAINTENANCE	51,000.00	4,250.00	4,250.00	46,750.00	8.33	4,167.00
100-5520-290 OTHER CONTRACTUAL	140,000.00	834.57	834.57	139,165.43	.60	.00
100-5520-310 OFFICE SUPPLIES & POSTAGE	750.00	2.04	2.04	747.96	.27	22.10
100-5520-320 PUBLICATIONS, DUES & SUBSCRIPT	750.00	1,975.50	1,975.50 (1,225.50)	263.40	480.00
100-5520-323 UNIFORMS & PROTECTIVE GEAR	5,550.00	195.65	195.65	5,354.35	3.53	183.39
100-5520-325 TRAINING & TRAVEL	3,950.00	.00	.00	3,950.00	.00	245.00
100-5520-335 VEHICLE EXPENSE (G&O, REPAIRS)	32,815.00	1,116.08	1,116.08	31,698.92	3.40	289.62
100-5520-340 OPERATING MATERIALS & SUPPLIES	20,000.00	115.24	115.24	19,884.76	.58	305.84
100-5520-350 REPAIR & MAINT SUPPLIES	37,500.00	505.99	505.99	36,994.01	1.35	722.10
100-5520-355 EQUIPMENT EXPENSE	12,700.00	240.30	240.30	12,459.70	1.89	1,419.26
100-5520-360 BUILDING REPAIRS & MAINTENANCE	12,800.00	133.02	133.02	12,666.98	1.04	97.40
100-5520-365 UTIL (SHELTERS) & TELEPHONE	40,950.00	.00	.00	40,950.00	.00	31.33
100-5520-570 IT OPERATING ISF ALLOCATION	32,145.00	2,678.75	2,678.75	29,466.25	8.33	2,571.67
100-5520-572 INSURANCE ISF ALLOCATION	28,689.00	2,390.75	2,390.75	26,298.25	8.33	2,045.00
100-5520-573 IT CAPITAL ISF ALLOCATION	2,760.00	230.00	230.00	2,530.00	8.33	228.75
TOTAL PARKS DEPARTMENT	1,189,796.00	65,955.93	65,955.93	1,123,840.07	5.54	69,830.11

**CITY OF FITCHBURG
EXPENDITURES WITH COMPARISON TO BUDGET
FOR THE 1 MONTHS ENDING JANUARY 31, 2021**

GENERAL FUND

	BUDGET	PERIOD ACTUAL	YTD ACTUAL	UNEXPENDED	% OF BUDGET	PRIOR YTD
RECREATION & LEISURE						
100-5530-110 SALARIES & WAGES - RECREATION	122,141.00	6,759.80	6,759.80	115,381.20	5.53	8,020.18
100-5530-115 OVERTIME	1,845.00	.00	.00	1,845.00	.00	.00
100-5530-120 PT/LTE/SEASONAL WAGES	45,271.00	.00	.00	45,271.00	.00	1,757.13
100-5530-131 FICA	12,990.00	507.62	507.62	12,482.38	3.91	762.59
100-5530-132 WRS	8,406.00	492.73	492.73	7,913.27	5.86	574.77
100-5530-135 LONGEVITY	540.00	540.00	540.00	.00	100.00	495.00
100-5530-160 HEALTH INS	19,411.00	1,617.58	1,617.58	17,793.42	8.33	1,504.40
100-5530-161 LIFE INS	142.00	9.37	9.37	132.63	6.60	9.22
100-5530-162 DISABILITY INS	664.00	.00	.00	664.00	.00	.00
100-5530-163 DENTAL INS	1,331.00	105.66	105.66	1,225.34	7.94	105.66
100-5530-245 COMPUTER RELATED REP & MAINT	4,500.00	62.08	62.08	4,437.92	1.38	471.73
100-5530-290 OTHER CONTRACTUAL SERVICES	45,000.00	.00	.00	45,000.00	.00	.00
100-5530-310 OFFICE SUPPLIES & POSTAGE	275.00	.00	.00	275.00	.00	181.50
100-5530-320 PUBLICATIONS, DUES & SUBSCRIPT	700.00	.00	.00	700.00	.00	150.00
100-5530-325 TRAINING & TRAVEL	1,300.00	.00	.00	1,300.00	.00	.00
100-5530-335 VEHICLE OPERATING EXPENSE	500.00	.00	.00	500.00	.00	.00
100-5530-345 PUBLIC INFORMATION & EDUCATION	4,200.00	.00	.00	4,200.00	.00	.00
100-5530-387 RECREATION PROGRAMS EXPENSE	40,000.00	.00	.00	40,000.00	.00	3,423.80
100-5530-570 IT OPERATING ISF ALLOCATION	13,345.00	1,112.08	1,112.08	12,232.92	8.33	1,140.42
100-5530-572 INSURANCE ISF ALLOCATION	6,795.00	566.25	566.25	6,228.75	8.33	547.92
100-5530-573 IT CAPITAL ISF ALLOCATION	820.00	68.33	68.33	751.67	8.33	67.50
TOTAL RECREATION & LEISURE	330,176.00	11,841.50	11,841.50	318,334.50	3.59	19,211.82

**CITY OF FITCHBURG
EXPENDITURES WITH COMPARISON TO BUDGET
FOR THE 1 MONTHS ENDING JANUARY 31, 2021**

GENERAL FUND

	BUDGET	PERIOD ACTUAL	YTD ACTUAL	UNEXPENDED	% OF BUDGET	PRIOR YTD
<u>ZONING & PLANNING</u>						
100-5630-110 SALARIES & WAGES - PLANNING	247,035.00	13,803.61	13,803.61	233,231.39	5.59	15,523.04
100-5630-115 OVERTIME	5,763.00	.00	.00	5,763.00	.00	.00
100-5630-120 PT/LTE/SEASONAL WAGES	8,580.00	.00	.00	8,580.00	.00	395.27
100-5630-131 FICA	20,023.00	1,059.16	1,059.16	18,963.84	5.29	1,228.77
100-5630-132 WRS	17,088.00	956.05	956.05	16,131.95	5.59	1,070.16
100-5630-135 LONGEVITY	360.00	360.00	360.00	.00	100.00	315.00
100-5630-140 PER DIEMS - COMMISSIONS & BDS	4,900.00	.00	.00	4,900.00	.00	(25.00)
100-5630-160 HEALTH INS	35,252.00	2,937.70	2,937.70	32,314.30	8.33	2,731.52
100-5630-161 LIFE INS	718.00	16.79	16.79	701.21	2.34	15.11
100-5630-162 DISABILITY INS	1,054.00	.00	.00	1,054.00	.00	.00
100-5630-163 DENTAL INS	2,296.00	182.18	182.18	2,113.82	7.93	182.18
100-5630-210 PROFESSIONAL SERVICES	4,200.00	.00	.00	4,200.00	.00	.00
100-5630-250 PUBLIC NOTICES/ADS	4,300.00	.00	.00	4,300.00	.00	244.62
100-5630-310 OFFICE SUPPLIES & POSTAGE	1,600.00	1.50	1.50	1,598.50	.09	74.73
100-5630-320 PUBLICATIONS, DUES & SUBSCRIPT	1,995.00	.00	.00	1,995.00	.00	.00
100-5630-325 TRAINING & TRAVEL	3,400.00	.00	.00	3,400.00	.00	.00
100-5630-330 VEHICLE USE REIMBURSEMENT	585.00	.00	.00	585.00	.00	.00
100-5630-340 OPERATING MATERIALS & SUPPLIES	250.00	.00	.00	250.00	.00	.00
100-5630-345 PUBLIC INFORMATION & EDUCATION	400.00	.00	.00	400.00	.00	.00
100-5630-570 IT OPERATING ISF ALLOCATION	15,780.00	1,315.00	1,315.00	14,465.00	8.33	1,308.33
100-5630-572 INSURANCE ISF ALLOCATION	2,495.00	207.92	207.92	2,287.08	8.33	178.00
100-5630-573 IT CAPITAL ISF ALLOCATION	1,090.00	90.83	90.83	999.17	8.33	90.00
TOTAL ZONING & PLANNING	379,164.00	20,930.74	20,930.74	358,233.26	5.52	23,331.73

**CITY OF FITCHBURG
EXPENDITURES WITH COMPARISON TO BUDGET
FOR THE 1 MONTHS ENDING JANUARY 31, 2021**

GENERAL FUND

	BUDGET	PERIOD ACTUAL	YTD ACTUAL	UNEXPENDED	% OF BUDGET	PRIOR YTD
<u>ECONOMIC DEVELOPMENT</u>						
100-5670-110 SALARIES & WAGES - EDC	203,162.00	10,841.55	10,841.55	192,320.45	5.34	12,074.82
100-5670-131 FICA	15,707.00	916.20	916.20	14,790.80	5.83	1,048.47
100-5670-132 WRS	13,859.00	877.60	877.60	12,981.40	6.33	954.96
100-5670-135 LONGEVITY	2,160.00	2,160.00	2,160.00	.00	100.00	2,070.00
100-5670-140 PER DIEMS - ECON DEV COMM	1,080.00	.00	.00	1,080.00	.00	.00
100-5670-160 HEALTH INS	27,331.00	2,199.25	2,199.25	25,131.75	8.05	2,051.07
100-5670-161 LIFE INS	961.00	82.23	82.23	878.77	8.56	77.94
100-5670-162 DISABILITY INS	800.00	.00	.00	800.00	.00	.00
100-5670-163 DENTAL INS	1,813.00	139.37	139.37	1,673.63	7.69	139.75
100-5670-245 COMPUTER RELATED REP & MAINT	840.00	840.00	840.00	.00	100.00	840.00
100-5670-310 OFFICE SUPPLIES & POSTAGE	1,350.00	32.34	32.34	1,317.66	2.40	.00
100-5670-320 PUBLICATIONS, DUES & SUBSCRIPT	1,875.00	.00	.00	1,875.00	.00	975.00
100-5670-325 TRAINING & TRAVEL	1,475.00	.00	.00	1,475.00	.00	348.00
100-5670-330 VEHICLE USE REIMBURSEMENT	660.00	.00	.00	660.00	.00	.00
100-5670-340 OPERATING MATERIALS & SUPPLIES	625.00	.00	.00	625.00	.00	.00
100-5670-345 PUBLIC INFORMATION & EDUCATION	525.00	.00	.00	525.00	.00	.00
100-5670-363 COMMUNICATIONS EXPENSE	325.00	.00	.00	325.00	.00	.00
100-5670-570 IT OPERATING ISF ALLOCATION	7,450.00	620.83	620.83	6,829.17	8.33	615.42
100-5670-572 INSURANCE ISF ALLOCATION	7,675.00	639.58	639.58	7,035.42	8.33	556.67
100-5670-573 IT CAPITAL ISF ALLOCATION	545.00	45.42	45.42	499.58	8.33	45.00
TOTAL ECONOMIC DEVELOPMENT	290,218.00	19,394.37	19,394.37	270,823.63	6.68	21,797.10
<u>TRANSFERS TO OTHER FUNDS</u>						
100-5920-951 TRANSFER TO CAP PROJ - EQUIP	20,000.00	.00	.00	20,000.00	.00	.00
100-5920-954 OTHER TRANS TO FUND 400	424,618.00	.00	.00	424,618.00	.00	.00
TOTAL TRANSFERS TO OTHER FUND	444,618.00	.00	.00	444,618.00	.00	.00
TOTAL FUND EXPENDITURES	22,732,163.00	1,836,195.84	1,836,195.84	20,895,967.16	8.08	1,718,906.57
NET REVENUE OVER EXPENDITURES	.00	15,608,649.57	15,608,649.57	(15,608,649.57)	.00	14,902,417.05

CITY OF FITCHBURG

BALANCE SHEET
JANUARY 31, 2021

FUND 100 - GENERAL FUND

ASSETS

100-11100	CASH	(33,985,339.73)
100-11210	CASH HELD BY MCF - ENDOWMENT	71,878.61
100-11300	INVESTMENTS - LGIP #1	34,484,700.54
100-11310	PARK BANK MMKT 145605	1,035,998.95
100-11311	PARK BANK TAX ACCT 250 579	3,950.00
100-11335	WI BANK & TR - CERT OF DEPOSIT	230,000.00
100-11340	DANE CTY CR UNION 14035	5.00
100-11345	DANE CTY CR UNION CERT OF DEP	255,018.43
100-11355	FIRST BUS BANK - CERT OF DEP	245,887.74
100-11370	OAK BANK MMKT 600734	248,317.80
100-11375	OAK BANK - CERTIFICATES OF DEP	247,584.88
100-11380	SUMMIT CR UNION 113789114	.70
100-11385	SUMMIT CR UNION - CERT OF DEP	248,562.60
100-11395	TOWN BANK - CD	223,413.95
100-11425	STARION BANK - CERT OF DEP	240,000.00
100-11445	CAPITOL BANK - CERT OF DEP	245,000.00
100-11515	WISC/PMA CMS	.22
100-11516	WISC/PMA IS	1,599,489.77
100-11520	WISC/PMA - CD	5,103,068.05
100-11601	MSSB/WISC EOY MARKET ADJ	58,356.46
100-11800	PETTY CASH	550.00
100-12100	TAXES RECEIVABLE	16,042,041.24
100-12320	DELINQ PERS PROP TAX RECEIVABL	184,735.87
100-12640	DELINQUENT S/A	4,683.53
100-13100	MISCELLANEOUS A/R	111,198.97
100-13101	BILLABLE AR	12,021.01
100-13200	CUSTOMER A/R MODULE	140,818.43
100-13300	ACCRUED INTEREST RECEIVABLE	12,642.86
100-13800	MUNI COURT ACCTS RECEIVABLE	2,522,686.59
100-13808	ACCTS REC - FIRE EE PREMIUMS	1,454.88
100-13810	ACCTS REC - UTILITY DISTRICT	762,614.00
100-13814	UNAPPLIED ACCTS RECEIVABLE	(1,468.13)
100-13900	ALLOW FOR UNCOLL MUNI COURT	(2,327,938.17)
100-13905	ALLOWANCE FOR DELINQ PP TAX	(182,149.27)
100-13910	ALLOWANCE FOR UNCOLL AR	(11,435.00)
100-13915	ALLOWANCE FOR UNCOLL BILLED AR	(64,277.92)
100-14200	DUE FROM ST OF WI-CHARGEBACKS	104.83
100-14300	DUE FROM CTY - CHARGEBACKS	73.89
100-14603	DUE FROM MM SCHOOL-CHARGEBACK	272.04
100-14650	DUE FROM MATC-CHARGEBACK	22.66
100-15411	DUE FROM TIF #11	33,000.00
100-15710	DUE TO/FROM INS FUND	280,000.00
100-16200	PREPAID EXPENSES	3,600.00
100-17220	LAND CONTR REC - SERENITY CLUB	18,277.15
	TOTAL ASSETS	<u>28,099,423.43</u>

CITY OF FITCHBURG

BALANCE SHEET
JANUARY 31, 2021

FUND 100 - GENERAL FUND

LIABILITIES AND EQUITY

LIABILITIES

100-21100	ACCOUNTS PAYABLE	160,487.83	
100-21122	VOUCHERS PAYABLE	(69,773.76)	
100-21124	PCARD PAYABLE	108,630.76	
100-21127	CUST DEPOSIT PAYABLE	1,654.50	
100-21541	UNITED WAY CONTRIBUTIONS W/H	216.00	
100-21570	MEDICAL/DEPEND FSA	(7,158.03)	
100-21571	DEPENDENT CARE FSA - OLD	2,299.96	
100-21710	RETIREMENT PREMIUMS PAYABLE	166,791.11	
100-21730	HEALTH INS PREMIUMS PAYABLE	(240,414.75)	
100-21740	DENTAL INS PREMIUMS PAYABLE	349.75	
100-21750	LIFE INS PREMIUMS PAYABLE (BA)	(5,957.58)	
100-21780	VISION PAYABLE	24.54	
100-23166	DEPOSIT-H&M DISTRIBUTING CO	5,000.00	
100-23167	HOLDING TANK DEPOSITS	1,000.00	
100-23170	DEPOSITS BY DEVELOPERS	331,537.40	
100-24311	DUE TO COUNTY (NON-TAX OR LIC)	900.00	
100-24330	DUE COUNTY FOR DOG LICENSES	11,075.25	
100-24400	DUE TO OTHER MUNIC (WHEN PAID)	9,266.52	
100-24621	DUE OREGON FOR MH FEES	1,306.46	
100-26101	LAND CONTRACT-UNAVAIL DEF INF	18,277.15	
	TOTAL LIABILITIES		495,513.11

FUND EQUITY

100-34130	NONSPENDABLE FB - LT ADVANCES	33,000.00	
100-34134	NONSPENDABLE FB - PREPAIDS	272,126.92	
100-34135	NONSPENDABLE FB - DELINQ SA	4,768.01	
100-34136	NONSPENDABLE FB - DELINQ PP	2,586.60	
100-34201	ASSIGNED FB- EE RETIRE RESERVE	1,957,383.48	
100-34202	ASSIGNED FB - APPLIED FUT BUD	802,114.00	
100-34203	ASSIGNED FB - PILOT	762,614.00	
100-34204	ASSIGNED FB - FY SHARED REV	491,915.00	
100-34300	UNASSIGNED (DEFICIT) FB	7,596,874.13	
100-34400	RESTRICTED FB - MCF ENDOWMENT	71,878.61	
	UNAPPROPRIATED FUND BALANCE:		
	REVENUE OVER EXPENDITURES - YTD	15,608,649.57	
	BALANCE - CURRENT DATE	15,608,649.57	
	TOTAL FUND EQUITY		27,603,910.32
	TOTAL LIABILITIES AND EQUITY		28,099,423.43