

2022 OPERATING BUDGET

2022 OPERATING BUDGET

Adopted 11/9/21 by
R-189-21





2022 Adopted Operating Budget City of Fitchburg, Wisconsin

Table of Contents

<u>Mayor</u>		
Aaron Richardson	Letter from City Administrator Chad Brecklin	5-7
	Resolution Adopting the Operating Budget	8-9
<u>District 1</u>		
Dave Herbst		
Joe Maldonado		
<u>District 2</u>		
Julia Arata-Fratta		
Gabriella Gerhardt		
<u>District 3</u>		
Jay Allen		
Shannon Strassman		
<u>District 4</u>		
Jim Wheeler		
Randy Udell,		
Council President		
	<u>Summary of Budget and Tax Levy, Charts & Graphs</u>	
	Summary of Budget and Tax Levy	10
	Property Tax Levies - Budget	12
	Comparison of Taxes Paid	13
	Tax Impact Analysis	14
	Budget Graphs/Pie-charts	15-19
	Fund Balance Projections & Detail of Fund Balance Use	20-22
	Supplemental Information - Personnel Summary	23
	Summary of Council Amendments to Budget	24-25
	New Staffing Proposal Summary	26-37
	Budget Public Hearing Notice Published in Paper	38
	<u>Detailed Budget Information</u>	
	Fund 100 - General Fund Expenditure Summary	39
	General Fund Revenues	40
	General Fund Expenditures	
	General Government	
	Mayor & Council, Administration, Municipal Court, Legal	41
	Clerk, Human Resources, Sustainability	42
	Finance, Assessing, Bldg & Grounds	43
	Bldg & Grounds (cont.), Interdepartmental	44
	Public Safety	
	Police	44
	Fire, Bldg Inspections, Other Public Safety	45
	Public Works/Mass Transit	46
	Community/Human Services/Senior Center	46
	Culture, Recreation, & Education	
	Community Center	46
	Parks, Recreation & Leisure	47
	Community Development	
	Planning & Zoning	47
	Economic Development	48
	Transfers to Other Funds	48

2022 BUDGET - TABLE OF CONTENTS CONTINUED

Special Revenue Funds

Fund 200 - Grant/Donation Fund	49
Fund 202 - Park Dedication Fund (old rules)	50
Fund 203 - Park Dedication Fund (new rules)	51
Fund 207 - FACTv/Cable Fund	52
Fund 213 - Refuse & Recycling Collection Fund	53
Fund 224 - Community Wellbeing	54
Fund 225 - Community & Economic Development Authority	55
Fund 226 - Affordable Housing	56
Fund 227 - Cemetery	57
Fund 229 - ARPA Funding	58
Fund 250 - Library Services	59

Fund 300 - Debt Service Fund

Schedule of Indebtedness	60
--------------------------	----

Fund 400 - Capital Projects Fund - General

Capital Improvement Plan Summaries (as revised)	62-63
---	-------

Tax Increment Districts

Fund 404 - TID #4, Capital Project Fund	76
Fund 406 - TID #6, Capital Project Fund	77
Fund 409 - TID #9, Capital Project Fund	78
Fund 410 - TID #10, Capital Project Fund	79
Fund 411 - TID #11, Capital Project Fund	80
Fund 412 - TID #12, Capital Project Fund	81
Fund 413 - TID #13, Capital Project Fund	82

Enterprise Funds

Fund 602 - Water Utility	83-88
Fund 603 - Sewer Utility	89-90
Fund 604 - Storm Water Utility	91-92

Internal Service Funds

Fund 700 - Technology	93
Fund 710 - Insurance/Risk Management	94

Tax Levy Notices and Other Information

Tax Roll Summary	95
Statement of Assessment	96-99
Changes in Equalized Values by Class & Item	100
Statement of Taxes	102-108
Levy Limit Worksheet	109-112
TID Increment Worksheet	113-114
PA-687 Referenda/Resolution Data	115
Overlying Jurisdictions Levy Certification	<u>116-123</u>

2022 BUDGET - TABLE OF CONTENTS CONTINUED

Tax Levy Notices and Other Information (cont)

State School Levy Tax Credit	124
First Dollar Credit Notice	125
Lottery Credit Notice	126
TID Increment Certification	127
Transportation Aid Calculation	128-129

Annual Fee Schedule	130-151
----------------------------	----------------



Administrative Offices

5520 Lacy Road
 Fitchburg, WI 53711-5318
 Phone: (608) 270-4200
 Fax: (608) 270-4212
www.fitchburgwi.gov

To the Residents and Taxpayers of the City of Fitchburg:

Every summer beginning in June, City department heads begin the task of assembling recommendations for spending and revenue generation for the coming year. The City Council, along with various committees and boards, evaluates these recommendations with the help of the City's Finance and Administration departments. After holding public meetings to review the budget, the City Council conducts a public hearing before taking final action on approving the budget. On November 9, 2021, the City Council approved the City's 2022 annual budget. On behalf of the City Council and staff, it is my pleasure to submit the 2022 adopted budget.

While the operating budget appears on its face to be just numbers, revenue and expenditures, the real function of a municipal budget is a statement of policy and decision making. The budget is a road map for city departments and staff with endorsement by our elected officials. We, as staff, use this document to guide our spending, staffing, and programming for the next 12 month period.

Where Your Taxes Get Spent

City Hall is where the majority of our property owners pay their property taxes. Checks are written out to the City; however, only about a third of the mill rate is actually attributable to City taxation. The table to the right demonstrates how the total tax levy is divided amongst the various taxing jurisdictions. It is not unusual for this to be misunderstood.

The average property owner in the City will experience a total tax bill increase of about \$291 or 4.2%, though it varies widely between school districts.

Taxing Jurisdiction	2021 Mill Rate per \$1,000 of Assessed Value	% Share of Mill Rate Total
School Districts Net of State School Tax Credit (average of three located in City)	\$10.2782	47%
City of Fitchburg	7.9280	36%
Dane County	3.0021	13%
MATC (Madison College)	.8374	4%
State of Wisconsin	-0-	0%
Total	\$22.0457	100%

The following is a summary of key bottom line details:

- **Property Values:** The City's assessed value as of January 1, 2021 stands at \$3.95 billion. This is an increase of \$211.6 million from a year prior (5.7%). It is important to note that 2021 was a maintenance year, meaning most assessed values remained the same as the prior year.
- **Tax Rate:** The City's assessed tax rate of \$7.93 is an increase from the prior year of \$0.24 (3.15%). Based on estimated fair market values for better comparison between Wisconsin communities, the equalized tax rate decreased \$.11 to \$7.64.
- **Spending:** City expenditures within funds supported by property taxes (including transfers) for 2022 are \$42.0 million. This is a decrease of \$7.7 million from 2021 budget levels (15.5% decrease). If the transfers out of the general fund to the capital projects fund is excluded for both years, the decrease is \$7.8 million or 15.9%. The largest source of the decrease was in the debt service fund expenditures at \$5.2 million. However, the debt service expenditures were uniquely inflated for 2021 due to a crossover refunding and debt pre-payment. In addition, there was a decrease in the capital projects fund expenditures of \$4.7 million. The 2021 budget included several large road projects including South Syene Road, McKee Road, Lacy Road, and Fish Hatchery Road reconstructions, all of which had multiple funding sources, not just the City. The general fund is the City's primary operating fund and,

when transfers are excluded, it totals \$24.0 million or an increase of \$1.8 million (8.1%). More specific details of the changes are discussed in the 'Notable 2022 Budget Impacts' section of this message.

- **Tax Levy:** The City's tax levy is the amount we need to tax in order to fund operations and other financial obligations. The levy to fund the 2022 budget (excluding Tax Incremental Districts, or TID) totals \$26,952,842 and represents an increase of 8.3% over last year. During the past five years we have seen an average tax levy increase of 5.1% per year. The state imposes limits on local governments on how much we can increase our levy in a given year. Unique with the 2022 budget, the City utilized a strategy that allowed the use of the one-time levy limit adjustments for the Town of Madison absorption and TID #6 closure a year earlier than when they will be reflected in the levy limit calculation. After accounting for that strategy, this budget has the City below the adjusted limit by \$52,907.
- **Debt:** The State would allow the City to obligate taxpayers to \$205.0 million in outstanding debt; however, the City Council has adopted a policy to remain below 60% of the State's limit. At the end of 2021, the City will be sitting at 33.1% of the State's limit. This equates to a total debt obligation of \$67.9 million, with \$5.5 million due in principal payments in 2022. This amount is slightly higher than usual due to a planned pre-payment with cash of an additional TID #4 external debt when the call is available in 2022. Excluding this unique item, the City's total spending to pay off debt in 2022 represents 19.3% of total City expenses, which is within the City Council's policy of 15%-25%.
- **Fund Balance:** The City Council adopted a policy that states that the City's general fund unassigned fund balance will be a minimum of 15%-25% of the total general fund annual revenues plus the amount of state shared revenue received during the previous year. This year's budget projection for the adjusted unassigned fund balance is approximately 33.9% (\$8.1 million) as of December 31, 2021. This percentage includes the expenditure restraint program (ERP) capacity retention strategy that transfers \$167,516 in fund balance within the General Fund to the Capital Projects Fund as well as \$353,250 to pay for upfront infrastructure costs expected for the Town of Madison absorption.
- **Average Residential Property Impact:** As of January 1, 2021, the average single family residential property in the City is valued at \$330,100. For the average property, the total property tax paid for City services totals \$2,617. This total is \$80 more than the prior year, representing a 3.2% increase.

Notable 2022 Budget Impacts

The most significant changes included in the budget reflect what might be expected for a community that is experiencing sustained population growth like ours. Noted below are a few specific examples:

- The majority of the City's general fund is spent on wages and benefits. This is not surprising considering that at the heart of what a local government is, we are a service provider.
 - The cost in 2022 of providing all eligible steps, the change in the represented employee wages, and a pay for performance results in an increase in the 2022 budget of approximately \$290,000.
 - There were a few new positions or increases in hours of existing part-time positions and overtime approved for 2022. All personnel position and hour changes are identified on the personnel budget summary.
- The City's allocated share of the costs are expected to increase for both the Madison Metro Transit service (\$115,000) due to service changes and capital investments and Fitchrona EMS service (\$215,000) due to a prior year budget error.
- Significant changes in the general fund revenues are included in the proposed 2022 budget. The largest change, other than property tax funding, is the expected increase in state aids. The General Transportation Aid (GTA) is based on the six-year average of transportation costs and is expected to increase \$235,000. The City's proportionate share of the Town of Madison's partial 2022 shared revenue payment is expected to be paid directly to the City in 2022 for approximately \$155,000. Both of these items are partially offset by a police department beat patrol grant that is ending (\$120,000 in 2021).

- Keeping up with capital and infrastructure improvements is an ongoing task and accounts for \$30.1 million in the 2022 budget. Some of the key capital projects planned for 2022 include:

Project

Transportation/Street Improvements:

Annual Street Reconstruction	\$1,180,114
Lacy/Seminole Intersection, Lacy Road Reconstruction	\$1,450,000

Highway Equipment/Facilities:

Public Works Equipment Replacement	\$303,500
Salt Shed Repairs	\$500,000

Public Safety Initiatives:

Police Facility Design	\$1,875,000
Police Radio Replacements	\$592,410
Fire Radio Replacements	\$526,500
Fire Water Tenders	\$500,000

Utility Projects:

Cheryl Drive Stormwater Improvements	\$300,000
--------------------------------------	-----------

Conclusion

Even with the increased expenditures noted above, it is important to note that a growing community requires ongoing investment. In the coming years we will have several additional miles of road, a new neighborhood hub in the North Fish Hatchery corridor, and we are planning for a new police facility. All of these projects require investment and maintenance. In addition, as of October 31, 2022, the City of Fitchburg will also welcome many new residents and business owners into our community that were previously a part of the Town of Madison. It is important to note that as our community continues to grow, our tax base will also grow, but so will the staff and equipment needed to manage, maintain, and operate those amenities. All of these items come at a price to the taxpayers of Fitchburg.

Finally, our City is fortunate to be served by highly talented professionals in our management ranks along with our front line staff. Not only do our department managers make good decisions during the budgeting process, they make good fiscal decisions all year long. There is a reason that we have built a healthy fund balance, and it centers on prudent and careful spending and preservation of City resources. Employees at every level in our organization have and will continue to play a role in assuring that taxpayers receive great services for a great value.

Respectfully Submitted,

Chad Brecklin

Chad Brecklin,
City Administrator

Mayor Richardson
Introduced by

Finance
Prepared by

Finance Committee
Referred to

September 28, 2021
Date

RESOLUTION R-189-21

ADOPTING THE 2022 ANNUAL CITY OPERATING BUDGET

WHEREAS, the Mayor has prepared and the Finance Committee has reviewed the proposed budget of the City of Fitchburg for the year 2022; and

WHEREAS, a Summary of the Budget and Notice of Public Hearing was published by September 25, 2021; and

WHEREAS, public hearings were held on the budget on October 12, 2021 and November 9, 2021 by the Common Council; and

WHEREAS, the Common Council has examined the budget and various items therein and finds the budget as presented and amended to date of this Resolution to represent the income anticipated and the expenditures for the various departments by major category as set forth therein; and

NOW BE IT HEREBY RESOLVED, by the Fitchburg Common Council that it approves the following:

SECTION 1. **2022 Budget Adopted**

There is hereby adopted the 2022 Budget for the City of Fitchburg and appropriated out of the receipts of the City of Fitchburg for the year 2022, including monies received from the general property tax levy, special assessments, fee schedule and other sources of revenue as therein provided, for the various purposes therein specified, the amounts set forth in said Budget presented, or attached thereto or referenced by it.


SECTION 2. **Tax Levy Adopted**

There is hereby certified to the City Clerk, a general property tax levy in the amount of \$26,952,842 on all of the taxable property within the City of Fitchburg for the year 2021 for the uses and purposes set for as expenditures in the Budget hereby adopted.


SECTION 3. **City Clerk Directed to Spread Tax on Roll.**

The City Clerk is hereby authorized and directed to spread the tax levied herein on the tax roll of the City of Fitchburg for the year 2021.

Adopted this 9th day of November, 2021.

A handwritten signature in cursive script, reading "Aaron Richardson".

Aaron Richardson, Mayor

A handwritten signature in cursive script, reading "Tracy Oldenburg".

Tracy Oldenburg, City Clerk

**CITY OF FITCHBURG
SUMMARY OF BUDGET AND TAX LEVY**

PURPOSE	Actual 2020	Adopted 2021	Projected 2021	Adopted 2022
Adjusted General Fund Expenditures:				
General Government	2,889,082	3,442,513	3,353,330	3,773,831
Public Safety	12,204,092	13,059,053	12,712,136	13,958,264
Public Works	2,253,796	2,635,418	2,608,136	2,975,312
Health & Human Service	662,932	722,940	698,394	793,932
Culture, Rec. & Education	1,419,344	1,624,214	1,603,178	1,741,677
Conservation & Development	568,083	669,382	655,083	710,529
Other Financing Uses	388,039	444,618	444,618	540,766
Total General Fund	<u>20,385,368</u>	<u>22,598,138</u>	<u>22,074,875</u>	<u>24,494,311</u>
FACTv Fund Tax Levy Transfer	0	95,953	95,953	155,102
Library Fund Tax Levy Transfer	1,900,097	1,964,700	1,964,700	2,052,994
Debt Service Fund Tax Levy Transfer	4,139,753	4,294,802	4,294,802	4,508,620
Capital Projects Fund Tax Levy Transfer	1,705,663	1,697,556	1,697,556	1,883,265
Total Adj General Fund Expenditures	<u>28,130,881</u>	<u>30,651,149</u>	<u>30,127,886</u>	<u>33,094,292</u>
Total ERP Calc City Expenditures		<u>26,356,347</u>		<u>28,585,672</u>
Revenues:				
General Fund Tax Levy	15,987,574	16,830,691	16,830,691	18,352,861
General Fund Other Revenue	<u>5,868,622</u>	<u>5,767,447</u>	<u>6,033,515</u>	<u>6,141,450</u>
Total General Fund	<u>21,856,196</u>	<u>22,598,138</u>	<u>22,864,206</u>	<u>24,494,311</u>
FACTv Tax Levy	0	95,953	95,953	155,102
FACTv Other Revenue	<u>315,136</u>	<u>313,495</u>	<u>287,495</u>	<u>387,695</u>
Total FACTv	<u>315,136</u>	<u>409,448</u>	<u>383,448</u>	<u>542,797</u>
Library Tax Levy	1,900,097	1,964,700	1,964,700	2,052,994
Library Other Revenue	<u>145,072</u>	<u>133,290</u>	<u>122,900</u>	<u>135,700</u>
Total Library	<u>2,045,169</u>	<u>2,097,990</u>	<u>2,087,600</u>	<u>2,188,694</u>
Debt Service Tax Levy	4,139,753	4,294,802	4,294,802	4,508,620
Debt Service Other Revenue	<u>4,675,376</u>	<u>8,300,117</u>	<u>5,252,153</u>	<u>3,050,762</u>
Total Debt Service Fund	<u>8,815,129</u>	<u>12,594,919</u>	<u>9,546,955</u>	<u>7,559,382</u>
Total Levy Fund Non-Capital Revenues	<u>33,031,631</u>	<u>37,700,495</u>	<u>34,882,209</u>	<u>34,785,184</u>
Capital Projects Tax Levy	1,705,663	1,697,556	1,697,556	1,883,265
Capital Projects Other Revenue	<u>11,673,773</u>	<u>10,794,200</u>	<u>14,899,139</u>	<u>5,664,314</u>
Total Capital Projects Fund	<u>13,379,436</u>	<u>12,491,756</u>	<u>16,596,695</u>	<u>7,547,579</u>
Total Revenues	<u>46,411,067</u>	<u>54,487,053</u>	<u>55,773,706</u>	<u>46,841,383</u>
Total City Levy	23,733,087	24,883,702	24,883,702	26,952,842
City Portion Of TID Levy	<u>2,733,589</u>	<u>3,850,397</u>	<u>3,850,397</u>	<u>4,364,575</u>
Total Tax Levy Including TID	<u>26,466,676</u>	<u>28,734,099</u>	<u>28,734,099</u>	<u>31,317,417</u>

**CITY OF FITCHBURG
SUMMARY OF BUDGET AND TAX LEVY**

PURPOSE	Actual 2020	Adopted 2021	Projected 2021	Adopted 2022
Assessed Value	3,324,638,700	3,738,640,300		3,950,211,400
Tax Rate - General Fund	4.8088	4.5018		4.6460
Tax Rate - FACTv	0.0000	0.0257		0.0393
Tax Rate - Library	0.5715	0.5255		0.5197
Tax Rate - Debt	1.2452	1.1488		1.1414
Tax Rate - Capital Project	0.5130	0.4541		0.4768
Tax Rate - Other (TID)	<u>0.8223</u>	<u>1.0298</u>		<u>1.1048</u>
Tax Rate - Total City	7.9608	7.6857		7.9280
Equalized Value	3,419,112,900	3,706,378,900		4,100,343,800
Tax Rate - General Fund	4.6759	4.5410		4.4759
Tax Rate - FACTv	0.0000	0.0259		0.0378
Tax Rate - Library	0.5557	0.5301		0.5007
Tax Rate - Debt	1.2108	1.1588		1.0996
Tax Rate - Capital Project	0.4989	0.4580		0.4593
Tax Rate - Other (TID)	<u>0.7995</u>	<u>1.0388</u>		<u>1.0645</u>
Equalized Tax Rate - Total City	7.7408	7.7526		7.6378

**CITY OF FITCHBURG
2021 PROPERTY TAX LEVIES - 2022 BUDGET**

Purpose	Levy Amount	Tax Rates Per \$1,000	Levy Inc/(Dec)	Rate Inc/(Dec)	Percent Total
General City	18,352,861	4.6460	9.04%	3.20%	19.44%
FACTv	155,102	0.0393	61.64%	52.92%	0.16%
Library	2,052,994	0.5197	4.49%	-1.10%	2.17%
Debt	4,508,620	1.1414	4.98%	-0.64%	4.78%
Capital Projects	1,883,265	0.4768	10.94%	5.00%	1.99%
TID Allocation	4,364,575	1.1048	13.35%	7.28%	4.62%
Total City	31,317,417	7.9280	8.99%	3.15%	33.17%
Madison Public Schools (including TID)	20,881,066	11.8227	6.19%	-8.33%	22.12%
Oregon Public Schools (including TID)	7,494,524	10.7851	23.80%	-2.66%	7.94%
Verona Area Public Schools (including TID)	19,554,705	13.1316	8.57%	5.02%	20.71%
Madison Area Technical College (including TID)	3,307,973	0.8374	3.29%	-2.07%	3.50%
Dane County (including TID)	11,858,949	3.0021	11.61%	-5.84%	12.56%
State of Wisconsin	-	-	0.00%	-100.00%	0.00%
Total Property Tax Levy (including TID)	94,414,635		9.41%		100.00%
<u>Gross Assessed Tax Rate by School District</u>					
Madison School District		23.5902		4.11%	
Oregon School District		22.5526		3.93%	
Verona School District		24.8991		2.98%	
School Credit	6,458,306	1.6349	2.74%	-2.77%	
Net Tax Levy	87,956,329		9.94%		
<u>Net Assessed Tax Rate by School District</u>					
Madison School District		21.9553		4.66%	
Oregon School District		20.9177		4.49%	
Verona School District		23.2642		3.40%	
<u>Net Equalized Tax Rate by School District</u>					
Madison School District		21.1022		-0.39%	
Oregon School District		20.1050		-0.55%	
Verona School District		22.3603		-1.59%	
Assessment Ratio		0.96114578			
<u>Assessed Valuation</u>					
	2020	2021	Percent of Total	Increase	Percent Increase
City of Fitchburg (Total)	3,738,640,300	3,950,211,400	100.00%	211,571,100	5.66%
Madison School District	1,744,143,700	1,766,179,000	44.71%	22,035,300	1.26%
Oregon School District	586,821,200	694,898,300	17.59%	108,077,100	18.42%
Verona School District	1,407,675,400	1,489,134,100	37.70%	81,458,700	5.79%

Notes:

- 1) Levy amounts include TID allocations for all jurisdictions.
- 2) This schedule does not include Lottery Credits or First Dollar Credits.
- 3) State property tax levy ended with 2017/19 State budget.

**CITY OF FITCHBURG
COMPARISON OF TAXES PAID**

Budget Year	2018	2019	2020	2021	2022
Equalized Value (TID in)	2,954,018,100	3,135,272,200	3,419,112,900	3,706,378,900	4,100,343,800
Percent increase (decrease)	4.36%	6.14%	9.05%	8.40%	10.63%
Assessed Value	2,936,371,100	3,078,410,600	3,324,638,700	3,738,640,300	3,950,211,400
Percent increase (decrease)	6.13%	4.84%	8.00%	12.45%	5.66%
Average Residential Assessed Value	282,000	294,000	310,900	330,100	330,100
Percent increase (decrease)	3.37%	4.26%	5.75%	6.18%	0.00%
Tax Levy for City Purposes (excl TID)	22,634,178	22,776,255	23,733,084	24,883,702	26,952,842
Percent increase (decrease)	5.27%	0.63%	4.20%	4.85%	8.32%
Tax Rate per 1,000 for City Purposes (TID in)	8.55	8.19	7.96	7.69	7.93
Percent increase (decrease)	0.12%	-4.16%	-2.85%	-3.46%	3.15%
City Taxes Paid on Average Residential	2,411	2,409	2,475	2,537	2,617
Dollar increase (decrease)	81	(2)	66	62	80
Percent increase (decrease)	3.48%	-0.08%	2.74%	2.51%	3.15%
Net Tax Rate per 1,000 for All Jurisdictions					
Madison Schools	22.35	21.52	21.70	20.98	21.96
Percent increase (decrease)	-3.77%	-3.75%	0.85%	-3.33%	4.66%
Oregon Schools	22.30	21.81	20.34	20.02	20.92
Percent increase (decrease)	-3.20%	-2.16%	-6.75%	-1.59%	4.49%
Verona Schools	23.56	23.21	23.25	22.50	23.26
Percent increase (decrease)	1.13%	-1.47%	0.15%	-3.22%	3.40%
Total Taxes Paid on Average Residential					
Madison Schools	6,304	6,326	6,746	6,925	7,247
Dollar increase (decrease)	(33)	22	420	179	322
Percent increase (decrease)	-0.52%	0.35%	6.64%	2.65%	4.65%
Oregon Schools	6,288	6,414	6,325	6,608	6,905
Dollar increase (decrease)	4	126	(89)	283	297
Percent increase (decrease)	0.06%	2.00%	-1.39%	4.47%	4.49%
Verona Schools	6,643	6,824	7,227	7,427	7,680
Dollar increase (decrease)	288	181	403	200	253
Percent increase (decrease)	4.53%	2.72%	5.91%	2.77%	3.41%
Other Charges/Credits:					
Rubbish/Recycling	161.00	162.00	203.00	209.00	215.00
Lottery Credit					
Madison Schools	138.22	188.18	218.64	193.63	303.13
Oregon Schools	137.52	193.51	220.58	194.74	276.51
Verona Schools	151.96	217.09	251.57	224.11	336.22
First Dollar Credit					
Madison Schools	78.98	77.49	78.80	79.01	85.47
Oregon Schools	78.58	79.68	79.50	79.46	77.96
Verona Schools	86.84	89.39	90.67	91.45	94.80

Notes:

1) Total taxes paid represent the amount before lottery credit, first dollar credit

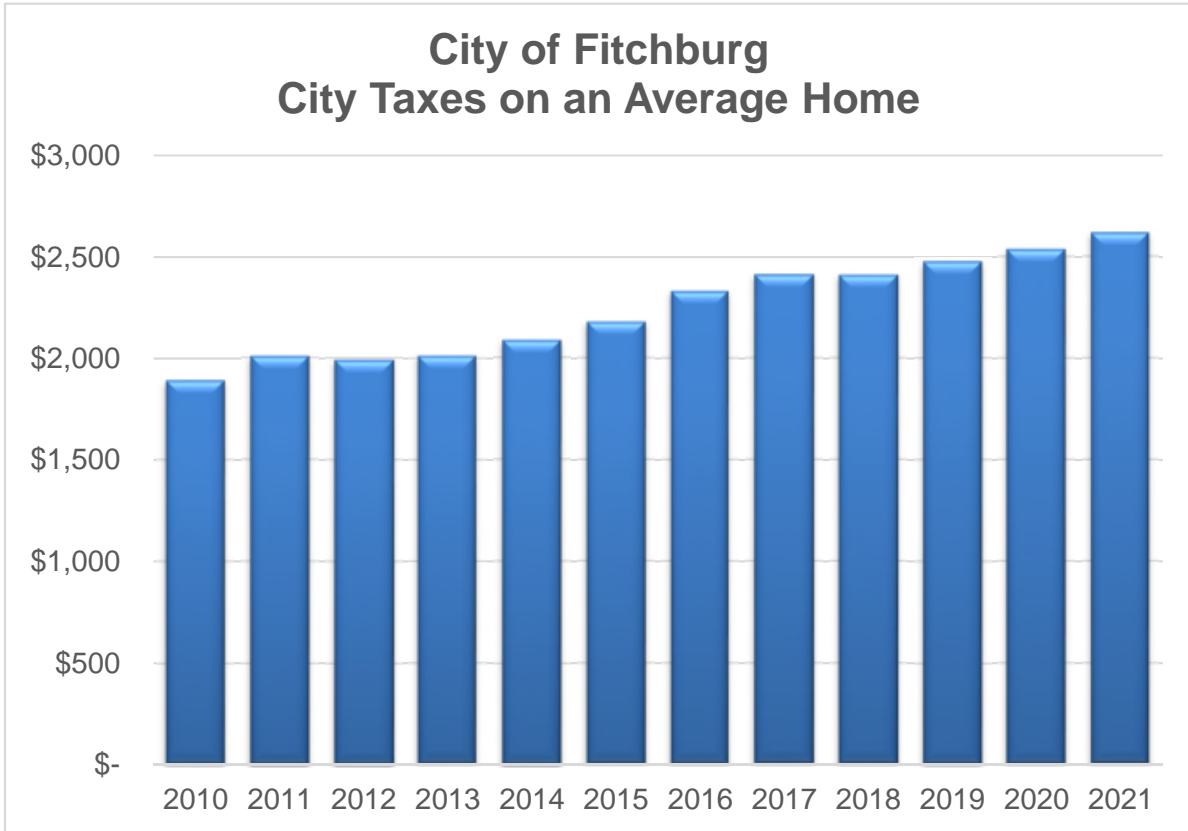
**CITY OF FITCHBURG
TAX IMPACT ANALYSIS**

	Budget 2020		Budget 2021		Budget 2022	
General Fund Tax Levy	15,987,571		16,830,691		18,352,861	
General Fund Budget	21,885,416		22,598,138		24,494,311	
Assessed Value	3,324,638,700		3,738,640,300		3,950,211,400	
Average Home Assessed Value	310,900		330,100		330,100	
Service Area:						
General Government:						
Mayor & Council	77,961	5.33	77,651	5.11	80,471	5.04
Municipal Court	178,050	12.16	184,261	12.12	191,801	12.01
Administration, Legal, HR	719,332	49.14	771,305	50.72	907,467	56.82
Clerk	462,144	31.57	448,803	29.51	519,386	32.52
Finance	440,644	30.10	446,023	29.33	473,716	29.66
Assessing	484,352	33.09	515,045	33.87	589,103	36.89
Public Safety:						
Police (including MPSIS)	8,331,957	569.18	8,558,128	562.78	8,971,103	561.71
Fire	3,091,508	211.19	3,156,817	207.59	3,404,212	213.15
Other Public Safety	897,318	61.30	947,747	62.32	1,159,221	72.58
Building Inspection	404,181	27.61	396,361	26.06	423,728	26.53
Mass Transit	502,655	34.34	502,655	33.05	620,000	38.82
Public Works	2,060,956	140.79	2,132,763	140.25	2,355,312	147.47
Senior Center	709,836	48.49	722,940	47.54	793,932	49.71
Parks Department:						
Parks	1,122,884	76.71	1,189,796	78.24	1,286,311	80.54
Recreation	323,288	22.08	330,176	21.71	345,770	21.65
Zoning & Planning	364,680	24.91	379,164	24.93	404,397	25.32
Economic Development	277,848	18.98	290,218	19.08	306,132	19.17
Other General Fund	1,435,822	98.09	1,548,285	101.82	1,662,249	104.08
Total General Fund	21,885,416	1,495.06	22,598,138	1,486.03	24,494,311	1,533.67
FACTv	-		8.48		12.97	
Library	177.68		173.47		171.55	
Debt Service	387.13		379.22		376.78	
Capital Projects	159.49		149.90		157.39	
Tax Increment District	255.65		339.94		364.69	
City Tax on Average Home	2,475.01		2,537.04		2,617.05	
Other Jurisdictions						
Madison School Tax	3,632.68		3,721.71		3,902.67	
MATC Tax	282.42		282.76		276.43	
County Tax	926.20		938.18		990.99	
State Tax	-		-		-	
Credits						
School Credit	(570.10)		(555.03)		(539.68)	
Lottery Credit (avg)	(218.64)		(193.63)		(303.13)	
First Dollar Credit (avg)	(78.80)		(79.01)		(85.47)	
Total Average Net Tax	6,448.77		6,652.02		6,858.86	
Dollar increase (decrease)	388.79		203.25		206.84	

Notes:

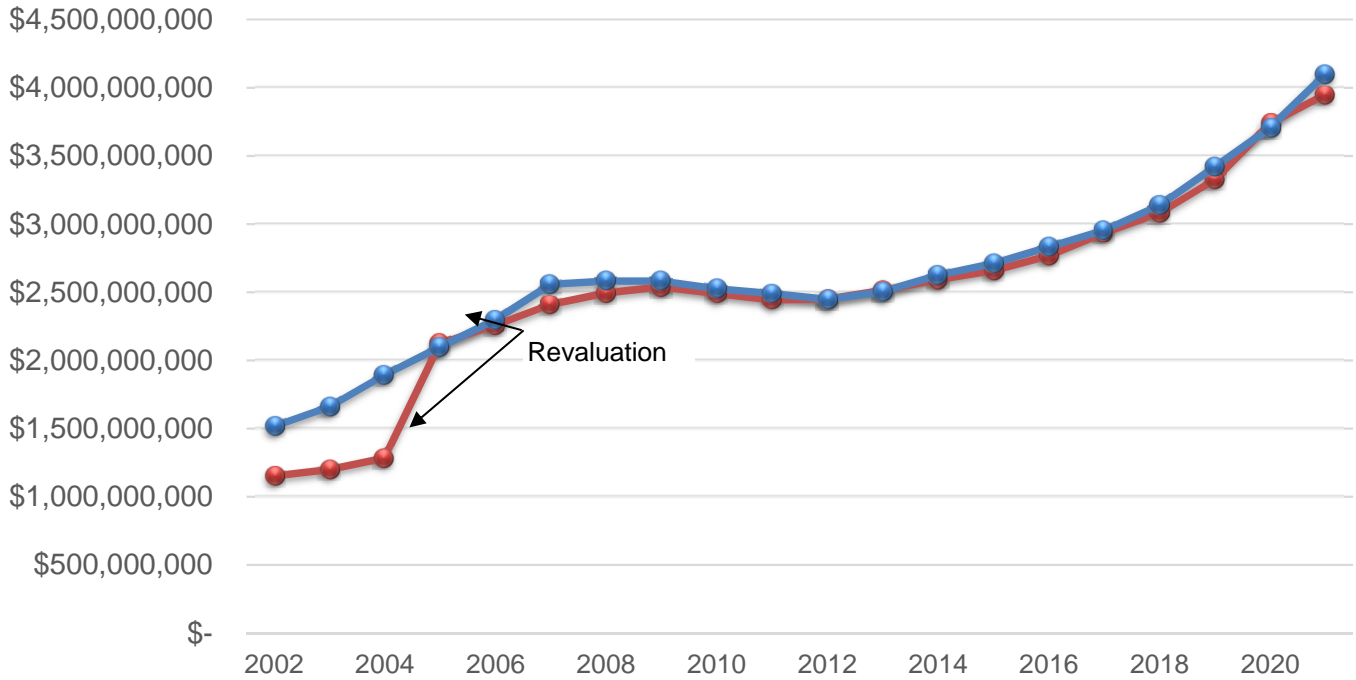
1) The school district tax, lottery credit, and first dollar credit varies by school district. The above calculation is for a Madison School District property.

City of Fitchburg City Taxes on an Average Home



Tax Roll Year	Average Home Value	City Portion AV Tax Rate	City Tax on Average Home
2010	265,100	7.13	1,890
2011	265,000	7.58	2,008
2012	263,400	7.56	1,991
2013	256,900	7.84	2,014
2014	262,448	7.95	2,086
2015	262,800	8.29	2,178
2016	272,800	8.54	2,330
2017	282,000	8.55	2,411
2018	294,000	8.19	2,409
2019	310,900	7.96	2,475
2020	330,100	7.69	2,537
2021	330,100	7.93	2,617

City of Fitchburg Assessed and Equalized Value (TID in)

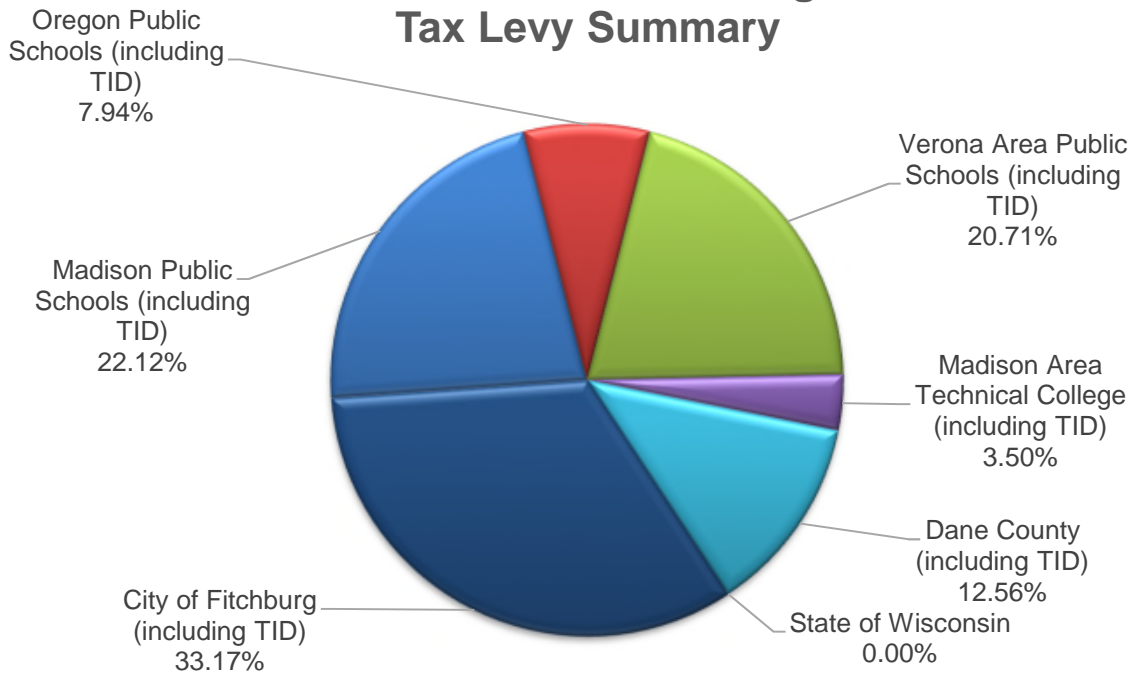


Tax Roll Year	Assessed Value	Equalized Value
2002	1,152,718,125	1,516,111,600
2003	1,198,870,065	1,659,614,900
2004	1,283,840,895	1,892,988,500
2005	2,125,066,172	2,098,978,800
2006	2,258,755,020	2,296,882,600
2007	2,410,192,040	2,557,266,700
2008	2,495,173,890	2,582,601,800
2009	2,539,792,799	2,582,226,200
2010	2,490,026,800	2,524,627,800
2011	2,444,146,000	2,489,764,900
2012	2,450,235,700	2,447,132,400
2013	2,514,568,400	2,503,773,000
2014	2,592,798,500	2,623,964,200
2015	2,657,971,530	2,711,401,700
2016	2,766,790,100	2,830,645,500
2017	2,936,371,100	2,954,018,100
2018	3,078,410,600	3,135,272,200
2019	3,324,638,700	3,419,112,900
2020	3,738,640,300	3,706,378,900
2021	3,950,211,400	4,100,343,800

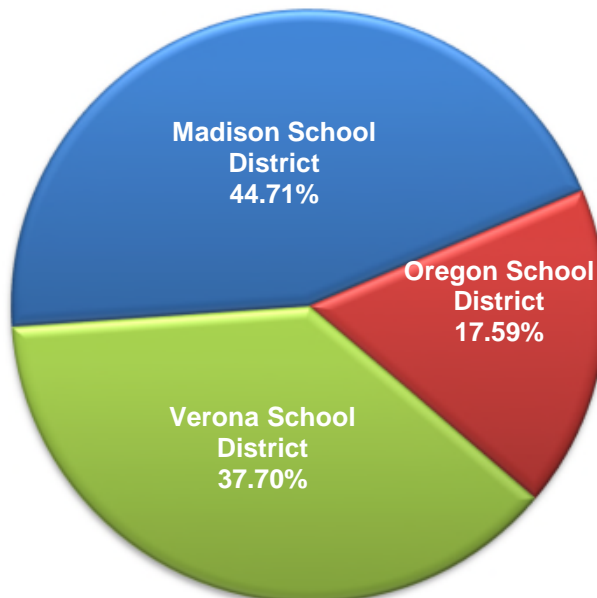
*Revaluation

*maintenance year

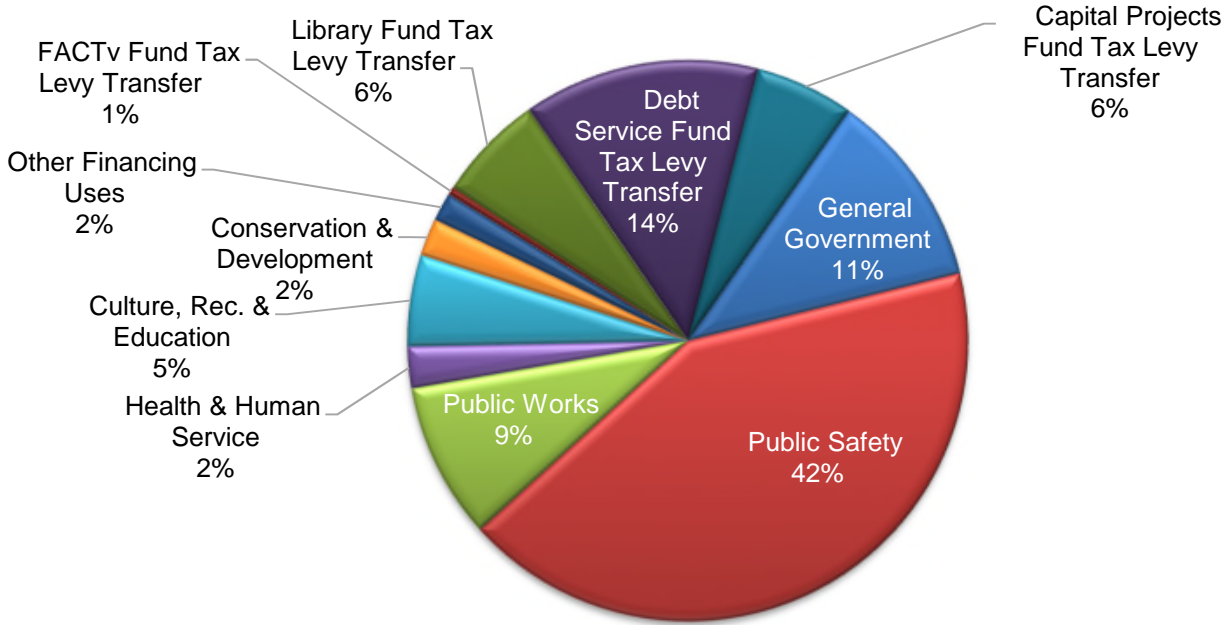
City of Fitchburg 2021 Tax Roll/2022 Budget Tax Levy Summary



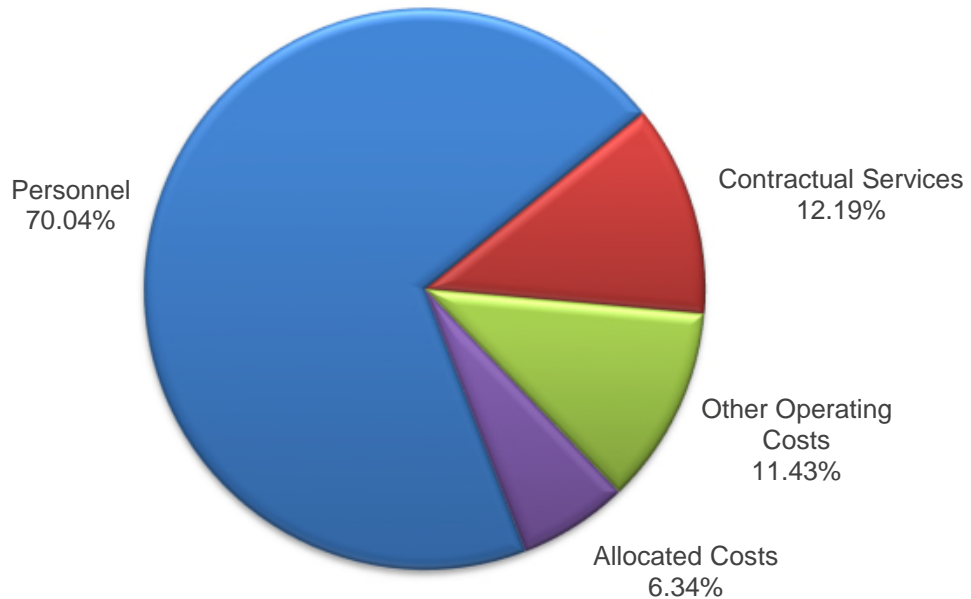
City of Fitchburg 2021 Tax Roll/2022 Budget Assessed Value by School District



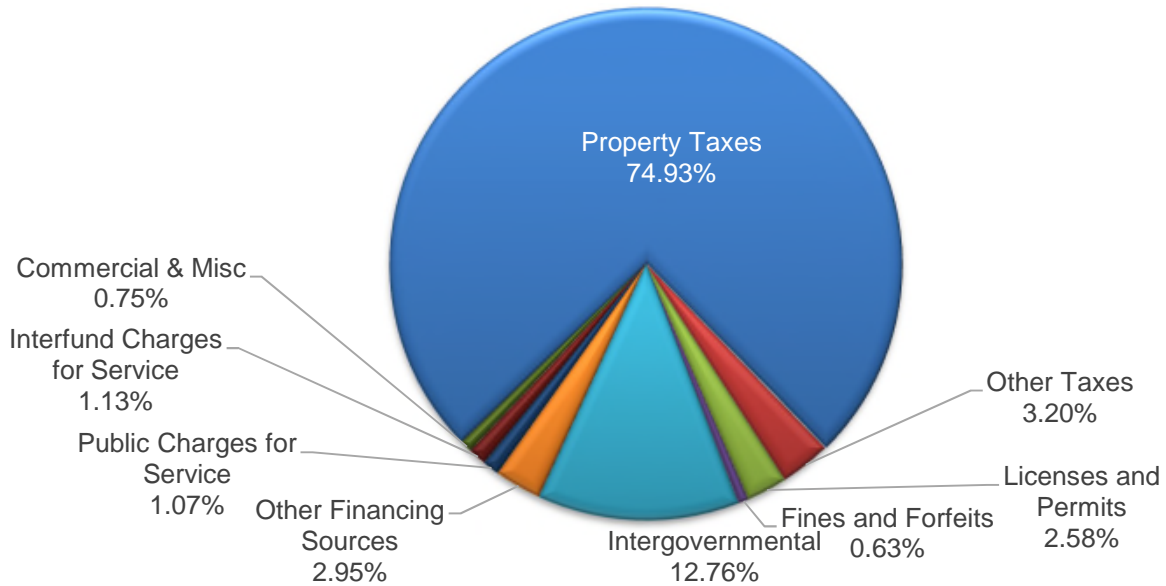
City of Fitchburg 2022 Budget All Levy Funds Expenditures by Type



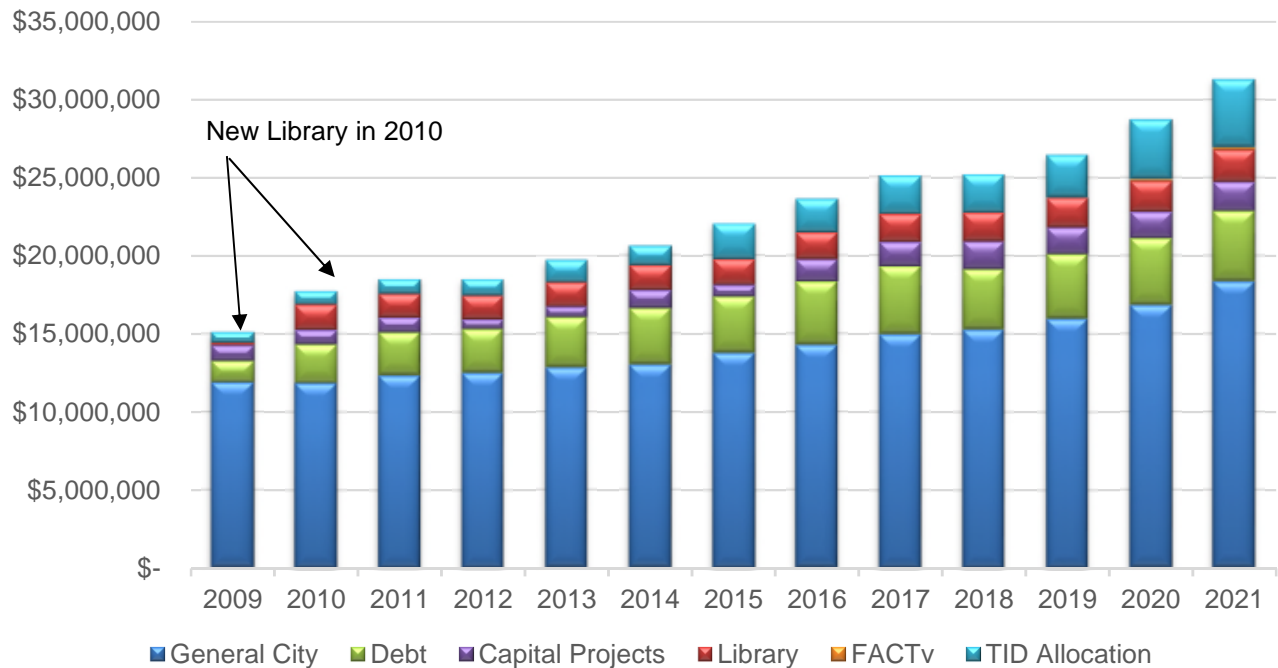
City of Fitchburg 2022 Budget General Fund Expenditures by Class



City of Fitchburg 2022 Budget General Fund Revenues by Type



City of Fitchburg Tax Levy History



2021 FUND BALANCE PROJECTIONS

The Financial Plan adopted by the City has a goal of reserving between 15-25% of the General Fund Budgeted Expenditures PLUS the amount of state shared revenue received during the previous year as the targeted fund balance. These funds are used as "working capital" and as a funding source for emergencies.

General Fund Balance at December 31, 2020 per Audit		\$ 11,995,261
Non spendable	\$ 312,482	
Restricted	\$ 71,879	
Assigned	\$ 4,014,026	
Unassigned	\$ 7,596,874	
	<u>\$ 11,995,261</u>	
Budgeted Use of Fund Balance for 2021	\$ 956,139	(amended)

Estimated Surplus (Use) at December 31, 2021		\$ 202,713
Estimated General Fund Balance at December 31, 2021		\$ 12,197,974
Non spendable	\$ 312,482	
Restricted	\$ 71,879	
Assigned	\$ 3,706,303	
Unassigned	\$ 8,107,310	
	<u>\$ 12,197,974</u>	
Use of Fund Balance approved in 2022 budget (detail follows)		\$ 648,416
Estimated Adjusted General Fund Balance at December 31, 2021		\$ 11,549,558

Estimated Unassigned Portion of Fund Balance

Estimated Unassigned General Fund Balance at 12/31/2021	\$ 8,107,310
2022 Adopted Optg Budget (excl transfers)	\$ 23,953,545
Estimated 12/31/2021 Unassigned Fund Balance as a % of 2022 Budgeted Expenditures	33.85%

2022 PROPOSED USE OF FUND BALANCE/EXPENDITURE RESTRAINT FUNDS

Criteria for Use of Fund Balance or Expenditure Restraint:

- 1 Not an annually recurring expenditure
- 2 Vehicle purchase or repair projects
- 3 Equipment or repair projects related to facilities
- 4 Other office, operating or personal equipment - non recurring
- 5 Use of consultants - non-recurring
- 6 To be applied from the amount in excess of 25% to cover mid-year unbudgeted reductions in revenue collections or expenditure increases

FUND BALANCE USE - General Fund

Assigned Fund Balance to Pay Retiree Health Benefits	\$	107,650
Hybrid and Electric Vehicle Transfer, if Gasoline Savings Realized	\$	20,000
Transfer to Capital Projects Fund for Town of Madison Capital	\$	353,250
Transfer to Capital Projects Fund as ERP strategy	\$	167,516
Total	\$	648,416

EXPENDITURE RESTRAINT - Capital Projects Fund

Project Number	Description	Approved Expense
2199	Police Fleet Vehicle Replacements	\$ 214,634
3101	Public Works Equipment Replacement	\$ 144,223
3199	Public Works Plow Fleet Replacement	\$ 241,143
Total		\$ 600,000

FUND BALANCE PROJECTIONS

FUND	ACCOUNT	Audited Fund Balance 12/31/20	Estimated 2021 Revenues	Estimated 2021 Expenditures	Estimated Fund Balance 12/31/21	Increase/ (Decrease)
100	General Fund	\$ 11,995,261	\$ 22,277,588	\$ 22,074,875	\$ 12,197,974	\$ 202,713
						2022 Budgeted General Fund Expenditures (excluding transfers) \$ 23,953,545
						Estimated Total Fund Balance Percentage 50.92%
						Estimated Unassigned Fund Balance Percentage 33.85%
<u>SPECIAL REVENUE FUNDS</u>						
200	Grants/Donations	\$ 97,281	\$ 65,915	\$ 60,500	\$ 102,696	\$ 5,415
202	Park Dedication-prior	\$ 1,268,668	\$ 2,000	\$ 2,440,040	\$ (1,169,372)	\$ (2,438,040)
203	Park Dedication-newer	\$ 1,745,008	\$ 796,831	\$ 712,162	\$ 1,829,677	\$ 84,669
207	FACTv (Cable)	\$ 254,685	\$ 383,448	\$ 407,339	\$ 230,794	\$ (23,891)
213	Refuse & Recycling	\$ 559,079	\$ 1,353,679	\$ 1,397,784	\$ 514,974	\$ (44,105)
224	Community Wellbeing	\$ -	\$ 6,140	\$ -	\$ 6,140	\$ 6,140
225	CEDA	\$ 858,123	\$ 233,000	\$ 237,330	\$ 853,793	\$ (4,330)
226	Affordable Housing	\$ 87,096	\$ 100	\$ 11,365	\$ 75,831	\$ (11,265)
227	Cemetery	\$ 73,456	\$ 10,100	\$ -	\$ 83,556	\$ 10,100
229	Federal ARPA Funds	\$ -	\$ 1,611,477	\$ -	\$ 1,611,477	\$ 1,611,477
250	Library	\$ 795,309	\$ 2,087,600	\$ 2,021,061	\$ 861,848	\$ 66,539
<u>DEBT SERVICE</u>						
300	Debt Service	\$ 3,349,539	\$ 9,509,869	\$ 12,594,832	\$ 264,576	\$ (3,084,963)
<u>CAPITAL PROJECTS</u>						
400	Capital Projects	\$ 14,218,603	\$ 16,596,695	\$ 27,992,138	\$ 2,823,160	\$ (11,395,443)
<u>TAX INCREMENT DISTRICTS</u>						
404	TID 4	\$ 9,069,196	\$ 5,878,310	\$ 6,155,883	\$ 8,791,623	\$ (277,573)
406	TID 6	\$ 6,030,156	\$ 3,629,992	\$ 1,291,223	\$ 8,368,925	\$ 2,338,769
409	TID 9	\$ (56,665)	\$ 8,535,019	\$ 6,763,559	\$ 1,714,795	\$ 1,771,460
410	TID 10	\$ 2,797,875	\$ 754,450	\$ 6,447,459	\$ (2,895,134)	\$ (5,693,009)
411	TID 11	\$ (32,363)	\$ -	\$ 6,150	\$ (38,513)	\$ (6,150)
412	TID 12	\$ 173,100	\$ 1,945,153	\$ 2,282,272	\$ (164,019)	\$ (337,119)
413	TID 13	\$ (966)	\$ 122,952	\$ 288,847	\$ (166,861)	\$ (165,895)
<u>OTHER</u>						
700	Technology ISF	\$ 523,816	\$ 1,117,009	\$ 1,091,249	\$ 549,576	\$ 25,760
710	Insurance ISF	\$ 133,448	\$ 600,440	\$ 622,422	\$ 111,466	\$ (21,982)
	TOTAL	\$ 53,939,705	\$ 77,517,767	\$ 94,898,490	\$ 36,558,982	\$ 6,572,823

FUND	ACCOUNT	Audited Net Assets 12/31/20	Estimated 2021 Revenues	Estimated 2021 Expenses	Estimated Net Assets 12/31/21	Increase/ (Decrease)
<u>UTILITIES</u>						
602	Water Utility	\$ 39,161,931	\$ 3,801,470	\$ 3,040,203	\$ 39,923,198	\$ 761,267
	Capital Improvements			\$ 4,399,580		
603	Sewer Utility	\$ 18,911,185	\$ 3,639,488	\$ 3,129,922	\$ 19,420,751	\$ 509,566
	Capital Improvements			\$ 211,599		
604	Stormwater Utility (SUD)	\$ 30,099,708	\$ 1,276,140	\$ 1,543,969	\$ 29,831,879	\$ (267,829)
	Capital Improvements			\$ 683,990		
	TOTAL	\$ 88,172,824	\$ 8,717,098	\$ 7,714,094	\$ 89,175,828	\$ 1,003,004

**City of Fitchburg
Adopted Personnel Budget**

	<u>2021 Budget</u>			<u>2022 Budget</u>		
	Permanent FT/PT	On Call/ Seasonal/ LTE Hours	Overtime Hours	Permanent FT/PT	On Call/ Seasonal/ LTE Hours	Overtime Hours
	FTE	LTE Hours	Hours	FTE	LTE Hours	Hours
Administration	2.00	800	-	2.00	800	-
Municipal Court (a)	1.50	360	-	1.50	360	-
Legal	1.00	-	-	1.00	-	-
Clerk's Office	4.00	1,655	105	4.00	4,227	140
Human Resources	1.80	-	-	2.80	-	-
Finance	5.50	520	25	5.50	520	25
Assessing	4.00	624	74	5.00	-	74
Bldg. Inspection	3.00	-	60	3.00	-	60
Bldg & Grounds	5.00	-	150	5.00	-	150
Senior Center	6.00	500	-	7.00	500	-
Parks	6.60	3,120	506	6.80	3,120	506
Recreation	2.00	4,277	60	2.00	4,277	60
Planning & Zoning	4.00	1,640	110	4.00	1,640	110
Economic Development	2.00	-	-	2.00	-	-
Police Department	64.00	3,213	3,670	66.00	3,213	3,670
Fire Department	21.00	49,350	2,580	22.00	49,350	2,820
Public Works	14.00	900	795	16.00	900	867
TOTAL - General	147.40	66,959	8,135	155.60	68,907	8,482
Library	15.00	6,240	-	15.00	6,240	-
FACTv	3.00	1,572	-	3.50	525	-
Water/Sewer Utilities	7.00	1,420	400	7.00	1,420	400
Stormwater Utility	3.00	840	132	3.50	840	132
Technology	5.00	900	120	6.00	900	120
TOTAL - Other	33.00	10,972	652	35.00	9,925	652
Grand total	180.40	77,931	8,787	190.60	78,832	9,134

Notes

- (a) FTE amounts do not include Mayor/Council/Judge (elected officials).
- (b) Employees are shown based on the department worked within, not where the hours are allocated.

Changes from 2021 to 2022

- 1) Added full-time Clerical Float Administrative Assistant position that will benefit multiple departments but report within the HR Department (NP #1).
- 2) Added additional LTE and overtime hours for elections staff to meet the needs of a Gubernatorial election (NP #2) and two additional polling locations (NP #3).
- 3) Converted Assessing Intern position to a full-time Assessing Technician position (NP #5).
- 4) Added two police officers (NP #6).
- 5) Added one additional firefighter/inspector (NP #11).
- 6) Added Public Works/Parks Shared Maintenance position (shown in PW) (NP #15).
- 7) Added Senior Center/Police Department Shared Social Worker position (shown in Senior Center) (NP#19).
- 8) Reclassified FACTv Cable Operations LTE position to a permanent part-time Media Production Assistant (NP #22).
- 9) Reclassified two part-time Library Custodian positions into one full-time position (shown in building and grounds) (NP# 23).
- 10) Added part-time Stormwater Project Engineer (NP #26).
- 11) Added full-time GIS Coordinator (shown in IT) (NP # 24).
- 12) Increased Urban Forester/Naturalist from .6 FTE to .8 FTE (Council #11).
- 13) Reclassified three Firefighters to Lieutenants (Council #12).

**City of Fitchburg
Summary of Council Amendments
2022 Budget**

#	Sponsor	Description	Action 11/9/21	Reconsider Action 11/9/21	Original Amount	Amend Amount	GENERAL FUND		FACTV	CAPITAL PROJECTS		OTHER			
							Impact on Expend (ERP)	Levy Impact	Levy/ERP Impact	Levy/ERP Impact	Other Revenue	Refuse & Recycling	Debt Service Fund Levy	Stormwater Rates	Other
Omnibus Detail															
A		Update Debt Service Amounts Based on Actual 2021 Issuance			TBD	\$ 194,438	\$ -	\$ -	\$ -	\$ -	\$ -	\$ -	\$ -	\$ 127,232	
B		Adjust for Refuse and Recycling Rate Approved by Resolution, if different			TBD	\$ (29,375)	\$ -	\$ -	\$ -	\$ -	\$ (29,375)	\$ -	\$ -	\$ -	
C		Adjust for Transfer Out of Fund Balance (ERP Strategy)			TBD	\$ 167,516	\$ 167,516	\$ -	\$ -	\$ -	\$ 167,516	\$ -	\$ -	\$ -	
D		Reclassify FACTV from a Special Revenue Fund to the General Fund (ERP Strategy)			\$ 542,797	\$ -	\$ -	\$ -	\$ -	\$ -	\$ -	\$ -	\$ -	\$ -	
TOTAL AMENDMENTS						\$ (71,515)	\$ 131,949	\$ 114,514	\$ 21,998	\$ -	\$ -	\$ 167,516	\$ (29,485)	\$ 110	\$ 147,102

CPI (increase from 9/1 - 8/31)	3.0%	final per DOR
Net new construction	5.354%	final per DOR
Allowed expenditures for expenditure restraint	\$ 28,585,672	tentative, per DOR
	Amount	Over/(Under) Allowed Limit
Mayor's proposed budget (w/o omnibus)	\$ 28,471,158	\$ 114,514
Mayor's proposed budget (w/ omnibus)	\$ 28,638,674	\$ (53,002)
Budget with Council amendments (as proposed) - Note: includes duplicates	28920161	\$ (334,489)
Budget with Council amendments (as adopted)	\$ 28,585,672	\$ -

Total assessed value	\$3,950,211,400	final per DOR, subsequently amended					
Total equalized value (TID in)	\$4,100,343,800						
Total equalized value (TID out)	\$3,528,896,200						
Average home value	\$330,100						
Last year's assessed value tax rate	\$7.6857						
Last year's average home city portion tax bill	\$2,537						
Total allowed levy per levy limit imposed by State (Mayor's Buc	\$26,943,260	*Includes early use of \$785,390 of 2023 levy limit adjustment for operating purposes					
Total allowed levy per levy limit imposed by State (Adjusted)	\$27,005,749	*Includes change in strategy for early use of 2023 levy limit adjustment to shift more to operating					
	Property Tax Levy	City Share TID Increment	Estimated AV Tax Rate	Change From Prior Year	City Share Taxes on Avg Home	Change from PY on Avg Home	Available Levy Limit
Mayor's proposed budget (w/o omnibus)	\$ 26,930,844	\$ 4,361,014	\$7.92	3.07%	\$ 2,615	\$ 78	\$12,416
Mayor's proposed budget (w/ omnibus)	\$ 26,930,844	\$ 4,361,014	\$7.92	3.07%	\$ 2,615	\$ 78	\$12,416
Budget with Council amendments (as proposed) - Note: includes duplicates	\$ 27,077,152	\$ 4,384,706	\$7.96	3.60%	\$ 2,628	\$ 91	\$40,008
Budget with Council amendments (as adopted 1)	\$ 26,982,418	\$ 4,369,366	\$7.94	3.26%	\$ 2,620	\$ 83	-\$39,158
Budget with Council amendments (as adopted 2)	\$ 26,952,842	\$ 4,364,576	\$7.93	3.15%	\$ 2,617	\$ 80	\$52,907

City of Fitchburg
2022 New Proposals
Adopted Budget

- (a) - Position becomes WRS eligible with this change so additional cost is based on full wages, not just increased wages
- (b) - Assumes that an increase in hours would not trigger a change in insurance elections.
- (c) - Within property tax levy allocation to the Library based on net new construction/ERP threshold.
- (d) - The 2022 WPPA and IAFF union contracts are not yet settled; therefore, the amounts included are from 2021.
- (e) - Assumes .5 FTE or less will not elect benefits

NP #	Dept	Description	Account Number	Expense			Funding		Mayor's Budget		Adopted Budget	
				Recurring Expense	One Time Expense	Proposed Personnel	Rates/ Fees	Property Taxes	Rates/ Fees	Property Taxes	Rates/ Fees	Property Taxes
1	Various	New Clerical Float Position										
		Permanent Salaries/Wages	100-5143-110			38,813						
		FICA	100-5143-131			2,969						
		WRS	100-5143-132			2,523						
		Health	100-5143-160			19,953						
		Life	100-5143-161			56						
		Disability	100-5143-162			241						
		Dental	100-5143-163			1,332						
		Training	100-5143-325	100								
		Equipment Expense	100-5143-355		50							
		Computer Equipment & Licenses	100-5143-570	700	2,500							
		Desk Phone	100-5143-570	500	50							
		Worker's Compensation	100-5143-572			66						
		HR - Recruitment	100-5143-250		360							
		Finance - Payroll Costs	100-5152-245	125								
		Total Proposal - Year 1		70,338			-	70,338	-	70,338	-	70,338
2	Clerk	Additional LTE Election Assistance/OT for Governatorial Election										
		Overtime	100-5142-115			1,182						
		LTE/Seasonal Wages	100-5142-120			638						
		Poll worker wages	100-5142-120			22,240						
		FICA	100-5142-131			139						
		WRS	100-5142-132			77						
		Life	100-5142-161			3						
		Disability	100-5142-162			7						
		Worker's Compensation	100-5142-572			41						
		HR - Recruitment	100-5143-250		10							
		Finance - Payroll Costs	100-5152-245	125								
		Total Proposal - Year 1		24,462			-	24,462	-	24,462	-	24,462
3	Clerk	Additional LTE Election Assistance for Additional Polling Locations (Two Locations)										
		LTE/Seasonal Wages	100-5142-120			3,584						
		FICA	100-5142-131			-						
		Worker's Compensation	100-5142-572			6						
		HR - Recruitment	100-5143-250		-							
		Finance - Payroll Costs	100-5152-245	-								
		Total Proposal - Year 1		3,590			-	3,590	-	3,590	-	3,590

City of Fitchburg
2022 New Proposals
Adopted Budget

- (a) - Position becomes WRS eligible with this change so additional cost is based on full wages, not just increased wages
- (b) - Assumes that an increase in hours would not trigger a change in insurance elections.
- (c) - Within property tax levy allocation to the Library based on net new construction/ERP threshold.
- (d) - The 2022 WPPA and IAFF union contracts are not yet settled; therefore, the amounts included are from 2021.
- (e) - Assumes .5 FTE or less will not elect benefits

NP #	Dept	Description	Account Number	Expense			Funding		Mayor's Budget		Adopted Budget	
				Recurring Expense	One Time Expense	Proposed Personnel	Rates/ Fees	Property Taxes	Rates/ Fees	Property Taxes	Rates/ Fees	Property Taxes
4	HR	Additional HR Specialist (.5 FTE) (e)										
		Permanent Salaries/Wages	100-5143-110			23,026						
		FICA	100-5143-131			1,761						
		WRS	100-5143-132			-						
		Health	100-5143-160			-						
		Life	100-5143-161			-						
		Disability	100-5143-162			-						
		Dental	100-5143-163			-						
		Training	100-5143-325	100								
		Equipment Expense	100-5143-355		50							
		Computer Equipment & Licenses	100-5143-570	700	2,500							
		Desk Phone	100-5143-570	500	50							
		Worker's Compensation	100-5143-572			39						
		HR - Recruitment	100-5143-250		110							
		Finance - Payroll Costs	100-5152-245	125								
		Total Proposal - Year 1		28,961				-	28,961	-	-	-
5	Assess	Convert Assessing Intern to Assessing Technician										
		Permanent Salaries/Wages	100-5153-110			46,051						
		LTE/Seasonal Wages	100-5153-120			(8,073)						
		FICA	100-5153-131			2,905						
		WRS	100-5153-132			2,993						
		Health	100-5153-160			19,953						
		Life	100-5153-161			66						
		Disability	100-5153-162			286						
		Dental	100-5153-163			1,332						
		Publications, Dues, & Subscrip	100-5153-320	60								
		Training	100-5153-325	100								
		Equipment Expense	100-5153-355		50							
		Computer Equipment & Licenses	100-5153-570	700	2,500							
		Desk Phone	100-5153-570	500	50							
		Worker's Compensation	100-5153-572			65						
		HR - Recruitment	100-5143-250		110							
		Finance - Payroll Costs	100-5152-245	-								
		Total Proposal - Year 1		69,648				-	69,648	-	69,648	-

City of Fitchburg
2022 New Proposals
Adopted Budget

- (a) - Position becomes WRS eligible with this change so additional cost is based on full wages, not just increased wages
- (b) - Assumes that an increase in hours would not trigger a change in insurance elections.
- (c) - Within property tax levy allocation to the Library based on net new construction/ERP threshold.
- (d) - The 2022 WPPA and IAFF union contracts are not yet settled; therefore, the amounts included are from 2021.
- (e) - Assumes .5 FTE or less will not elect benefits

NP #	Dept	Description	Account Number	Expense			Funding		Mayor's Budget		Adopted Budget	
				Recurring Expense	One Time Expense	Proposed Personnel	Rates/ Fees	Property Taxes	Rates/ Fees	Property Taxes	Rates/ Fees	Property Taxes
6	PD	Two Additional Police Officers										
		Permanent Salaries/Wages (d)	100-5210-110			123,850						
		FICA (d)	100-5210-131			9,475						
		WRS (d)	100-5210-132			14,912						
		Health	100-5210-160			39,906						
		Life (d)	100-5210-161			178						
		Disability	100-5210-162			768						
		Dental	100-5210-163			2,664						
		Uniforms & Protective Gear	100-5210-323	1,200	3,400							
		Training	100-5210-325	1,700								
		Equipment Expense	100-5210-355		200							
		Computer Equipment & Licenses	100-5210-570	1,000	1,000							
		Worker's Compensation	100-5210-572			3,221						
		HR - Recruitment	100-5143-251		3,360							
		Finance - Payroll Costs	100-5152-245	250								
		Total Proposal - Year 1		207,084			-	207,084	-	207,084	-	207,084
7	PD	Additional Sergeant - Detective Bureau										
		Permanent Salaries/Wages (d)	100-5210-110			90,419						
		FICA (d)	100-5210-131			6,917						
		WRS (d)	100-5210-132			10,886						
		Health	100-5210-160			19,953						
		Life (d)	100-5210-161			130						
		Disability	100-5210-162			400						
		Dental	100-5210-163			1,332						
		Uniforms & Protective Gear	100-5210-323	600	1,700							
		Training	100-5210-325	850								
		Equipment Expense	100-5210-355		100							
		Computer Equipment & Licenses	100-5210-570	500	500							
		Worker's Compensation (d)	100-5210-572			2,352						
		HR - Recruitment	100-5143-251		1,680							
		Finance - Payroll Costs	100-5152-245	125								
		Total Proposal - Year 1		138,444			-	138,444	-	-	-	-

City of Fitchburg
2022 New Proposals
Adopted Budget

- (a) - Position becomes WRS eligible with this change so additional cost is based on full wages, not just increased wages
- (b) - Assumes that an increase in hours would not trigger a change in insurance elections.
- (c) - Within property tax levy allocation to the Library based on net new construction/ERP threshold.
- (d) - The 2022 WPPA and IAFF union contracts are not yet settled; therefore, the amounts included are from 2021.
- (e) - Assumes .5 FTE or less will not elect benefits

NP #	Dept	Description	Account Number	Expense			Funding		Mayor's Budget		Adopted Budget	
				Recurring Expense	One Time Expense	Proposed Personnel	Rates/ Fees	Property Taxes	Rates/ Fees	Property Taxes	Rates/ Fees	Property Taxes
8	PD	Additional Sergeant - Dayshift										
		Permanent Salaries/Wages (d)	100-5210-110			90,419						
		FICA (d)	100-5210-131			6,917						
		WRS (d)	100-5210-132			10,886						
		Health	100-5210-160			19,953						
		Life (d)	100-5210-161			130						
		Disability	100-5210-162			400						
		Dental	100-5210-163			1,332						
		Uniforms & Protective Gear	100-5210-323	600	1,700							
		Training	100-5210-325	850								
		Equipment Expense	100-5210-355		100							
		Computer Equipment & Licenses	100-5210-570	500	500							
		Worker's Compensation	100-5210-572			2,352						
		HR - Recruitment	100-5143-251		1,680							
		Finance - Payroll Costs	100-5152-245	125								
		Total Proposal - Year 1					-	138,444	-	-	-	-
25	PD	Officer Follow-Up Assignment in Detective Bureau										
		Permanent Salaries/Wages (d)	100-5210-110			6,201						
		FICA (d)	100-5210-131			474						
		WRS (d)	100-5210-132			747						
		Life (d)	100-5210-161			9						
		Cell Phone	100-5210-570	480	600							
		Worker's Compensation	100-5210-572			161						
		Total Proposal - Year 1					-	8,672	-	8,672	-	8,672
9	Fire	Two Additional Career Daytime Firefighters										
		Permanent Salaries/Wages (d)	100-5220-110			119,202						
		Overtime (d)	100-5220-115			20,632						
		FICA (d)	100-5220-131			10,697						
		WRS (d)	100-5220-132			16,836						
		Health	100-5220-160			39,942						
		Life (d)	100-5220-161			201						
		Disability	100-5220-162			800						
		Dental	100-5220-163			2,664						
		Uniforms & Protective Gear	100-5220-323	3,120	18,000							
		Equipment Expense	100-5220-355	2,200	2,000							
		Worker's Compensation (d)	100-5220-572			4,405						
		HR - Recruitment	100-5143-252		2,500							
		Finance - Payroll Costs	100-5152-245	250								
		Total Proposal - Year 1					-	243,449	-	-	-	-

City of Fitchburg
2022 New Proposals
Adopted Budget

- (a) - Position becomes WRS eligible with this change so additional cost is based on full wages, not just increased wages
- (b) - Assumes that an increase in hours would not trigger a change in insurance elections.
- (c) - Within property tax levy allocation to the Library based on net new construction/ERP threshold.
- (d) - The 2022 WPPA and IAFF union contracts are not yet settled; therefore, the amounts included are from 2021.
- (e) - Assumes .5 FTE or less will not elect benefits

NP #	Dept	Description	Account Number	Expense			Funding		Mayor's Budget		Adopted Budget	
				Recurring Expense	One Time Expense	Proposed Personnel	Rates/ Fees	Property Taxes	Rates/ Fees	Property Taxes	Rates/ Fees	Property Taxes
10	Fire	Restore Division Chief - Prevention/Inspection/Training										
		Permanent Salaries/Wages	100-5220-110			79,019						
		FICA	100-5220-131			6,045						
		WRS	100-5220-132			9,514						
		Health	100-5220-160			19,971						
		Life	100-5220-161			114						
		Disability	100-5220-162			400						
		Dental	100-5220-163			1,332						
		Publications, Dues, & Subscrip	100-5220-320	650								
		Uniforms & Protective Gear	100-5220-323	780	4,500							
		Equipment Expense	100-5220-355		400							
		Computer Equipment & Licenses	100-5220-570	700	2,500							
		Desk Phone	100-5220-570	50	-							
		Cell Phone	100-5220-570	480	900							
		Worker's Compensation	100-5220-572			2,489						
		HR - Recruitment	100-5143-252		1,750							
		Finance - Payroll Costs	100-5152-245	125								
		Total Proposal - Year 1					-	131,719	-	-	-	-
11	Fire	Additional Career Firefighter/ Inspector										
		Permanent Salaries/Wages (d)	100-5220-110			59,601						
		Overtime (d)	100-5220-115			10,316						
		FICA (d)	100-5220-131			5,349						
		WRS (d)	100-5220-132			8,418						
		Health	100-5220-160			19,971						
		Life (d)	100-5220-161			101						
		Disability	100-5220-162			400						
		Dental	100-5220-163			1,332						
		Uniforms & Protective Gear	100-5220-323	780	4,500							
		Computer Equipment & Licenses	100-5220-570	500	500							
		Desk Phone	100-5220-570	50	-							
		Worker's Compensation (d)	100-5220-572			2,202						
		HR - Recruitment	100-5143-252		1,750							
		Finance - Payroll Costs	100-5152-245	125								
		Total Proposal - Year 1					-	115,895	-	115,895	-	115,895
12	Fire	Reclassification 3 Full-Time Firefighters to Lieutenants (d)										
		Permanent Salaries/Wages (d)	100-5220-110			16,011						
		Overtime (d)	100-5220-115			2,124						
		FICA	100-5220-131			1,387						
		WRS (d)	100-5220-132			2,183						
		Life (d)	100-5220-161			26						
		Worker's Compensation (d)	100-5220-572			504						
		Total Proposal - Year 1					-	22,235	-	-	-	22,235

City of Fitchburg
2022 New Proposals
Adopted Budget

- (a) - Position becomes WRS eligible with this change so additional cost is based on full wages, not just increased wages
- (b) - Assumes that an increase in hours would not trigger a change in insurance elections.
- (c) - Within property tax levy allocation to the Library based on net new construction/ERP threshold.
- (d) - The 2022 WPPA and IAFF union contracts are not yet settled; therefore, the amounts included are from 2021.
- (e) - Assumes .5 FTE or less will not elect benefits

NP #	Dept	Description	Account Number	Expense			Funding		Mayor's Budget		Adopted Budget	
				Recurring Expense	One Time Expense	Proposed Personnel	Rates/ Fees	Property Taxes	Rates/ Fees	Property Taxes	Rates/ Fees	Property Taxes
13	Bldg Inspect	Additional Code Enforcement Inspector (1.0 FTE)										
		Permanent Salaries/Wages	100-5240-110			50,170						
		Overtime	100-5240-115			724						
		FICA	100-5240-131			3,893						
		WRS	100-5240-132			3,308						
		Health	100-5240-160			19,953						
		Life	100-5240-161			73						
		Disability	100-5240-162			316						
		Dental	100-5240-163			1,332						
		Dues & Subscriptions	100-5240-320	100								
		Uniforms & Protective Gear	100-5240-323	250	300							
		Training	100-5240-325	1,000								
		Vehicle Expense	100-5240-335	1,000								
		Equipment Expense	100-5240-355		200							
		Computer Equipment & Licenses	100-5240-570	700	2,500							
		Desk Phone	100-5240-570	50	500							
		Cell Phone	100-5240-570	540	400							
		Worker's Compensation	100-5240-572			1,599						
		HR - Recruitment	100-5143-250		110							
		Finance - Payroll Costs	100-5152-245	125								
		Capital Cost - Add'l Car (in CIP)	400-5722-407		6,000							
		Total Proposal - Year 1		95,143				-	95,143	-	-	-
14	PW	Additional Project Engineer										
		Permanent Salaries/Wages	100-5300-110			70,762						
		FICA	100-5300-131			5,413						
		WRS	100-5300-132			4,600						
		Health	100-5300-160			19,953						
		Life	100-5300-161			102						
		Disability	100-5300-162			400						
		Dental	100-5300-163			1,332						
		Uniforms & Protective Gear	100-5300-323	250	450							
		Publications, Dues, & Subscrip	100-5300-320	100								
		Training	100-5300-325	1,000								
		Equipment Expense	100-5300-355	100								
		Computer Equipment & Licenses	100-5300-570	700	2,500							
		Desk Phone	100-5300-570	50	500							
		Cell Phone	100-5300-570	480	500							
		Worker's Compensation	100-5300-572			2,223						
		HR - Recruitment	100-5143-250		160							
		Finance - Payroll Costs	100-5152-245	125								
		Total Proposal - Year 1		111,700				-	111,700	-	-	-

City of Fitchburg
2022 New Proposals
Adopted Budget

- (a) - Position becomes WRS eligible with this change so additional cost is based on full wages, not just increased wages
- (b) - Assumes that an increase in hours would not trigger a change in insurance elections.
- (c) - Within property tax levy allocation to the Library based on net new construction/ERP threshold.
- (d) - The 2022 WPPA and IAFF union contracts are not yet settled; therefore, the amounts included are from 2021.
- (e) - Assumes .5 FTE or less will not elect benefits

NP #	Dept	Description	Account Number	Expense			Funding		Mayor's Budget		Adopted Budget	
				Recurring Expense	One Time Expense	Proposed Personnel	Rates/ Fees	Property Taxes	Rates/ Fees	Property Taxes	Rates/ Fees	Property Taxes
15	PW	Additional Public Works/Parks Maintenance Worker										
		Permanent Salaries/Wages	100-5520 & 100-5300-110			41,891						
		Overtime	100-5520 & 100-5300-115			2,175						
		FICA	100-5520 & 100-5300-131			3,371						
		WRS	100-5520 & 100-5300-132			2,864						
		Health	100-5520 & 100-5300-160			19,953						
		Life	100-5520 & 100-5300-161			63						
		Disability	100-5520 & 100-5300-162			273						
		Dental	100-5520 & 100-5300-163			1,332						
		Uniforms & Protective Gear	100-5520 & 100-5300-323	900	900							
		Training	100-5520 & 100-5300-325	250								
		Computer Equipment & Licenses	100-5520 & 100-5300-570	500	500							
		Cell Phone	100-5520 & 100-5300-570	480	500							
		Worker's Compensation	100-5520 & 100-5300-572			1,384						
		HR - Recruitment	100-5143-253		160							
		Finance - Payroll Costs	100-5152-245	125								
		Total Proposal - Year 1	77,621				-	77,621	-	77,621	-	77,621
16	PW	Additional Public Works Vehicle Maintenance Worker										
		Permanent Salaries/Wages	100-5300-110			46,051						
		Overtime	100-5300-115			2,391						
		FICA	100-5300-131			3,706						
		WRS	100-5300-132			3,149						
		Health	100-5300-160			19,953						
		Life	100-5300-161			70						
		Disability	100-5300-162			300						
		Dental	100-5300-163			1,332						
		Uniforms & Protective Gear	100-5300-323	900	900							
		Training	100-5300-325	250								
		Computer Equipment & Licenses	100-5300-570	500	500							
		Worker's Compensation	100-5300-572			1,522						
		Equipment for Additional Fleet	400-5733-108		50,000							
		Service Bay										
		HR - Recruitment	100-5143-253		160							
		Finance - Payroll Costs	100-5152-245	125								
		Total Proposal - Year 1	131,809				-	131,809	-	-	-	-

City of Fitchburg
2022 New Proposals
Adopted Budget

- (a) - Position becomes WRS eligible with this change so additional cost is based on full wages, not just increased wages
- (b) - Assumes that an increase in hours would not trigger a change in insurance elections.
- (c) - Within property tax levy allocation to the Library based on net new construction/ERP threshold.
- (d) - The 2022 WPPA and IAFF union contracts are not yet settled; therefore, the amounts included are from 2021.
- (e) - Assumes .5 FTE or less will not elect benefits

NP #	Dept	Description	Account Number	Expense			Funding		Mayor's Budget		Adopted Budget	
				Recurring Expense	One Time Expense	Proposed Personnel	Rates/ Fees	Property Taxes	Rates/ Fees	Property Taxes	Rates/ Fees	Property Taxes
17	PW	Reclassify Three Maintenance Workers to Lead Maintenance Workers										
		Permanent Salaries/Wages	602&100-5520& 100-5300-110			5,388						
		Overtime	602&100-5520& 100-5520-115			279						
		FICA	602&100-5520& 100-5520-131			434						
		WRS	602&100-5520& 100-5520-132			368						
		Life	602&100-5520& 100-5520-161			8						
		Disability	602&100-5520& 100-5520-162			35						
		Worker's Compensation	602&100-5520& 100-5520-572			178						
		HR - Classification	100-5143-253		250							
		Total Proposal - Year 1	6,940				2,230	4,710	-	-	-	-
18	PW	New Assistant Public Works Director										
		Permanent Salaries/Wages	Others & 100-5300-110			113,526						
		FICA	Others & 100-5300-131			8,685						
		WRS	Others & 100-5300-132			7,379						
		Health	Others & 100-5300-160			19,953						
		Life	Others & 100-5300-161			163						
		Disability	Others & 100-5300-162			400						
		Dental	Others & 100-5300-163			1,332						
		Uniforms & Protective Gear	Others & 100-5300-323	250	450							
		Publications, Dues, & Subscrip	Others & 100-5300-320	100								
		Training	Others & 100-5300-325	1,000								
		Equipment Expense	Others & 100-5300-355	100								
		Computer Equipment & Licenses	Others & 100-5300-570	700	2,500							
		Desk Phone	Others & 100-5300-570	50	500							
		Cell Phone	Others & 100-5300-570	480	500							
		Worker's Compensation	Others & 100-5300-572			3,566						
		HR - Recruitment	100-5143-253		360							
		Finance - Payroll Costs	100-5152-245	125								
		Engineering Charges to Others	100-4631-100			(10,000)						
		Total Proposal - Year 1	152,119				106,679	45,440	106,679	45,440	106,679	45,440

City of Fitchburg
2022 New Proposals
Adopted Budget

- (a) - Position becomes WRS eligible with this change so additional cost is based on full wages, not just increased wages
- (b) - Assumes that an increase in hours would not trigger a change in insurance elections.
- (c) - Within property tax levy allocation to the Library based on net new construction/ERP threshold.
- (d) - The 2022 WPPA and IAFF union contracts are not yet settled; therefore, the amounts included are from 2021.
- (e) - Assumes .5 FTE or less will not elect benefits

NP #	Dept	Description	Account Number	Expense			Funding		Mayor's Budget		Adopted Budget	
				Recurring Expense	One Time Expense	Proposed Personnel	Rates/ Fees	Property Taxes	Rates/ Fees	Property Taxes	Rates/ Fees	Property Taxes
19	Senior	Additional Social Worker										
		Permanent Salaries/Wages	100-5210 & 100-5460-110			54,246						
		FICA	100-5210 & 100-5460-131			4,150						
		WRS	100-5210 & 100-5460-132			3,526						
		Health	100-5210 & 100-5460-160			19,953						
		Life	100-5210 & 100-5460-161			78						
		Disability	100-5210 & 100-5460-162			336						
		Dental	100-5210 & 100-5460-163			1,332						
		Training	100-5210 & 100-5460-325	400								
		Mileage	100-5210 & 100-5460-330	115								
		Equipment Expense	100-5210 & 100-5460-355		4,125							
		Computer Equipment & Licenses	100-5210 & 100-5460-570	700	2,500							
		Desk Phone	100-5210 & 100-5460-570	50	500							
		Worker's Compensation	100-5210 & 100-5460-572			1,704						
		HR - Recruitment	100-5143-250		110							
		Finance - Payroll Costs	100-5152-245	125								
		Senior Center Friends Donations	100-4850-000		(1,430)							
		Total Proposal - Year 1		92,520			-	92,520	-	92,520	-	92,520
20	Parks	Add Hours to Urban Forester/Naturalist (.6 to .8 FTE)										
		Permanent Salaries/Wages	100-5520-110			15,633						
		FICA	100-5520-131			1,196						
		WRS	100-5520-132			1,016						
		Health	100-5520-160			4,467						
		Life	100-5520-161			23						
		Disability	100-5520-162			97						
		Dental	100-5520-163			266						
		Worker's Compensation	100-5520-572			491						
		Total Proposal - Year 1		23,189			-	23,189	-	-	-	23,189

City of Fitchburg
2022 New Proposals
Adopted Budget

- (a) - Position becomes WRS eligible with this change so additional cost is based on full wages, not just increased wages
- (b) - Assumes that an increase in hours would not trigger a change in insurance elections.
- (c) - Within property tax levy allocation to the Library based on net new construction/ERP threshold.
- (d) - The 2022 WPPA and IAFF union contracts are not yet settled; therefore, the amounts included are from 2021.
- (e) - Assumes .5 FTE or less will not elect benefits

NP #	Dept	Description	Account Number	Expense			Funding		Mayor's Budget		Adopted Budget	
				Recurring Expense	One Time Expense	Proposed Personnel	Rates/ Fees	Property Taxes	Rates/ Fees	Property Taxes	Rates/ Fees	Property Taxes
21	Parks	Additional Parks Maintenance Worker										
		Permanent Salaries/Wages	100-5520-110			41,891						
		Overtime	100-5520-115			2,175						
		FICA	100-5520-131			3,371						
		WRS	100-5520-132			2,864						
		Health	100-5520-160			19,953						
		Life	100-5520-161			63						
		Disability	100-5520-162			273						
		Dental	100-5520-163			1,332						
		Uniforms & Protective Gear	100-5520-323	900	900							
		Training	100-5520-325	250								
		Computer Equipment & Licenses	100-5520-570	500	500							
		Cell Phone	100-5520-570	480	500							
		Worker's Compensation	100-5520-572			1,384						
		HR - Recruitment	100-5143-250		160							
		Finance - Payroll Costs	100-5152-245	125								
		Total Proposal - Year 1		77,621				-	77,621	-	-	-
22	FACTV	Reclassification from Cable Op 3 (LTE) to Media Production Assistant (5 FTE)										
		Permanent Salaries/Wages	207-5570-110			23,026						
		LTE/Seasonal Wages	207-5570-120			(15,705)						
		FICA	207-5570-131			560						
		WRS	207-5570-132			476						
		Health (e)	207-5570-160			-						
		Life	207-5570-161			11						
		Disability	207-5570-162			45						
		Dental (e)	207-5570-163			-						
		Worker's Compensation	207-5570-572			230						
		HR - Classification	207-5570-290		250							
		Total Proposal - Year 1		8,893				-	8,893	-	8,893	8,893

City of Fitchburg
2022 New Proposals
Adopted Budget

- (a) - Position becomes WRS eligible with this change so additional cost is based on full wages, not just increased wages
- (b) - Assumes that an increase in hours would not trigger a change in insurance elections.
- (c) - Within property tax levy allocation to the Library based on net new construction/ERP threshold.
- (d) - The 2022 WPPA and IAFF union contracts are not yet settled; therefore, the amounts included are from 2021.
- (e) - Assumes .5 FTE or less will not elect benefits

NP	#	Dept	Description	Account Number	Expense			Funding		Mayor's Budget		Adopted Budget	
					Recurring Expense	One Time Expense	Proposed Personnel	Rates/ Fees	Property Taxes	Rates/ Fees	Property Taxes	Rates/ Fees	Property Taxes
23		Library	Combine 2 Part-Time (.5 FTE each) Custodian Positions Into 1 Full-Time (1.0 FTE) Position										
			Permanent Salaries/Wages	250-5511-110			6,630						
			FICA	250-5511-131			524						
			WRS (a)	250-5511-132			3,115						
			Longevity	250-5511-135			225						
			Health (a)	250-5511-160			19,953						
			Life (a)	250-5511-161			69						
			Disability	250-5511-162			297						
			Dental (a)	250-5511-163			1,332						
			Uniforms & Protective Gear	250-5511-323	-	150							
			Worker's Compensation	250-5511-572			215						
			Finance - Payroll Costs	100-5152-245	(125)								
			Total Proposal - Year 1					-	32,385	-	32,385	-	32,385
26		PW	Additional Stormwater Project Engineer										
			Permanent Salaries/Wages	604-5920-110			70,762						
			FICA	604-5920-131			5,413						
			WRS	604-5920-132			4,600						
			Health	604-5920-160			19,953						
			Life	604-5920-161			102						
			Disability	604-5920-162			400						
			Dental	604-5920-163			1,332						
			Uniforms & Protective Gear	604-5926-323	250	450							
			Publications, Dues, & Subscrip	604-5930-320	100								
			Training	604-5930-325	1,000								
			Equipment Expense	604-5601-355	100								
			Computer Equipment & Licenses	604-5930-570	700	2,500							
			Desk Phone	604-5930-570	50	500							
			Cell Phone	604-5930-570	480	500							
			Worker's Compensation	604-5925-572			2,223						
			HR - Recruitment	604-5930-345		160							
			Finance - Payroll Costs	100-5152-245	125					(.5 FTE Included)		(.5 FTE Included)	
			Total Proposal - Year 1					111,575	125	48,541	125	48,541	125

City of Fitchburg
2022 New Proposals
Adopted Budget

- (a) - Position becomes WRS eligible with this change so additional cost is based on full wages, not just increased wages
- (b) - Assumes that an increase in hours would not trigger a change in insurance elections.
- (c) - Within property tax levy allocation to the Library based on net new construction/ERP threshold.
- (d) - The 2022 WPPA and IAFF union contracts are not yet settled; therefore, the amounts included are from 2021.
- (e) - Assumes .5 FTE or less will not elect benefits

NP #	Dept	Description	Account Number	Expense			Funding		Mayor's Budget		Adopted Budget		
				Recurring Expense	One Time Expense	Proposed Personnel	Rates/ Fees	Property Taxes	Rates/ Fees	Property Taxes	Rates/ Fees	Property Taxes	
24	IT	New GIS Coordinator											
		Permanent Salaries/Wages	700-5145-110			58,386							
		FICA	700-5145-131			4,467							
		WRS	700-5145-132			3,795							
		Health	700-5145-160			19,953							
		Life	700-5145-161			84							
		Disability	700-5145-162			362							
		Dental	700-5145-163			1,332							
		Training	700-5145-325	1,500									
		Equipment Expense	700-5145-355		50								
		Computer Equipment & Licenses	700-5145-355	700	2,500								
		Desk Phone	700-5145-355	50	500								
		Cell Phone	700-5145-363	480	500								
		Worker's Compensation	700-5145-572			100							
		HR - Recruitment	100-5143-250		470								
		Finance - Payroll Costs	100-5152-245	125									
		Total Proposal - Year 1		95,354			11,034	84,320	11,034	84,320	11,034	84,320	
GRAND TOTAL				2,219,935	45,510	152,905	2,021,520	231,518	1,988,417	166,254	840,993	166,254	886,417
Funding Source Summary													
		General Fund Property Taxes					-	1,944,454	-	797,030	-	842,454	
		Factv Fund Property Taxes					-	9,493	-	9,493	-	9,493	
		Library Fund Property Taxes					-	34,470	-	34,470	-	34,470	
		Refuse Fund User Fees					1,215	-	1,215	-	1,215	-	
		Water Fund Utility Rates					34,153	-	31,923	-	31,923	-	
		Sewer Fund Utility Rates					28,365	-	28,365	-	28,365	-	
		Stormwater Fund Utility Rates					167,785	-	104,751	-	104,751	-	
							231,518	1,988,417	166,254	840,993	166,254	886,417	

NOTICE OF PUBLIC HEARING - 2022 CITY OF FITCHBURG BUDGET - October 12, 2021

Public notice is hereby given that on October 12, 2021, the City Council of the City of Fitchburg will meet in the City Council Chambers, 5520 Lacy Rd., at 7:30 p.m. and virtually for the purpose of hearing any citizen or taxpayer comments on the Proposed Budget for 2022. A summary of the Proposed Budget is published herewith, and a copy of the complete budget is available for public inspection at the Fitchburg City Hall.

**CITY OF FITCHBURG
2022 BUDGET SUMMARY**

GENERAL FUND	AMENDED BUDGET 2021	PROPOSED 2022	Expenditure Percent Change	Levy Percent Change	2021 Rate per 1,000***	Rate Percent Change
REVENUES						
Property Taxes	\$ 16,830,691	\$ 18,330,863		8.91%	4.639	3.05%
Other Taxes	739,500	783,220				
Intergovernmental Revenues	2,798,869	3,125,934				
Regulation & Compliance	765,750	786,400				
Intergovernmental Chgs for Services	258,940	275,840				
Public Charges for Service	196,669	262,150				
Commercial Revenues	205,470	137,400				
Miscellaneous Revenues	49,500	121,930				
Other Financing Sources	166,131	75,160				
Fund Balance Applied	956,139	480,900				
TOTAL REVENUES	\$ 22,967,659	\$ 24,379,797				
EXPENDITURES						
General Government	\$ 3,674,851	\$ 3,742,281				
Public Safety	13,067,343	13,926,005				
Public Works	2,764,311	2,965,312				
Senior Services	722,940	793,932				
Culture, Rec & Education	1,624,214	1,718,488				
Planning & Development	669,382	860,529				
TOTAL EXPENDITURES	\$ 22,523,041	\$ 24,006,547	6.59%			
Other Financing Uses	444,618	373,250				
TOTAL EXPENDITURES & OFU	\$ 22,967,659	\$ 24,379,797	6.15%			

ALL FUNDS COMBINED	Fund Bal Jan. 1, 2021	Revenues	Expenditures	Est Fund Bal Jan. 1, 2022	2021	2021 (TID OUT)	Rate % Change	Total Levy % Change
					Property Tax Contribution	Rate Per \$1,000		
General Fund					\$18,330,863	4.639	3.05%	8.91%
Non Spendable	\$312,482			\$312,482				
Restricted	71,879			71,879				
Assigned	4,014,026			3,538,787				
Unassigned	7,596,874	\$22,277,588	\$22,074,875	8,274,826				
Special Revenue Funds (incl library,FACTv)	5,738,705	4,938,813	7,287,581	3,389,937	2,208,096	0.559	1.39%	7.16%
Debt Service Funds	3,349,539	9,509,869	12,594,832	264,576	4,508,620	1.141	-0.67%	4.98%
Capital Projects Funds (excl TID)	14,218,603	16,596,695	27,992,138	2,823,160	1,883,265	0.477	4.97%	10.94%
TID Capital Projects Funds	17,980,333	20,865,876	23,235,393	15,610,816				
Internal Service Fund	657,264	1,717,449	1,713,671	661,042				
Enterprise Funds	88,172,824	8,717,098	7,714,094	89,175,828				
TOTAL *	\$142,112,529	\$84,623,388	\$102,612,584	\$124,123,333	\$26,930,844	6.816	2.41%	8.23%

* Tax Incremental District information related to Property Tax Contribution not available at the time of this report.

***At the time this report was prepared, the City did not have a final assessed value. The estimated total assessed value is

\$3,951,171,300

**City of Fitchburg, WI
2022 Adopted General Fund Budget**

	2020 Prior Year Actual	2021 Current Year Budget	6/30/2021 Current Year Actual	2021 Current Year Estimate	2022 Adopted Budget	Increase/ (Decrease) '21 - '22 Bud	% Change '21 - '22 Bud
GENERAL GOVERNMENT							
MAYOR & COMMON COUNCIL ADMINISTRATOR	\$ 74,696	\$ 77,651	\$ 40,115	\$ 77,751	\$ 80,471	\$ 2,820	3.63%
MUNICIPAL COURT	\$ 286,386	\$ 309,784	\$ 178,267	\$ 333,917	\$ 326,461	\$ 16,677	5.38%
LEGAL SERVICES	\$ 165,595	\$ 184,261	\$ 79,932	\$ 184,118	\$ 191,801	\$ 7,540	4.09%
CLERK	\$ 181,120	\$ 203,805	\$ 86,471	\$ 202,477	\$ 216,760	\$ 12,955	6.36%
HR	\$ 501,642	\$ 448,803	\$ 206,048	\$ 425,017	\$ 519,386	\$ 70,583	15.73%
SUSTAINABILITY/HNI	\$ 228,663	\$ 257,716	\$ 127,858	\$ 253,349	\$ 364,246	\$ 106,530	41.34%
FINANCE & TREASURY	\$ 76,505	\$ 170,964	\$ 57,110	\$ 170,985	\$ 211,040	\$ 40,076	23.44%
ASSESSING	\$ 402,422	\$ 446,023	\$ 207,178	\$ 435,065	\$ 473,716	\$ 27,693	6.21%
BLDGS & GRNDS - SAFETY BLDG	\$ 460,073	\$ 515,045	\$ 181,839	\$ 456,395	\$ 589,103	\$ 74,058	14.38%
BLDGS & GRNDS - MAINT FACILITY	\$ 27,620	\$ 47,050	\$ 12,799	\$ 42,250	\$ 44,850	\$ (2,200)	-4.68%
BLDGS & GRNDS - NEW CITY HALL	\$ 39,542	\$ 52,265	\$ 19,655	\$ 52,235	\$ 63,560	\$ 11,295	21.61%
BLDGS & GRNDS - PD EVIDENCE	\$ 383,692	\$ 419,946	\$ 160,194	\$ 405,621	\$ 426,487	\$ 6,541	1.56%
BLDGS & GRNDS - FIRE STN #2 MRKTPLC	\$ 7,868	\$ 12,700	\$ 3,769	\$ 10,500	\$ 10,500	\$ (2,200)	-17.32%
BLDGS & GRNDS - FIRE STN #1 UPTOWN	\$ 31,045	\$ 54,500	\$ 15,104	\$ 47,700	\$ 55,500	\$ 1,000	1.83%
INTERDEPARTMENTAL OTHER	\$ 41,740	\$ 51,250	\$ 14,334	\$ 47,700	\$ 56,450	\$ 5,200	10.15%
TOTAL GENERAL GOVERNMENT	\$ 3,082,080	\$ 3,442,513	\$ 1,492,164	\$ 3,353,330	\$ 3,773,831	\$ 331,318	9.62%
PUBLIC SAFETY							
LAW ENFORCEMENT	\$ 8,111,981	\$ 8,558,128	\$ 3,909,463	\$ 8,268,432	\$ 8,971,103	\$ 412,975	4.83%
FIRE DEPARTMENT	\$ 2,839,188	\$ 3,156,817	\$ 1,300,151	\$ 3,102,257	\$ 3,404,212	\$ 247,395	7.84%
BUILDING INSPECTION	\$ 371,991	\$ 396,361	\$ 183,786	\$ 394,000	\$ 423,728	\$ 27,367	6.90%
OTHER PUBLIC SAFETY	\$ 880,932	\$ 947,747	\$ 775,319	\$ 947,447	\$ 1,159,221	\$ 211,474	22.31%
TOTAL PUBLIC SAFETY	\$ 12,204,092	\$ 13,059,053	\$ 6,168,719	\$ 12,712,136	\$ 13,958,264	\$ 899,211	6.89%
PUBLIC WORKS							
PUBLIC WORKS	\$ 1,751,141	\$ 2,132,763	\$ 860,839	\$ 2,105,481	\$ 2,355,312	\$ 222,549	10.43%
MASS TRANSIT	\$ 502,655	\$ 502,655	\$ 125,500	\$ 502,655	\$ 620,000	\$ 117,345	23.35%
TOTAL PUBLIC WORKS	\$ 2,253,796	\$ 2,635,418	\$ 986,339	\$ 2,608,136	\$ 2,975,312	\$ 339,894	12.90%
HUMAN SERVICES							
SENIOR CITIZENS PROGRAMS	\$ 662,932	\$ 722,940	\$ 314,289	\$ 698,394	\$ 793,932	\$ 70,992	9.82%
CULTURE, RECREATION & EDUCATION							
COMMUNITY CENTER	\$ 63,179	\$ 104,242	\$ 19,742	\$ 99,131	\$ 109,596	\$ 5,354	5.14%
PARKS	\$ 1,144,257	\$ 1,189,796	\$ 521,177	\$ 1,172,958	\$ 1,286,311	\$ 96,515	8.11%
RECREATION & LEISURE	\$ 211,908	\$ 330,176	\$ 93,920	\$ 331,089	\$ 345,770	\$ 15,594	4.72%
TOTAL CULTURE, RECREATION & EDUCATION	\$ 1,419,344	\$ 1,624,214	\$ 634,839	\$ 1,603,178	\$ 1,741,677	\$ 117,463	7.23%
COMMUNITY DEVELOPMENT							
ZONING & PLANNING	\$ 331,904	\$ 379,164	\$ 156,011	\$ 377,847	\$ 404,397	\$ 25,233	6.65%
ECONOMIC DEVELOPMENT	\$ 271,281	\$ 290,218	\$ 117,200	\$ 277,236	\$ 306,132	\$ 15,914	5.48%
TOTAL COMMUNITY DEVELOPMENT	\$ 603,185	\$ 669,382	\$ 273,211	\$ 655,083	\$ 710,529	\$ 41,147	6.15%
GENERAL FUND OPERATING	\$ 20,225,429	\$ 22,153,520	\$ 9,869,561	\$ 21,630,257	\$ 23,953,545	\$ 1,800,025	8.13%
TRANSFERS TO OTHER FUNDS							
OTHER TRANS TO FUND 400	\$ 388,039	\$ 444,618	\$ -	\$ 444,618	\$ 540,766	\$ 96,148	21.62%
TOTAL TRANSFERS TO OTHER FUNDS	\$ 388,039	\$ 444,618	\$ -	\$ 444,618	\$ 540,766	\$ 96,148	21.62%
TOTAL GENERAL FUND	\$ 20,613,468	\$ 22,598,138	\$ 9,869,561	\$ 22,074,875	\$ 24,494,311	\$ 1,896,173	8.39%

City of Fitchburg
 General Fund #100
 2022 Operating Budget

Acct #	Account Name	2020 Actual	2021 Adopted Budget	06/2021 YTD Actual	2021 Estimate	2022 Budget Request	Revisions Thru Adoption	2022 Adopted Budget	Budget Change	
100-4111-000	LOCAL PROPERTY TAXES	\$ 15,987,574	\$ 16,830,691	\$ 16,830,691	\$ 16,830,691	\$ 17,596,414	\$ 756,447	\$ 18,352,861	\$ 1,522,170	9.0%
100-4111-999	BAD DEBT EXPENSE - DEL PP TAX	\$ (2,847)	\$ (10,000)	\$ -	\$ (10,000)	\$ (10,000)	\$ -	\$ (10,000)	\$ -	0.0%
100-4114-000	MOBILE HOME/MISC TAXES	\$ 3,093	\$ 3,000	\$ 1,935	\$ 3,000	\$ 3,000	\$ -	\$ 3,000	\$ -	0.0%
100-4121-000	HOTEL ROOM TAX - GENERAL FUND	\$ 13,968	\$ 17,500	\$ 2,475	\$ 17,500	\$ 25,740	\$ -	\$ 25,740	\$ 8,240	47.1%
100-4131-000	TAX EQUIVALENT-UTILITY	\$ 762,614	\$ 725,000	\$ 381,308	\$ 762,614	\$ 760,480	\$ -	\$ 760,480	\$ 35,480	4.9%
100-4180-000	INTEREST ON DELINQUENT PP TAX	\$ 4,256	\$ 4,000	\$ 1,668	\$ 4,000	\$ 4,000	\$ -	\$ 4,000	\$ -	0.0%
100-4180-100	USE VALUE PENALTIES-CITY SHARE	\$ 88,557	\$ -	\$ 22,253	\$ 71,370	\$ -	\$ -	\$ -	\$ -	100.0%
100-4180-200	INTEREST ON DELINQ ROOM TAX	\$ 25	\$ -	\$ -	\$ -	\$ -	\$ -	\$ -	\$ -	100.0%
	Taxes and Tax Equivalents Total	\$ 16,857,240	\$ 17,570,191	\$ 17,240,330	\$ 17,679,175	\$ 18,379,634	\$ 756,447	\$ 19,136,081	\$ 1,565,890	8.9%
100-4200-000	SPECIAL ASSESS INSTALLMENTS	\$ -	\$ -	\$ -	\$ -	\$ -	\$ -	\$ -	\$ -	100.0%
100-4321-500	OTHER FED LAW ENFORCE GRANT	\$ 6,586	\$ -	\$ -	\$ -	\$ -	\$ -	\$ -	\$ -	100.0%
100-4329-100	OTHER FED GRANT	\$ 437,273	\$ -	\$ -	\$ -	\$ -	\$ -	\$ -	\$ -	100.0%
100-4330-000	FEDERAL LAND AIDS	\$ 1,718	\$ 1,600	\$ 1,614	\$ 1,614	\$ 1,600	\$ -	\$ 1,600	\$ -	0.0%
100-4341-000	STATE SHARED REVENUES	\$ 496,816	\$ 491,915	\$ -	\$ 491,915	\$ 647,915	\$ -	\$ 647,915	\$ 156,000	31.7%
100-4342-000	FIRE INSURANCE TAXES (2% DUES)	\$ 133,050	\$ 126,590	\$ -	\$ 145,284	\$ 145,284	\$ -	\$ 145,284	\$ 18,694	14.8%
100-4351-400	STATE GRANT POLICE	\$ 128,474	\$ 121,434	\$ 37,863	\$ 121,434	\$ -	\$ -	\$ -	\$ (121,434)	-100.0%
100-4353-000	STATE HIGHWAY AIDS	\$ 1,584,571	\$ 1,592,775	\$ 795,344	\$ 1,590,688	\$ 1,829,290	\$ -	\$ 1,829,290	\$ 236,515	14.8%
100-4354-000	EXEMPT COMPUTER AID	\$ 213,078	\$ 213,078	\$ -	\$ 213,078	\$ -	\$ -	\$ 213,078	\$ -	0.0%
100-4359-000	EXEMPT PERSONAL PROPERTY AID	\$ 80,728	\$ 53,200	\$ 53,200	\$ 53,200	\$ 80,725	\$ -	\$ 80,725	\$ 27,525	51.7%
100-4361-000	PAYMENTS FOR MUNICIPAL SERVICE	\$ 68,991	\$ 60,000	\$ -	\$ 60,000	\$ 60,000	\$ -	\$ 60,000	\$ -	0.0%
100-4362-000	STATE LAND AIDS	\$ 30,785	\$ 30,000	\$ 33,251	\$ 33,250	\$ 33,250	\$ -	\$ 33,250	\$ 3,250	10.8%
100-4374-000	SENIOR REIMBURSEMENTS-COUNTY	\$ 69,700	\$ 87,685	\$ 23,867	\$ 92,200	\$ 92,200	\$ -	\$ 92,200	\$ 4,515	5.1%
100-4376-000	OTHER POLICE GRANTS	\$ 2,661	\$ -	\$ 437	\$ 2,500	\$ -	\$ -	\$ -	\$ -	100.0%
100-4377-100	MISC COUNTY GRANTS	\$ 12,164	\$ 20,592	\$ 20,592	\$ 22,592	\$ 22,592	\$ -	\$ 22,592	\$ 2,000	9.7%
	Intergovernmental Revenues Total	\$ 3,266,595	\$ 2,798,869	\$ 966,168	\$ 2,827,758	\$ 3,125,934	\$ -	\$ 3,125,934	\$ 327,065	11.7%
100-4410-000	BUSINESS & OCCUPATIONAL LIC	\$ 41,369	\$ 60,000	\$ 40,349	\$ 44,410	\$ 45,000	\$ -	\$ 45,000	\$ (15,000)	-25.0%
100-4420-000	NON BUSINESS LICENSES	\$ 9,392	\$ 11,000	\$ 8,206	\$ 11,350	\$ 12,000	\$ -	\$ 12,000	\$ 1,000	9.1%
100-4430-000	BLDG PERMIT & INSPECTION FEES	\$ 562,345	\$ 360,000	\$ 411,629	\$ 500,000	\$ 370,000	\$ -	\$ 370,000	\$ 10,000	2.8%
100-4440-000	ZONING PERMITS & FEES	\$ 260,682	\$ 170,000	\$ 156,061	\$ 170,000	\$ 170,000	\$ -	\$ 170,000	\$ -	0.0%
100-4490-000	OTHER REGULATION & COMPLIANCE License & Permits Total	\$ 34,435	\$ 20,000	\$ 17,977	\$ 32,750	\$ 35,000	\$ -	\$ 35,000	\$ 15,000	75.0%
100-4510-000	LAW & ORDINANCE VIOLATIONS	\$ 149,847	\$ 144,750	\$ 117,149	\$ 169,300	\$ 154,400	\$ -	\$ 154,400	\$ 9,650	6.7%
100-4510-100	YEAR END RECEIVABLE ADJUSTMENT	\$ (26,712)	\$ -	\$ -	\$ -	\$ -	\$ -	\$ -	\$ -	100.0%
	Fines, Forfeits, & Penalties Total	\$ 123,135	\$ 144,750	\$ 117,149	\$ 169,300	\$ 154,400	\$ -	\$ 154,400	\$ 9,650	6.7%
100-4610-100	GENERAL GOVERNMENT CHARGES	\$ 34,905	\$ 18,000	\$ 17,655	\$ 22,000	\$ 18,000	\$ -	\$ 18,000	\$ -	0.0%
100-4621-100	PUBLIC SAFETY CHARGES	\$ 3,969	\$ 5,500	\$ 1,952	\$ 3,500	\$ 4,000	\$ -	\$ 4,000	\$ (1,500)	-27.3%
100-4631-100	ENGINEERING CHARGES TO OTHERS	\$ 13,456	\$ 5,000	\$ 12,760	\$ 13,000	\$ 5,000	\$ 10,000	\$ 15,000	\$ 10,000	200.0%
100-4672-100	RECREATION FEES	\$ 21,457	\$ 165,000	\$ 48,395	\$ 85,000	\$ 135,000	\$ -	\$ 135,000	\$ (30,000)	-18.2%
100-4672-200	PARK SHELTER RENTAL FEES	\$ 9,757	\$ 58,000	\$ 37,027	\$ 75,000	\$ 50,000	\$ -	\$ 50,000	\$ (8,000)	-13.8%
100-4672-300	SENIOR PROGRAM FEES	\$ 13,280	\$ 36,540	\$ 6,557	\$ 14,000	\$ 40,000	\$ -	\$ 40,000	\$ 3,460	9.5%
100-4672-301	SENIOR ROOM FEES	\$ 574	\$ 1,400	\$ (249)	\$ 400	\$ -	\$ -	\$ -	\$ (1,400)	-100.0%
100-4690-000	OTHER PUBLIC CHGS FOR SERVICE	\$ 841	\$ 200	\$ 107	\$ 310	\$ 150	\$ -	\$ 150	\$ (50)	-25.0%
	Public Charges for Services Total	\$ 98,239	\$ 289,640	\$ 124,204	\$ 213,210	\$ 252,150	\$ 10,000	\$ 262,150	\$ (27,490)	-9.5%
100-4730-102	DANECOM REIMBURSEMENT	\$ 12,540	\$ 12,540	\$ -	\$ 12,540	\$ 12,540	\$ -	\$ 12,540	\$ -	0.0%
100-4740-100	ADMIN CHARGES TO UTILITIES	\$ 88,100	\$ 98,900	\$ 49,450	\$ 98,900	\$ 107,600	\$ -	\$ 107,600	\$ 8,700	8.8%
100-4740-207	ADMIN FEE-CABLE	\$ 20,100	\$ 21,100	\$ 13,050	\$ 21,100	\$ 21,900	\$ -	\$ 21,900	\$ 800	3.8%
100-4740-250	ADMINISTRATIVE CHGS TO LIBRARY	\$ 119,900	\$ 126,400	\$ 126,400	\$ 126,400	\$ 133,800	\$ -	\$ 133,800	\$ 7,400	5.9%
	Intergov't Charges for Service Total	\$ 240,640	\$ 258,940	\$ 188,900	\$ 258,940	\$ 275,840	\$ -	\$ 275,840	\$ 16,900	6.5%
100-4810-100	INTEREST ON TEMP INVESTMENTS	\$ 145,145	\$ 150,000	\$ 67,549	\$ 125,000	\$ 100,000	\$ -	\$ 100,000	\$ (50,000)	-33.3%
100-4810-101	INTEREST ON INTERNAL ADVANCE	\$ 12,542	\$ -	\$ -	\$ -	\$ -	\$ -	\$ -	\$ -	100.0%
100-4810-102	ADJ INVEST TO MARKET	\$ 21,308	\$ -	\$ -	\$ -	\$ -	\$ -	\$ -	\$ -	100.0%
100-4810-103	MCF Endowment Investmnet Earn	\$ 4,932	\$ -	\$ -	\$ -	\$ -	\$ -	\$ -	\$ -	100.0%
100-4810-200	INTEREST ON DELINQ S/A & ACCTS	\$ 457	\$ 25	\$ 421	\$ 450	\$ 400	\$ -	\$ 400	\$ 375	1500.0%
100-4810-300	OTHER INTEREST REVENUE	\$ 1,147	\$ -	\$ -	\$ -	\$ -	\$ -	\$ -	\$ -	100.0%
100-4820-200	BUILDING RENTALS	\$ 17,617	\$ 37,245	\$ 17,074	\$ 19,000	\$ 19,000	\$ -	\$ 19,000	\$ (18,245)	-49.0%
100-4830-200	SR SUBSCRIPTIONS & AD SALES	\$ 1,226	\$ 2,200	\$ 1,759	\$ 1,800	\$ 2,000	\$ -	\$ 2,000	\$ (200)	-9.1%
100-4830-500	MAINT FACILITY REIMB UD#1	\$ 3,386	\$ 1,000	\$ -	\$ 1,000	\$ 1,000	\$ -	\$ 1,000	\$ -	0.0%
100-4830-600	SUD REIMBURSEMENT FOR HWY WORK	\$ -	\$ 15,000	\$ -	\$ 15,000	\$ 15,000	\$ -	\$ 15,000	\$ -	0.0%
	Commercial Revenues Total	\$ 207,760	\$ 205,470	\$ 86,803	\$ 162,250	\$ 137,400	\$ -	\$ 137,400	\$ (68,070)	-33.1%
100-4850-000	DONATIONS	\$ 28,409	\$ 22,000	\$ 3,037	\$ 15,800	\$ 20,000	\$ 1,430	\$ 21,430	\$ (570)	-2.6%
100-4860-000	PCARD REBATE	\$ 18,694	\$ 20,000	\$ 13,346	\$ 20,000	\$ 20,000	\$ -	\$ 20,000	\$ -	0.0%
100-4890-000	MISCELLANEOUS INCOME	\$ 3,761	\$ 500	\$ 1,288	\$ 1,500	\$ 500	\$ -	\$ 500	\$ -	0.0%
100-4890-100	WORKER'S COMP REIMBURSEMENT	\$ 8,036	\$ -	\$ 504	\$ 505	\$ -	\$ -	\$ -	\$ -	100.0%
100-4890-300	WPROA TICKET COMMISSION	\$ -	\$ -	\$ 10	\$ 10	\$ -	\$ -	\$ -	\$ -	100.0%
100-4890-500	INSURANCE RECOVERIES	\$ 2,396	\$ -	\$ -	\$ -	\$ -	\$ -	\$ -	\$ -	100.0%
100-4890-550	ACCIDENT RECOVERIES	\$ 17,967	\$ 5,000	\$ 1,883	\$ 2,500	\$ 5,000	\$ -	\$ 5,000	\$ -	0.0%
100-4890-600	SALE OF FIXED ASSETS	\$ 3,696	\$ 2,000	\$ 1,086	\$ 2,000	\$ -	\$ -	\$ -	\$ (2,000)	-100.0%
	Miscellaneous Revenues Total	\$ 82,959	\$ 49,500	\$ 21,154	\$ 42,315	\$ 45,500	\$ 1,430	\$ 46,930	\$ (2,570)	-5.2%
100-4922-225	TRANSFER FROM CEDA	\$ 51,405	\$ 53,160	\$ 26,580	\$ 53,160	\$ 55,160	\$ -	\$ 55,160	\$ 2,000	3.8%
100-4922-300	TRANSFER BRUSH COLLECTION REIM	\$ 20,000	\$ 20,000	\$ 10,000	\$ 20,000	\$ 20,000	\$ -	\$ 20,000	\$ -	0.0%
100-4924-000	TRANSFER FROM CAP PROJ	\$ -	\$ -	\$ 92,971	\$ 92,971	\$ -	\$ -	\$ -	\$ -	100.0%
100-4930-100	FUND BAL APPLIED	\$ -	\$ 586,618	\$ -	\$ 586,618	\$ 480,900	\$ 167,516	\$ 648,416	\$ 61,798	10.5%
	Other Financing Sources Total	\$ 71,405	\$ 659,778	\$ 129,551	\$ 752,749	\$ 556,060	\$ 167,516	\$ 723,576	\$ 63,798	9.7%
	Total Revenues & Other Financing Sources	\$ 21,856,196	\$ 22,598,138	\$ 19,508,481	\$ 22,864,206	\$ 23,558,918	\$ 935,393	\$ 24,494,311	\$ 1,896,173	8.4%

City of Fitchburg
General Fund #100
2022 Operating Budget

Acct #	Account Name	2020 Actual	2021 Adopted Budget	06/2021 YTD Actual	2021 Estimate	2022 Budget Request	Revisions Thru Adoption	2022 Adopted Budget	Budget Change
100-5110-110	SALARIES & WAGES - MAYOR & CC	\$ 50,112	\$ 50,500	\$ 21,769	\$ 50,500	\$ 50,500	\$ -	\$ 50,500	\$ - 0.0%
100-5110-131	FICA	\$ 3,834	\$ 3,863	\$ 1,665	\$ 3,863	\$ 3,863	\$ -	\$ 3,863	\$ - 0.0%
100-5110-132	WRS	\$ -	\$ 675	\$ -	\$ 675	\$ 650	\$ -	\$ 650	\$ (25) -3.7%
100-5110-161	LIFE INS	\$ -	\$ 8	\$ -	\$ 8	\$ 8	\$ -	\$ 8	\$ - 0.0%
	Personnel Costs Total	\$ 53,946	\$ 55,046	\$ 23,434	\$ 55,046	\$ 55,021	\$ -	\$ 55,021	\$ (25) 0.0%
100-5110-310	OFFICE SUPPLIES & POSTAGE	\$ 217	\$ 200	\$ 50	\$ 200	\$ 200	\$ -	\$ 200	\$ - 0.0%
100-5110-320	PUBLICATIONS, DUES & SUBSCRIPT	\$ 13,273	\$ 12,900	\$ 12,988	\$ 13,000	\$ 14,545	\$ -	\$ 14,545	\$ 1,645 12.8%
100-5110-325	TRAINING & TRAVEL	\$ 265	\$ 1,500	\$ 200	\$ 1,500	\$ 1,500	\$ -	\$ 1,500	\$ - 0.0%
100-5110-330	VEHICLE USE REIMBURSEMENT	\$ -	\$ 110	\$ -	\$ 110	\$ 110	\$ -	\$ 110	\$ - 0.0%
100-5110-340	OPERATING MATERIALS & SUPPLIES	\$ 205	\$ 1,050	\$ 19	\$ 1,050	\$ 1,050	\$ -	\$ 1,050	\$ - 0.0%
	Operating Exp Total	\$ 13,960	\$ 15,760	\$ 13,257	\$ 15,860	\$ 17,405	\$ -	\$ 17,405	\$ 1,645 10.4%
100-5110-570	IT OPERATING ISF ALLOCATION	\$ 6,100	\$ 6,045	\$ 3,023	\$ 6,045	\$ 7,130	\$ 70	\$ 7,200	\$ 1,155 19.1%
100-5110-572	INSURANCE ISF ALLOCATION	\$ 420	\$ 525	\$ 263	\$ 525	\$ 570	\$ -	\$ 570	\$ 45 8.6%
100-5110-573	IT CAPITAL ISF ALLOCATION	\$ 270	\$ 275	\$ 138	\$ 275	\$ 275	\$ -	\$ 275	\$ - 0.0%
	Fixed Charges Total	\$ 6,790	\$ 6,845	\$ 3,424	\$ 6,845	\$ 7,975	\$ 70	\$ 8,045	\$ 1,200 17.5%
	Mayor & Council Total	\$ 74,696	\$ 77,651	\$ 40,115	\$ 77,751	\$ 80,401	\$ 70	\$ 80,471	\$ 2,820 3.6%
100-5115-110	SALARIES & WAGES-ADMIN	\$ 210,430	\$ 219,703	\$ 148,375	\$ 238,592	\$ 220,409	\$ 1,682	\$ 222,091	\$ 2,388 1.1%
100-5115-115	OVERTIME	\$ 178	\$ -	\$ -	\$ -	\$ -	\$ -	\$ -	\$ - 100.0%
100-5115-120	PT/LTE/SEASONAL	\$ -	\$ 9,400	\$ -	\$ 9,400	\$ 9,400	\$ -	\$ 9,400	\$ - 0.0%
100-5115-131	FICA	\$ 14,870	\$ 17,526	\$ 11,251	\$ 18,982	\$ 17,656	\$ 129	\$ 17,785	\$ 259 1.5%
100-5115-132	WRS	\$ 13,645	\$ 14,830	\$ 4,742	\$ 16,114	\$ 14,391	\$ 109	\$ 14,500	\$ (330) -2.2%
100-5115-135	LONGEVITY	\$ -	\$ -	\$ -	\$ 141	\$ 990	\$ -	\$ 990	\$ 990 100.0%
100-5115-160	HEALTH INS	\$ 17,771	\$ 19,411	\$ 4,291	\$ 22,827	\$ 19,953	\$ -	\$ 19,953	\$ 542 2.8%
100-5115-161	LIFE INS	\$ 602	\$ 1,028	\$ 189	\$ 1,059	\$ 1,036	\$ 8	\$ 1,044	\$ 16 1.6%
100-5115-162	DISABILITY INS	\$ -	\$ 793	\$ -	\$ -	\$ 800	\$ -	\$ 800	\$ 7 0.9%
100-5115-163	DENTAL INS	\$ 2,410	\$ 2,663	\$ 803	\$ 2,752	\$ 2,663	\$ -	\$ 2,663	\$ - 0.0%
	Personnel Costs Total	\$ 259,906	\$ 285,354	\$ 169,651	\$ 309,867	\$ 287,298	\$ 1,928	\$ 289,226	\$ 3,872 1.4%
100-5115-210	PROFESSIONAL SERVICES	\$ 5,000	\$ -	\$ -	\$ -	\$ -	\$ -	\$ -	\$ - 100.0%
100-5115-245	COMPUTER RELATED REP & MAINT	\$ 119	\$ -	\$ -	\$ -	\$ 120	\$ -	\$ 120	\$ 120 100.0%
	Contractual Services Total	\$ 5,119	\$ -	\$ -	\$ -	\$ 120	\$ -	\$ 120	\$ 120 100.0%
100-5115-310	OFFICE SUPPLIES & POSTAGE	\$ 72	\$ 200	\$ 162	\$ 200	\$ 200	\$ -	\$ 200	\$ - 0.0%
100-5115-320	PUBLICATIONS, DUES & SUBSCRIPT	\$ 1,379	\$ 1,300	\$ 5	\$ 1,500	\$ 1,500	\$ -	\$ 1,500	\$ 200 15.4%
100-5115-325	TRAINING & TRAVEL	\$ 1,163	\$ 2,100	\$ -	\$ 2,100	\$ 5,600	\$ -	\$ 5,600	\$ 3,500 166.7%
100-5115-330	VEHICLE USE REIMBURSEMENT	\$ 448	\$ 1,740	\$ -	\$ 1,160	\$ 1,160	\$ -	\$ 1,160	\$ (580) -33.3%
100-5115-340	OPERATING MATERIALS & SUPP	\$ 164	\$ 300	\$ 104	\$ 300	\$ 300	\$ -	\$ 300	\$ - 0.0%
100-5115-345	PUBLIC INFORMATION & EDUCATION	\$ 4,200	\$ 4,200	\$ 1,050	\$ 4,200	\$ 11,700	\$ -	\$ 11,700	\$ 7,500 178.6%
	Operating Exp Total	\$ 7,426	\$ 9,840	\$ 1,321	\$ 9,460	\$ 20,460	\$ -	\$ 20,460	\$ 10,620 107.9%
100-5115-570	IT OPERATING ISF ALLOCATION	\$ 11,540	\$ 11,690	\$ 5,845	\$ 11,690	\$ 13,295	\$ 215	\$ 13,510	\$ 1,820 15.6%
100-5115-572	INSURANCE ISF ALLOCATION	\$ 1,585	\$ 2,080	\$ 1,040	\$ 2,080	\$ 2,320	\$ -	\$ 2,320	\$ 240 11.5%
100-5115-573	IT CAPITAL ISF ALLOCATION	\$ 810	\$ 820	\$ 410	\$ 820	\$ 825	\$ -	\$ 825	\$ 5 0.6%
	Fixed Charges Total	\$ 13,935	\$ 14,590	\$ 7,295	\$ 14,590	\$ 16,440	\$ 215	\$ 16,655	\$ 2,065 14.2%
	Admin Total	\$ 286,386	\$ 309,784	\$ 178,267	\$ 333,917	\$ 324,318	\$ 2,143	\$ 326,461	\$ 16,677 5.4%
100-5120-110	SALARIES & WAGES - MUN COURT	\$ 113,818	\$ 116,141	\$ 51,780	\$ 116,420	\$ 120,531	\$ -	\$ 120,531	\$ 4,390 3.8%
100-5120-120	PT/LTE/SEASONAL WAGES	\$ 1,615	\$ 4,860	\$ 61	\$ 4,860	\$ 4,860	\$ -	\$ 4,860	\$ - 0.0%
100-5120-131	FICA	\$ 8,604	\$ 9,308	\$ 3,844	\$ 9,330	\$ 9,647	\$ -	\$ 9,647	\$ 339 3.6%
100-5120-132	WRS	\$ 4,810	\$ 4,886	\$ 2,145	\$ 4,904	\$ 4,915	\$ -	\$ 4,915	\$ 29 0.6%
100-5120-135	LONGEVITY BENEFIT	\$ 630	\$ 675	\$ 675	\$ 675	\$ 720	\$ -	\$ 720	\$ 45 6.7%
100-5120-160	HEALTH INS	\$ 18,096	\$ 19,411	\$ 9,705	\$ 19,411	\$ 19,953	\$ -	\$ 19,953	\$ 542 2.8%
100-5120-161	LIFE INS	\$ 76	\$ 104	\$ 39	\$ 105	\$ 109	\$ -	\$ 109	\$ 5 4.8%
100-5120-162	DISABILITY INS	\$ -	\$ 400	\$ -	\$ -	\$ 400	\$ -	\$ 400	\$ - 0.0%
100-5120-163	DENTAL INS	\$ 1,218	\$ 1,331	\$ 634	\$ 1,268	\$ 1,331	\$ -	\$ 1,331	\$ - 0.0%
	Personnel Costs Total	\$ 148,867	\$ 157,116	\$ 68,883	\$ 156,973	\$ 162,466	\$ -	\$ 162,466	\$ 5,350 3.4%
100-5120-245	COMPUTER RELATED REP & MAINT	\$ -	\$ 400	\$ -	\$ 400	\$ 400	\$ -	\$ 400	\$ - 0.0%
100-5120-290	OTHER CONTRACTUAL SERVICES	\$ 268	\$ 2,000	\$ 240	\$ 2,000	\$ 2,000	\$ -	\$ 2,000	\$ - 0.0%
	Contractual Services Total	\$ 268	\$ 2,400	\$ 240	\$ 2,400	\$ 2,400	\$ -	\$ 2,400	\$ - 0.0%
100-5120-310	OFFICE SUPPLIES & POSTAGE	\$ 1,079	\$ 3,400	\$ 1,128	\$ 3,400	\$ 3,400	\$ -	\$ 3,400	\$ - 0.0%
100-5120-320	PUBLICATIONS, DUES & SUBSCRIPT	\$ 270	\$ 270	\$ 165	\$ 270	\$ 270	\$ -	\$ 270	\$ - 0.0%
100-5120-325	TRAINING & TRAVEL	\$ 700	\$ 2,285	\$ 1,259	\$ 2,285	\$ 2,285	\$ -	\$ 2,285	\$ - 0.0%
100-5120-330	VEHICLE USE REIMBURSEMENT	\$ -	\$ 265	\$ -	\$ 265	\$ 265	\$ -	\$ 265	\$ - 0.0%
100-5120-340	OPERATING MATERIALS & SUPPLIES	\$ 1,561	\$ 3,625	\$ 765	\$ 3,625	\$ 3,625	\$ -	\$ 3,625	\$ - 0.0%
100-5120-390	OTHER - DOT SUSPENSION FEES	\$ -	\$ 2,000	\$ 1,041	\$ 2,000	\$ 2,000	\$ -	\$ 2,000	\$ - 0.0%
	Operating Exp Total	\$ 3,610	\$ 11,845	\$ 4,358	\$ 11,845	\$ 11,845	\$ -	\$ 11,845	\$ - 0.0%
100-5120-570	IT OPERATING ISF ALLOCATION	\$ 11,040	\$ 10,875	\$ 5,438	\$ 10,875	\$ 12,685	\$ 215	\$ 12,900	\$ 2,025 18.6%
100-5120-572	INSURANCE ISF ALLOCATION	\$ 1,000	\$ 1,205	\$ 603	\$ 1,205	\$ 1,365	\$ -	\$ 1,365	\$ 160 13.3%
100-5120-573	IT CAPITAL ISF ALLOCATION	\$ 810	\$ 820	\$ 410	\$ 820	\$ 825	\$ -	\$ 825	\$ 5 0.6%
	Fixed Charges Total	\$ 12,850	\$ 12,900	\$ 6,451	\$ 12,900	\$ 14,875	\$ 215	\$ 15,090	\$ 2,190 17.0%
	Municipal Court Total	\$ 165,595	\$ 184,261	\$ 79,932	\$ 184,118	\$ 191,586	\$ 215	\$ 191,801	\$ 7,540 4.1%
100-5130-110	SALARIES & WAGES - LEGAL DEPT	\$ 112,756	\$ 120,277	\$ 52,247	\$ 120,277	\$ 125,138	\$ 1,139	\$ 126,277	\$ 6,000 5.0%
100-5130-131	FICA	\$ 8,206	\$ 9,201	\$ 3,845	\$ 9,201	\$ 9,573	\$ 87	\$ 9,660	\$ 459 5.0%
100-5130-132	WRS	\$ 7,210	\$ 8,119	\$ 4,765	\$ 8,119	\$ 8,134	\$ 74	\$ 8,208	\$ 89 1.1%
100-5130-160	HEALTH INS	\$ 17,614	\$ 19,411	\$ 9,645	\$ 19,411	\$ 19,953	\$ -	\$ 19,953	\$ 542 2.8%
100-5130-161	LIFE INS	\$ 93	\$ 101	\$ 48	\$ 101	\$ 105	\$ 1	\$ 106	\$ 5 5.0%
100-5130-162	DISABILITY INS	\$ -	\$ 400	\$ -	\$ -	\$ 400	\$ -	\$ 400	\$ - 0.0%
100-5130-163	DENTAL INS	\$ 1,184	\$ 1,331	\$ 630	\$ 1,268	\$ 1,331	\$ -	\$ 1,331	\$ - 0.0%
	Personnel Costs Total	\$ 147,063	\$ 158,840	\$ 71,180	\$ 158,377	\$ 164,634	\$ 1,301	\$ 165,935	\$ 7,095 4.5%
100-5130-203	OUTSIDE LEGAL COUNSEL	\$ 27,945	\$ 35,000	\$ 11,948	\$ 35,000	\$ 40,000	\$ -	\$ 40,000	\$ 5,000 14.3%
	Contractual Services Total	\$ 27,945	\$ 35,000	\$ 11,948	\$ 35,000	\$ 40,000	\$ -	\$ 40,000	\$ 5,000 14.3%
100-5130-320	PUBLICATIONS, DUES & SUBSCRIPT	\$ 754	\$ 1,550	\$ 667	\$ 1,550	\$ 1,550	\$ -	\$ 1,550	\$ - 0.0%
100-5130-325	TRAINING & TRAVEL	\$ 259	\$ 2,000	\$ -	\$ 1,500	\$ 2,000	\$ -	\$ 2,000	\$ - 0.0%
100-5130-330	VEHICLE USE REIMBURSEMENT	\$ 123	\$ 465	\$ -	\$ 300	\$ 465	\$ -	\$ 465	\$ - 0.0%
100-5130-340	OPERATING MATERIALS & SUPPLIES	\$ 21	\$ 600	\$ -	\$ 400	\$ 600	\$ -	\$ 600	\$ - 0.0%
	Operating Exp Total	\$ 1,157	\$ 4,615	\$ 667	\$ 3,750	\$ 4,615	\$ -	\$ 4,615	\$ - 0.0%
100-5130-570	IT OPERATING ISF ALLOCATION	\$ 3,695	\$ 3,810	\$ 1,905	\$ 3,810	\$ 4,370	\$ 75	\$ 4,445	\$ 635 16.7%
100-5130-572	INSURANCE ISF ALLOCATION	\$ 990	\$ 1,265	\$ 633	\$ 1,265	\$ 1,490	\$ -	\$ 1,490	\$ 225 17.8%
100-5130-573	IT CAPITAL ISF ALLOCATION	\$ 270	\$ 275	\$ 138	\$ 275	\$ 275	\$ -	\$ 275	\$ - 0.0%
	Fixed Charges Total	\$ 4,955	\$ 5,350	\$ 2,676	\$ 5,350	\$ 6,135	\$ 75	\$ 6,210	\$ 860 16.1%
	Legal Total	\$ 181,120	\$ 203,805	\$ 86,471	\$ 202,477	\$ 215,384	\$ 1,376	\$ 216,760	\$ 12,955 6.4%

City of Fitchburg
General Fund #100
2022 Operating Budget

Acct #	Account Name	2021		06/2021	2022		Revisions		2022	Budget	Change
		Actual	Adopted Budget		Budget Request	Thru Adoption	Adopted Budget				
100-5142-110	SALARIES & WAGES - CLERKS OFFC	\$ 214,486	\$ 222,506	\$ 98,035	\$ 217,308	\$ 227,226	\$ -	\$ -	\$ 227,226	\$ 4,720	2.1%
100-5142-115	OVERTIME WAGES	\$ 9,313	\$ 3,773	\$ 478	\$ 3,766	\$ 3,812	\$ 1,182	\$ -	\$ 4,994	\$ 1,221	32.4%
100-5142-120	PT/LTE/SEASONAL WAGES	\$ 53,253	\$ 17,810	\$ 10,681	\$ 17,810	\$ 17,810	\$ 26,462	\$ -	\$ 44,272	\$ 26,462	148.6%
100-5142-131	FICA	\$ 18,720	\$ 17,547	\$ 7,187	\$ 17,149	\$ 17,914	\$ 139	\$ -	\$ 18,053	\$ 506	2.9%
100-5142-132	WRS	\$ 15,669	\$ 15,310	\$ 6,676	\$ 14,959	\$ 15,055	\$ 77	\$ -	\$ 15,132	\$ (178)	-1.2%
100-5142-135	LONGEVITY BENEFIT	\$ 495	\$ 540	\$ 540	\$ 540	\$ 585	\$ -	\$ -	\$ 585	\$ 45	8.3%
100-5142-160	HEALTH INS	\$ 72,211	\$ 77,643	\$ 38,822	\$ 77,643	\$ 79,812	\$ -	\$ -	\$ 79,812	\$ 2,169	2.8%
100-5142-161	LIFE INS	\$ 479	\$ 609	\$ 267	\$ 605	\$ 688	\$ 3	\$ -	\$ 691	\$ 82	13.5%
100-5142-162	DISABILITY INS	\$ -	\$ 1,306	\$ -	\$ -	\$ 1,312	\$ 7	\$ -	\$ 1,319	\$ 13	1.0%
100-5142-163	DENTAL INS	\$ 4,860	\$ 5,325	\$ 2,536	\$ 5,072	\$ 5,325	\$ -	\$ -	\$ 5,325	\$ -	0.0%
	Personnel Costs Total	\$ 389,486	\$ 362,369	\$ 165,222	\$ 354,852	\$ 369,539	\$ 27,870	\$ -	\$ 397,409	\$ 35,040	9.7%
100-5142-210	PROFESSIONAL SERVICES	\$ 8,469	\$ 10,275	\$ 3,232	\$ 8,500	\$ 10,275	\$ -	\$ -	\$ 10,275	\$ -	0.0%
100-5142-230	POLLING PLACE RENTAL	\$ 396	\$ 300	\$ -	\$ 396	\$ 800	\$ -	\$ -	\$ 800	\$ 500	166.7%
100-5142-240	REPAIR & MAINT - BY OTHERS	\$ 58	\$ -	\$ -	\$ -	\$ -	\$ -	\$ -	\$ -	\$ -	100.0%
100-5142-245	COMPUTER RELATED REP & MAINT	\$ 1,278	\$ 1,280	\$ 624	\$ 1,280	\$ 1,280	\$ -	\$ -	\$ 1,280	\$ -	0.0%
100-5142-250	PUBLIC NOTICES & ADVERTISEMENT	\$ 11,585	\$ 19,500	\$ 5,004	\$ 12,500	\$ 19,500	\$ -	\$ -	\$ 19,500	\$ -	0.0%
100-5142-290	OTHER CONTRACTUAL	\$ 632	\$ 360	\$ 344	\$ 360	\$ 360	\$ -	\$ -	\$ 360	\$ -	0.0%
	Contractual Services Total	\$ 22,418	\$ 31,715	\$ 9,204	\$ 23,036	\$ 32,215	\$ -	\$ -	\$ 32,215	\$ 500	1.6%
100-5142-310	OFFICE SUPPLIES & POSTAGE	\$ 1,528	\$ 3,000	\$ 1,164	\$ 1,575	\$ 3,000	\$ -	\$ -	\$ 3,000	\$ -	0.0%
100-5142-320	PUBLICATIONS, DUES & SUBSCRIPT	\$ 335	\$ 610	\$ 410	\$ 525	\$ 620	\$ -	\$ -	\$ 620	\$ 10	1.6%
100-5142-325	TRAINING & TRAVEL	\$ 569	\$ 4,380	\$ 1,503	\$ 2,300	\$ 4,380	\$ -	\$ -	\$ 4,380	\$ -	0.0%
100-5142-330	VEHICLE USE REIMBURSEMENT	\$ 6	\$ 985	\$ -	\$ 125	\$ 985	\$ -	\$ -	\$ 985	\$ -	0.0%
100-5142-340	OPERATING MATERIALS & SUPPLIES	\$ 185	\$ 20	\$ 31	\$ 55	\$ 70	\$ -	\$ -	\$ 70	\$ 50	250.0%
100-5142-355	EQUIPMENT OPERATING EXPENSE	\$ 11,479	\$ 10,865	\$ 6,008	\$ 10,500	\$ 10,865	\$ -	\$ -	\$ 10,865	\$ -	0.0%
100-5142-390	ELECTION COSTS	\$ 57,434	\$ 16,160	\$ 13,156	\$ 13,350	\$ 48,185	\$ -	\$ -	\$ 48,185	\$ 32,025	198.2%
	Operating Exp Total	\$ 71,536	\$ 36,020	\$ 22,272	\$ 28,430	\$ 68,105	\$ -	\$ -	\$ 68,105	\$ 32,085	89.1%
100-5142-570	IT OPERATING ISF ALLOCATION	\$ 14,755	\$ 14,525	\$ 7,263	\$ 14,525	\$ 16,985	\$ 290	\$ -	\$ 17,275	\$ 2,750	18.9%
100-5142-572	INSURANCE ISF ALLOCATION	\$ 2,367	\$ 3,084	\$ 1,542	\$ 3,084	\$ 3,235	\$ 47	\$ -	\$ 3,282	\$ 198	6.4%
100-5142-573	IT CAPITAL ISF ALLOCATION	\$ 1,080	\$ 1,090	\$ 545	\$ 1,090	\$ 1,100	\$ -	\$ -	\$ 1,100	\$ 10	0.9%
	Fixed Charges Total	\$ 18,202	\$ 18,699	\$ 9,350	\$ 18,699	\$ 21,320	\$ 337	\$ -	\$ 21,657	\$ 2,958	15.8%
	City Clerk Total	\$ 501,642	\$ 448,803	\$ 206,048	\$ 425,017	\$ 491,179	\$ 28,207	\$ -	\$ 519,386	\$ 70,583	15.7%
100-5143-110	SALARIES & WAGES-HR	\$ 136,811	\$ 140,964	\$ 62,251	\$ 140,964	\$ 146,439	\$ 38,813	\$ -	\$ 185,252	\$ 44,288	31.4%
100-5143-131	FICA	\$ 9,974	\$ 10,802	\$ 4,484	\$ 10,802	\$ 11,224	\$ 2,969	\$ -	\$ 14,193	\$ 3,391	31.4%
100-5143-132	WRS	\$ 9,685	\$ 9,531	\$ 4,221	\$ 9,531	\$ 9,537	\$ 2,523	\$ -	\$ 12,060	\$ 2,529	26.5%
100-5143-135	LONGEVITY	\$ 205	\$ 241	\$ 288	\$ 241	\$ 277	\$ -	\$ -	\$ 277	\$ 36	14.9%
100-5143-160	HEALTH INS	\$ 34,999	\$ 36,147	\$ 18,590	\$ 37,179	\$ 36,771	\$ 19,953	\$ -	\$ 56,724	\$ 20,577	56.9%
100-5143-161	LIFE INS	\$ 293	\$ 310	\$ 176	\$ 310	\$ 322	\$ 56	\$ -	\$ 378	\$ 68	21.9%
100-5143-162	DISABILITY INS	\$ -	\$ 691	\$ -	\$ -	\$ 702	\$ 241	\$ -	\$ 943	\$ 252	36.5%
100-5143-163	DENTAL INS	\$ 2,187	\$ 2,396	\$ 1,141	\$ 2,282	\$ 2,396	\$ 1,332	\$ -	\$ 3,728	\$ 1,332	55.6%
	Personnel Costs Total	\$ 194,154	\$ 201,082	\$ 91,151	\$ 201,309	\$ 207,668	\$ 65,887	\$ -	\$ 273,555	\$ 72,473	36.0%
100-5143-210	PROFESSIONAL SERVICES	\$ 490	\$ 3,050	\$ -	\$ 350	\$ 14,050	\$ -	\$ -	\$ 14,050	\$ 11,000	360.7%
100-5143-245	COMPUTER RELATED REP & MAINT	\$ 9,493	\$ 10,945	\$ 11,873	\$ 11,875	\$ 13,060	\$ -	\$ -	\$ 13,060	\$ 2,115	19.3%
100-5143-250	RECRUITMENT & TEST - GEN	\$ 854	\$ 3,139	\$ 4,580	\$ 4,700	\$ 3,000	\$ 1,380	\$ -	\$ 4,380	\$ 1,241	39.5%
100-5143-251	RECRUITMENT & TEST - PD	\$ 2,796	\$ 10,500	\$ 7,618	\$ 10,500	\$ 10,500	\$ 6,210	\$ -	\$ 16,710	\$ 6,210	59.1%
100-5143-252	RECRUITMENT & TEST - FD	\$ 133	\$ 5,500	\$ 63	\$ 200	\$ 5,500	\$ 4,390	\$ -	\$ 9,890	\$ 4,390	79.8%
100-5143-253	RECRUITMENT & TEST - HIGHWAY	\$ 524	\$ 1,000	\$ 1,372	\$ 1,400	\$ 1,000	\$ 1,260	\$ -	\$ 2,260	\$ 1,260	126.0%
100-5143-290	OTHER CONTRACTUAL SERVICES	\$ 7,288	\$ 7,520	\$ 3,914	\$ 7,520	\$ 7,690	\$ -	\$ -	\$ 7,690	\$ 170	2.3%
	Contractual Services Total	\$ 21,578	\$ 41,654	\$ 29,420	\$ 36,545	\$ 54,800	\$ 13,240	\$ -	\$ 68,040	\$ 26,386	63.3%
100-5143-310	OFFICE SUPPLIES & POSTAGE	\$ 290	\$ 500	\$ 86	\$ 100	\$ 500	\$ -	\$ -	\$ 500	\$ -	0.0%
100-5143-320	PUBLICATIONS, DUES & SUBSCRIPT	\$ 529	\$ 520	\$ -	\$ 520	\$ 520	\$ -	\$ -	\$ 520	\$ -	0.0%
100-5143-325	TRAINING & TRAVEL	\$ 1,189	\$ 1,100	\$ 2,218	\$ 2,220	\$ 3,200	\$ 100	\$ -	\$ 3,300	\$ 2,200	200.0%
100-5143-330	VEHICLE USE REIMBURSEMENT	\$ 21	\$ 205	\$ -	\$ -	\$ 205	\$ -	\$ -	\$ 205	\$ -	0.0%
100-5143-340	OPERATING MATERIALS & SUPP	\$ 522	\$ 1,000	\$ 156	\$ 1,000	\$ 1,000	\$ -	\$ -	\$ 1,000	\$ -	0.0%
100-5143-355	EQUIPMENT OPERATING EXPENSE	\$ 1,337	\$ 2,000	\$ -	\$ 2,000	\$ 2,000	\$ 50	\$ -	\$ 2,050	\$ 50	2.5%
	Operating Exp Total	\$ 3,888	\$ 5,325	\$ 2,460	\$ 5,840	\$ 7,425	\$ 150	\$ -	\$ 7,575	\$ 2,250	42.3%
100-5143-570	IT OPERATING ISF ALLOCATION	\$ 7,345	\$ 7,585	\$ 3,792	\$ 7,585	\$ 8,700	\$ 3,895	\$ -	\$ 12,595	\$ 5,010	66.1%
100-5143-572	INSURANCE ISF ALLOCATION	\$ 1,158	\$ 1,525	\$ 762	\$ 1,525	\$ 1,865	\$ 66	\$ -	\$ 1,931	\$ 406	26.6%
100-5143-573	IT CAPITAL ISF ALLOCATION	\$ 540	\$ 545	\$ 273	\$ 545	\$ 550	\$ -	\$ -	\$ 550	\$ 5	0.9%
	Fixed Charges Total	\$ 9,043	\$ 9,655	\$ 4,827	\$ 9,655	\$ 11,115	\$ 3,961	\$ -	\$ 15,076	\$ 5,421	56.1%
	HR Total	\$ 228,663	\$ 257,716	\$ 127,858	\$ 253,349	\$ 281,008	\$ 83,238	\$ -	\$ 364,246	\$ 106,530	41.3%
100-5144-110	SALARIES & WAGES-SUSTAIN/HNI	\$ 31,030	\$ 31,135	\$ 13,173	\$ 31,333	\$ 32,603	\$ -	\$ -	\$ 32,603	\$ 1,468	4.7%
100-5144-115	OVERTIME	\$ -	\$ -	\$ 34	\$ -	\$ -	\$ -	\$ -	\$ -	\$ -	100.0%
100-5144-120	PT/LTE/SEASONAL	\$ 10,262	\$ 12,985	\$ 5,685	\$ 12,985	\$ 13,230	\$ -	\$ -	\$ 13,230	\$ 245	1.9%
100-5144-131	FICA	\$ 3,134	\$ 3,375	\$ 1,428	\$ 3,390	\$ 3,506	\$ -	\$ -	\$ 3,506	\$ 131	3.9%
100-5144-132	WRS	\$ 2,095	\$ 2,102	\$ 891	\$ 2,115	\$ 2,119	\$ -	\$ -	\$ 2,119	\$ 17	0.8%
100-5144-140	PER DIEMS - COMMISSIONS & BDS	\$ -	\$ -	\$ -	\$ -	\$ 2,090	\$ -	\$ -	\$ 2,090	\$ 2,090	100.0%
100-5144-160	HEALTH INS	\$ 3,696	\$ 3,976	\$ 1,988	\$ 3,976	\$ 4,082	\$ -	\$ -	\$ 4,082	\$ 106	2.7%
100-5144-161	LIFE INS	\$ 28	\$ 26	\$ 15	\$ 26	\$ 27	\$ -	\$ -	\$ 27	\$ 1	3.8%
100-5144-162	DISABILITY INS	\$ -	\$ 193	\$ -	\$ -	\$ 201	\$ -	\$ -	\$ 201	\$ 8	4.1%
100-5144-163	DENTAL INS	\$ 221	\$ 242	\$ 115	\$ 230	\$ 242	\$ -	\$ -	\$ 242	\$ -	0.0%
	Personnel Costs Total	\$ 50,466	\$ 54,034	\$ 23,329	\$ 54,055	\$ 58,100	\$ -	\$ -	\$ 58,100	\$ 4,066	7.5%
100-5144-210	PROFESSIONAL SERVICES	\$ 2,450	\$ 42,890	\$ -	\$ 42,890	\$ 77,890	\$ -	\$ -	\$ 77,890	\$ 35,000	81.6%
	Contractual Services Total	\$ 2,450	\$ 42,890	\$ -	\$ 42,890	\$ 77,890	\$ -	\$ -	\$ 77,890	\$ 35,000	81.6%
100-5144-310	OFFICE SUPPLIES & POSTAGE	\$ 17	\$ -	\$ -	\$ -	\$ -	\$ -	\$ -	\$ -	\$ -	100.0%
100-5144-320	PUBLICATIONS, DUES & SUBSCRIPT	\$ 150	\$ 395	\$ 275	\$ 395	\$ 395	\$ -	\$ -	\$ 395	\$ -	0.0%
100-5144-325	TRAINING & TRAVEL	\$ 52	\$ 640	\$ 165	\$ 640	\$ 640	\$ -	\$ -	\$ 640	\$ -	0.0%
100-5144-340	OPERATING MATERIALS & SUPP	\$ -	\$ 5,320	\$ -	\$ 5,320	\$ 5,470	\$ -	\$ -	\$ 5,470	\$ 150	2.8%
100-5144-345	PUBLIC INFORMATION & EDUCATION	\$ -	\$ -	\$ -	\$ -	\$ 150	\$ -	\$ -	\$ 150	\$ 150	100.0%
100-5144-389	HNI GRANTS TO OTHERS	\$ 12,225	\$ 63,000	\$ 30,999	\$ 63,000	\$ 75,000	\$ (12,000)	\$ -	\$ 63,000	\$ -	0.0%
	Operating Exp Total	\$ 12,444	\$ 69,355	\$ 31,439	\$ 69,355	\$ 81,655	\$ (12,000)	\$ -	\$ 69,655	\$ 300	0.4%
100-5144-570	IT OPERATING ISF ALLOCATION	\$ 9,130	\$ 2,520	\$ 1,260	\$ 2,520	\$ 2,890	\$ 35	\$ -	\$ 2,925	\$ 405	16.1%
100-5144-572	INSURANCE ISF ALLOCATION	\$ 1,595	\$ 2,080	\$ 1,040	\$ 2,080	\$ 2,385	\$ -	\$ -	\$ 2,385	\$ 305	14.7%
100-5144-573	IT CAPITAL ISF ALLOCATION	\$ 420	\$ 85	\$ 42	\$ 85	\$ 85	\$ -	\$ -	\$ 85	\$ -	0.0%
	Fixed Charges Total	\$ 11,145	\$ 4,685	\$ 2,342	\$ 4,685	\$ 5,360	\$ 35	\$ -	\$ 5,395	\$ 710	30.7%
	Sustainability Total	\$ 76,505	\$ 170,964	\$ 57,110	\$ 170,985	\$ 223,005	\$ (11,965)	\$ -	\$ 211,040	\$ 40,076	23.4%

City of Fitchburg
 General Fund #100
 2022 Operating Budget

Acct #	Account Name	2020 Actual	2021 Adopted Budget	06/2021 YTD Actual	2021 Estimate	2022 Budget Request	Revisions Thru Adoption	2022 Adopted Budget	Budget Change	
100-5167-240	REPAIRS & MAINT - BY OTHERS	\$ 7,262	\$ 16,700	\$ 3,607	\$ 16,700	\$ 19,300	\$ -	\$ 19,300	\$ 2,600	15.6%
	Contractual Services Total	\$ 7,262	\$ 16,700	\$ 3,607	\$ 16,700	\$ 19,300	\$ -	\$ 19,300	\$ 2,600	15.6%
100-5167-350	REPAIR & MAINT SUPPLIES	\$ 1,643	\$ 3,500	\$ -	\$ 2,500	\$ 3,500	\$ -	\$ 3,500	\$ -	0.0%
100-5167-355	EQUIPMENT EXPENSE	\$ 150	\$ 1,500	\$ -	\$ 1,500	\$ 1,500	\$ -	\$ 1,500	\$ -	0.0%
100-5167-360	BLDG CUSTODIAL SUPPLIES	\$ 3,671	\$ 4,400	\$ 1,449	\$ 4,400	\$ 4,400	\$ -	\$ 4,400	\$ -	0.0%
100-5167-365	UTILITIES	\$ 18,319	\$ 28,400	\$ 10,048	\$ 23,000	\$ 26,800	\$ -	\$ 26,800	\$ (1,600)	-5.6%
	Operating Exp Total	\$ 23,783	\$ 37,800	\$ 11,497	\$ 31,000	\$ 36,200	\$ -	\$ 36,200	\$ (1,600)	-4.2%
	Fire Station #2 Marketplace Total	\$ 31,045	\$ 54,500	\$ 15,104	\$ 47,700	\$ 55,500	\$ -	\$ 55,500	\$ 1,000	1.8%
100-5168-240	REPAIRS & MAINT - BY OTHERS	\$ 3,523	\$ 14,350	\$ 600	\$ 14,000	\$ 19,550	\$ -	\$ 19,550	\$ 5,200	36.2%
	Contractual Services Total	\$ 3,523	\$ 14,350	\$ 600	\$ 14,000	\$ 19,550	\$ -	\$ 19,550	\$ 5,200	36.2%
100-5168-350	REPAIR & MAINT SUPPLIES	\$ 1,951	\$ 2,500	\$ 73	\$ 2,000	\$ 2,500	\$ -	\$ 2,500	\$ -	0.0%
100-5168-355	EQUIPMENT EXPENSE	\$ -	\$ 2,000	\$ -	\$ 2,000	\$ 2,000	\$ -	\$ 2,000	\$ -	0.0%
100-5168-360	BLDG CUSTODIAL SUPPLIES	\$ 2,219	\$ 4,000	\$ 902	\$ 4,000	\$ 4,000	\$ -	\$ 4,000	\$ -	0.0%
100-5168-365	UTILITIES	\$ 34,047	\$ 28,400	\$ 12,759	\$ 25,700	\$ 28,400	\$ -	\$ 28,400	\$ -	0.0%
	Operating Exp Total	\$ 38,217	\$ 36,900	\$ 13,734	\$ 33,700	\$ 36,900	\$ -	\$ 36,900	\$ -	0.0%
	Fire Station #3 Uptown Total	\$ 41,740	\$ 51,250	\$ 14,334	\$ 47,700	\$ 56,500	\$ -	\$ 56,500	\$ 5,200	10.1%
100-5190-131	FICA	\$ 11,477	\$ 10,900	\$ 7,386	\$ 12,350	\$ 7,650	\$ -	\$ 7,650	\$ (3,250)	-29.8%
100-5190-132	WRS	\$ -	\$ -	\$ 130	\$ -	\$ -	\$ -	\$ -	\$ -	100.0%
100-5190-189	EMPLOYEE RETIREMENT RESERVE	\$ 150,021	\$ 142,000	\$ 87,592	\$ 161,400	\$ 100,000	\$ -	\$ 100,000	\$ (42,000)	-29.6%
	Personnel Costs Total	\$ 161,498	\$ 152,900	\$ 95,108	\$ 173,750	\$ 107,650	\$ -	\$ 107,650	\$ (45,250)	-29.6%
100-5190-255	DEBT COLLECTION EXPENSE	\$ 731	\$ 4,000	\$ 92	\$ 4,000	\$ 4,000	\$ -	\$ 4,000	\$ -	0.0%
	Contractual Services Total	\$ 731	\$ 4,000	\$ 92	\$ 4,000	\$ 4,000	\$ -	\$ 4,000	\$ -	0.0%
100-5190-310	OFFICE SUPPLIES - INTERDEPT	\$ 10,595	\$ 14,000	\$ 3,853	\$ 12,000	\$ 12,000	\$ -	\$ 12,000	\$ (2,000)	-14.3%
100-5190-311	POSTAGE CLEARING - INTERDEPT	\$ (4,061)	\$ -	\$ 2,262	\$ -	\$ -	\$ -	\$ -	\$ -	100.0%
100-5190-349	LOSS PD BY INSURANCE RECOVERY	\$ 2,127	\$ -	\$ -	\$ -	\$ -	\$ -	\$ -	\$ -	100.0%
100-5190-380	EMPLOYEE RECOG & MEMORIALS	\$ 2,904	\$ 4,250	\$ 176	\$ 3,000	\$ 4,250	\$ -	\$ 4,250	\$ -	0.0%
100-5190-381	SAFETY & HEALTH PROGRAMS	\$ -	\$ 100	\$ -	\$ -	\$ 100	\$ -	\$ 100	\$ -	0.0%
	Operating Exp Total	\$ 11,565	\$ 18,350	\$ 6,291	\$ 15,000	\$ 16,350	\$ -	\$ 16,350	\$ (2,000)	-10.9%
100-5190-730	ILLEGAL TAXES, REFUND OF TAXES	\$ 2	\$ -	\$ -	\$ -	\$ -	\$ -	\$ -	\$ -	100.0%
100-5190-735	SPECIAL ASSESSMENTS-CITY	\$ 29	\$ -	\$ -	\$ -	\$ -	\$ -	\$ -	\$ -	100.0%
	Refund of Taxes Total	\$ 31	\$ -	\$ -	\$ -	\$ -	\$ -	\$ -	\$ -	100.0%
100-5190-900	CONTINGENCY - UNDESIGNATED	\$ -	\$ 12,500	\$ -	\$ 12,500	\$ 12,500	\$ -	\$ 12,500	\$ -	0.0%
100-5190-991	BAD DEBT EXPENSE	\$ (354)	\$ 3,000	\$ -	\$ 3,000	\$ 3,000	\$ -	\$ 3,000	\$ -	0.0%
	Miscellaneous Costs Total	\$ (354)	\$ 15,500	\$ -	\$ 15,500	\$ 15,500	\$ -	\$ 15,500	\$ -	0.0%
	Interdepartmental Other Total	\$ 173,471	\$ 190,750	\$ 101,491	\$ 208,250	\$ 143,500	\$ -	\$ 143,500	\$ (47,250)	-24.8%
100-5210-110	SALARIES & WAGES - POLICE	\$ 4,755,647	\$ 4,903,181	\$ 2,110,138	\$ 4,730,710	\$ 5,027,279	\$ 157,174	\$ 5,184,453	\$ 281,272	5.7%
100-5210-115	OVERTIME	\$ 236,203	\$ 227,591	\$ 137,676	\$ 227,591	\$ 229,852	\$ -	\$ 229,852	\$ 2,261	1.0%
100-5210-120	PT/LTE/SEASONAL WAGES	\$ 49,607	\$ 63,286	\$ 29,935	\$ 7,462	\$ 7,462	\$ -	\$ 7,462	\$ (55,824)	-88.2%
100-5210-125	SHIFT DIFFERENTIAL	\$ 23,340	\$ 21,024	\$ 10,481	\$ 21,024	\$ 21,024	\$ -	\$ 21,024	\$ -	0.0%
100-5210-131	FICA	\$ 382,925	\$ 403,246	\$ 173,461	\$ 385,669	\$ 408,546	\$ 12,024	\$ 420,570	\$ 17,324	4.3%
100-5210-132	WRS	\$ 564,630	\$ 587,096	\$ 260,550	\$ 564,503	\$ 605,226	\$ 17,422	\$ 622,648	\$ 35,552	6.1%
100-5210-135	LONGEVITY	\$ 24,368	\$ 26,490	\$ 27,420	\$ 24,975	\$ 24,360	\$ -	\$ 24,360	\$ (2,130)	-8.0%
100-5210-160	HEALTH INS	\$ 925,101	\$ 1,007,357	\$ 484,503	\$ 1,015,277	\$ 1,031,670	\$ 49,882	\$ 1,081,552	\$ 74,195	7.4%
100-5210-161	LIFE INS	\$ 6,471	\$ 7,097	\$ 3,301	\$ 6,654	\$ 7,346	\$ 226	\$ 7,572	\$ 475	6.7%
100-5210-162	DISABILITY INS	\$ -	\$ 23,925	\$ -	\$ -	\$ 23,972	\$ 936	\$ 24,908	\$ 983	4.1%
100-5210-163	DENTAL INS	\$ 62,747	\$ 67,027	\$ 32,148	\$ 66,021	\$ 69,322	\$ 3,330	\$ 72,652	\$ 5,625	8.4%
100-5210-190	HOLIDAY PREMIUM	\$ 35,145	\$ 29,618	\$ 17,790	\$ 29,666	\$ 30,492	\$ -	\$ 30,492	\$ 874	3.0%
	Personnel Costs Total	\$ 7,066,184	\$ 7,366,938	\$ 3,287,403	\$ 7,079,552	\$ 7,486,551	\$ 240,994	\$ 7,727,545	\$ 360,607	4.9%
100-5210-210	PROFESSIONAL SERVICES	\$ 66,944	\$ 16,000	\$ 1,088	\$ 16,000	\$ 32,500	\$ -	\$ 32,500	\$ 16,500	103.1%
100-5210-240	REPAIRS & MAINT - BY OTHERS	\$ 8,257	\$ 14,500	\$ 6,194	\$ 14,500	\$ 14,500	\$ -	\$ 14,500	\$ -	0.0%
100-5210-245	COMPUTER RELATED - REP & MAINT	\$ 9,006	\$ 9,905	\$ 9,637	\$ 9,905	\$ 12,145	\$ -	\$ 12,145	\$ 2,240	22.6%
100-5210-260	POLICE VEHICLE LEASE PROGRAM	\$ 110,323	\$ 105,830	\$ 104,812	\$ 105,000	\$ 28,400	\$ -	\$ 28,400	\$ (77,430)	-73.2%
100-5210-290	OTHER CONTRACTUAL/CROSS GUARDS	\$ 4,662	\$ 5,500	\$ -	\$ 5,500	\$ 5,500	\$ -	\$ 5,500	\$ -	0.0%
	Contractual Services Total	\$ 199,192	\$ 151,735	\$ 121,731	\$ 150,905	\$ 93,045	\$ -	\$ 93,045	\$ (58,690)	-38.7%
100-5210-310	OFFICE SUPPLIES & POSTAGE	\$ 10,037	\$ 13,000	\$ 5,073	\$ 13,000	\$ 13,000	\$ -	\$ 13,000	\$ -	0.0%
100-5210-320	PUBLICATIONS, DUES & SUBSCRIPT	\$ 951	\$ 2,000	\$ 984	\$ 2,000	\$ 1,700	\$ -	\$ 1,700	\$ (300)	-15.0%
100-5210-323	UNIFORMS & PROTECTIVE GEAR	\$ 30,017	\$ 31,200	\$ 10,345	\$ 31,200	\$ 32,100	\$ 4,600	\$ 36,700	\$ 5,500	17.6%
100-5210-324	PROTECTIVE GEAR	\$ -	\$ 24,900	\$ 5,077	\$ 24,900	\$ 29,900	\$ -	\$ 29,900	\$ 5,000	20.1%
100-5210-325	TRAINING & TRAVEL	\$ 15,657	\$ 42,900	\$ 7,836	\$ 42,900	\$ 51,200	\$ 1,900	\$ 53,100	\$ 10,200	23.8%
100-5210-326	TUITION REIMBURSEMENT	\$ 841	\$ 8,090	\$ -	\$ 8,090	\$ 4,205	\$ -	\$ 4,205	\$ (3,885)	-48.0%
100-5210-327	YMCA MEMBERSHIP	\$ 5,103	\$ 8,270	\$ 2,390	\$ 8,270	\$ 7,645	\$ -	\$ 7,645	\$ (625)	-7.6%
100-5210-330	VEHICLE USE REIMBURSEMENT	\$ -	\$ 200	\$ -	\$ -	\$ 200	\$ (143)	\$ 57	\$ (143)	-71.5%
100-5210-335	VEHICLE EXPENSE (G&O, REPAIRS)	\$ 123,573	\$ 182,690	\$ 63,697	\$ 182,690	\$ 175,540	\$ -	\$ 175,540	\$ (7,150)	-3.9%
100-5210-340	OPERATING MATERIALS & SUPPLIES	\$ 7,013	\$ 39,500	\$ 4,842	\$ 39,500	\$ 43,100	\$ -	\$ 43,100	\$ 3,600	9.1%
100-5210-345	PUBLIC INFORMATION & EDUCATION	\$ 869	\$ 11,000	\$ 300	\$ 11,000	\$ 11,000	\$ -	\$ 11,000	\$ -	0.0%
100-5210-350	REPAIR & MAINT SUPPLIES	\$ 2,302	\$ 2,500	\$ 178	\$ 2,500	\$ 1,000	\$ -	\$ 1,000	\$ (1,500)	-60.0%
100-5210-355	EQUIPMENT EXPENSE	\$ 15,588	\$ 27,600	\$ 5,726	\$ 27,600	\$ 82,700	\$ (52,238)	\$ 30,462	\$ 2,862	10.4%
100-5210-360	BUILDING REPAIRS & MAINTENANCE	\$ -	\$ -	\$ 18	\$ -	\$ -	\$ -	\$ -	\$ -	100.0%
100-5210-363	COMMUNICATIONS EXPENSE	\$ 7,519	\$ 2,500	\$ 949	\$ 2,500	\$ 2,000	\$ -	\$ 2,000	\$ (500)	-20.0%
100-5210-383	FIREARMS & AMMUNITION	\$ 32,123	\$ -	\$ -	\$ -	\$ -	\$ -	\$ -	\$ -	100.0%
100-5210-384	INVESTIGATIVE SUPPLIES	\$ 16,906	\$ 26,190	\$ 5,943	\$ 26,190	\$ 25,000	\$ -	\$ 25,000	\$ (1,190)	-4.5%
100-5210-392	K-9 UNIT	\$ -	\$ 1,800	\$ -	\$ -	\$ 1,800	\$ -	\$ 1,800	\$ -	0.0%
100-5210-395	EQUIPMENT REPLACEMENT RESERVE	\$ -	\$ -	\$ -	\$ -	\$ 20,650	\$ -	\$ 20,650	\$ 20,650	100.0%
	Operating Exp Total	\$ 268,499	\$ 424,340	\$ 113,358	\$ 422,340	\$ 502,740	\$ (45,881)	\$ 456,859	\$ 32,519	7.7%
100-5210-570	IT OPERATING ISF ALLOCATION	\$ 260,845	\$ 259,630	\$ 130,595	\$ 260,150	\$ 303,640	\$ 9,725	\$ 313,365	\$ 53,735	20.7%
100-5210-571	MPSIS ALLOCATION	\$ 151,566	\$ 157,270	\$ 157,268	\$ 157,270	\$ 172,855	\$ -	\$ 172,855	\$ 15,585	9.9%
100-5210-572	INSURANCE ISF ALLOCATION	\$ 134,030	\$ 166,365	\$ 83,183	\$ 166,365	\$ 171,220	\$ 4,234	\$ 175,454	\$ 9,089	5.5%
100-5210-573	IT CAPITAL ISF ALLOCATION	\$ 31,665	\$ 31,850	\$ 15,925	\$ 31,850	\$ 31,980	\$ -	\$ 31,980	\$ 130	0.4%
	Fixed Charges Total	\$ 578,106	\$ 615,115	\$ 386,971	\$ 615,635	\$ 679,695	\$ 13,959	\$ 693,654	\$ 78,539	12.8%
	Police Total	\$ 8,111,981	\$ 8,558,128	\$ 3,909,463	\$ 8,268,432	\$ 8,762,031	\$ 209,072	\$ 8,971,103	\$ 412,975	4.8%

City of Fitchburg
 General Fund #100
 2022 Operating Budget

Acct #	Account Name	2021		06/2021	2021	2022		Revisions	2022		Budget	Change
		2020 Actual	Adopted Budget			Budget Request	Thru Adoption		Adopted Budget			
100-5220-110	SALARIES & WAGES - FIRE DEPT	\$ 1,134,414	\$ 1,157,148	\$ 520,276	\$ 1,157,148	\$ 1,203,950	\$ 75,612	\$ 1,279,562	\$ 122,414	10.6%		
100-5220-115	OVERTIME	\$ 65,886	\$ 100,209	\$ 28,988	\$ 100,209	\$ 104,451	\$ 12,440	\$ 116,891	\$ 16,682	16.6%		
100-5220-120	PT/LTE/SEASONAL WAGES	\$ 20,250	\$ 23,400	\$ 10,495	\$ 23,400	\$ 23,400	\$ -	\$ 23,400	\$ -	0.0%		
100-5220-131	FICA	\$ 132,269	\$ 148,172	\$ 59,360	\$ 148,172	\$ 152,119	\$ 7,427	\$ 159,546	\$ 11,374	7.7%		
100-5220-132	WRS	\$ 172,507	\$ 219,295	\$ 80,475	\$ 219,295	\$ 228,790	\$ 11,585	\$ 240,375	\$ 21,080	9.6%		
100-5220-135	LONGEVITY	\$ 6,930	\$ 7,335	\$ 7,335	\$ 7,335	\$ 7,740	\$ 7,740	\$ 7,740	\$ 405	5.5%		
100-5220-150	POC SERVICES	\$ 523,957	\$ 643,761	\$ 225,584	\$ 643,761	\$ 643,761	\$ 9,029	\$ 652,790	\$ 9,029	1.4%		
100-5220-160	HEALTH INS	\$ 261,402	\$ 278,610	\$ 140,498	\$ 278,610	\$ 281,429	\$ 19,971	\$ 301,400	\$ 22,790	8.2%		
100-5220-161	LIFE INS	\$ 1,544	\$ 2,254	\$ 950	\$ 2,254	\$ 2,609	\$ 127	\$ 2,736	\$ 482	21.4%		
100-5220-162	DISABILITY INS	\$ -	\$ 5,979	\$ -	\$ -	\$ 6,000	\$ 400	\$ 6,400	\$ 421	7.0%		
100-5220-163	DENTAL INS	\$ 14,696	\$ 16,091	\$ 7,689	\$ 15,325	\$ 16,091	\$ 1,332	\$ 17,423	\$ 1,332	8.3%		
100-5220-190	HOLIDAY PREMIUM	\$ 8,292	\$ 5,038	\$ 2,289	\$ 5,038	\$ 5,188	\$ -	\$ 5,188	\$ 150	3.0%		
	Personnel Costs Total	\$ 2,342,147	\$ 2,607,292	\$ 1,083,939	\$ 2,600,547	\$ 2,675,528	\$ 137,923	\$ 2,813,451	\$ 206,159	7.9%		
100-5220-240	REPAIRS & MAINT - BY OTHERS	\$ 18,728	\$ 12,000	\$ 820	\$ 1,500	\$ 12,000	\$ -	\$ 12,000	\$ -	0.0%		
100-5220-245	COMPUTER RELATED - REP & MAINT	\$ 12,942	\$ 12,550	\$ 10,646	\$ 13,100	\$ 16,925	\$ -	\$ 16,925	\$ 4,375	34.9%		
100-5220-250	PUBLIC NOTICES/ADS	\$ -	\$ 500	\$ -	\$ 500	\$ 500	\$ -	\$ 500	\$ -	0.0%		
100-5220-290	OTHER CONTRACTUAL SERVICES	\$ 1,785	\$ 3,520	\$ 2,407	\$ 3,000	\$ 3,520	\$ -	\$ 3,520	\$ -	0.0%		
	Contractual Services Total	\$ 33,455	\$ 28,570	\$ 13,873	\$ 18,100	\$ 32,945	\$ -	\$ 32,945	\$ 4,375	15.3%		
100-5220-310	OFFICE SUPPLIES & POSTAGE	\$ 2,083	\$ 3,000	\$ 783	\$ 2,000	\$ 3,000	\$ -	\$ 3,000	\$ -	0.0%		
100-5220-320	PUBLICATIONS, DUES & SUBSCRIPT	\$ 6,946	\$ 7,355	\$ 4,536	\$ 7,355	\$ 8,165	\$ -	\$ 8,165	\$ 810	11.0%		
100-5220-323	UNIFORMS	\$ 11,557	\$ 20,000	\$ 14,006	\$ 18,000	\$ 18,000	\$ 5,280	\$ 23,280	\$ 3,280	16.4%		
100-5220-324	PROTECTIVE GEAR	\$ 55,217	\$ 58,000	\$ 1,537	\$ 56,000	\$ 58,000	\$ -	\$ 58,000	\$ -	0.0%		
100-5220-325	TRAINING & TRAVEL	\$ 23,530	\$ 23,500	\$ 5,786	\$ 10,000	\$ 23,000	\$ -	\$ 23,000	\$ (500)	-2.1%		
100-5220-326	TUITION REIMBURSEMENT	\$ 11,882	\$ 18,000	\$ 8,926	\$ 18,000	\$ 21,000	\$ -	\$ 21,000	\$ 3,000	16.7%		
100-5220-330	VEHICLE USE REIMBURSEMENT	\$ -	\$ 205	\$ -	\$ -	\$ 205	\$ (205)	\$ -	\$ (205)	-100.0%		
100-5220-335	VEHICLE EXPENSE (G&O, REPAIRS)	\$ 61,880	\$ 78,640	\$ 30,985	\$ 66,000	\$ 74,000	\$ -	\$ 74,000	\$ (4,640)	-5.9%		
100-5220-340	OPERATING MATERIALS & SUPPLIES	\$ 7,856	\$ 7,000	\$ 5,368	\$ 7,000	\$ 7,000	\$ -	\$ 7,000	\$ -	0.0%		
100-5220-341	MEDICAL/EMS SUPPLIES	\$ 5,425	\$ 6,500	\$ 1,035	\$ 6,500	\$ 6,500	\$ -	\$ 6,500	\$ -	0.0%		
100-5220-345	PUBLIC INFORMATION & EDUCATION	\$ 4,642	\$ 5,000	\$ 241	\$ 5,000	\$ 5,000	\$ -	\$ 5,000	\$ -	0.0%		
100-5220-350	REPAIR & MAINT SUPPLIES	\$ 2,436	\$ 3,000	\$ 1,650	\$ 3,000	\$ 3,000	\$ -	\$ 3,000	\$ -	0.0%		
100-5220-355	EQUIPMENT EXPENSE	\$ 28,089	\$ 31,000	\$ 3,143	\$ 31,000	\$ 29,500	\$ -	\$ 29,500	\$ (1,500)	-4.8%		
100-5220-363	COMMUNICATIONS EXPENSE	\$ 2,413	\$ 12,000	\$ 273	\$ 6,000	\$ 11,500	\$ -	\$ 11,500	\$ (500)	-4.2%		
100-5220-365	TELEPHONE	\$ 5,775	\$ 5,350	\$ 2,867	\$ 5,350	\$ 6,100	\$ -	\$ 6,100	\$ 750	14.0%		
	Operating Exp Total	\$ 229,731	\$ 278,550	\$ 81,136	\$ 241,205	\$ 273,970	\$ 5,075	\$ 279,045	\$ 495	0.2%		
100-5220-570	IT OPERATING ISF ALLOCATION	\$ 120,165	\$ 118,805	\$ 59,403	\$ 118,805	\$ 137,815	\$ 11,620	\$ 149,435	\$ 30,630	25.8%		
100-5220-572	INSURANCE ISF ALLOCATION	\$ 99,415	\$ 109,260	\$ 54,630	\$ 109,260	\$ 112,005	\$ 2,941	\$ 114,946	\$ 5,886	5.2%		
100-5220-573	IT CAPITAL ISF ALLOCATION	\$ 14,275	\$ 14,340	\$ 7,170	\$ 14,340	\$ 14,390	\$ -	\$ 14,390	\$ 50	0.3%		
	Fixed Charges Total	\$ 233,855	\$ 242,405	\$ 121,203	\$ 242,405	\$ 264,210	\$ 14,561	\$ 278,771	\$ 36,366	15.0%		
	Fire Department Total	\$ 2,839,188	\$ 3,156,817	\$ 1,300,151	\$ 3,102,257	\$ 3,246,653	\$ 157,559	\$ 3,404,212	\$ 247,395	7.8%		
100-5240-110	SALARIES & WAGES - BLDG INSP	\$ 244,119	\$ 251,948	\$ 110,741	\$ 252,067	\$ 262,948	\$ -	\$ 262,948	\$ 11,000	4.4%		
100-5240-115	OVERTIME	\$ 222	\$ 3,034	\$ -	\$ 3,033	\$ 3,185	\$ -	\$ 3,185	\$ 151	5.0%		
100-5240-131	FICA	\$ 17,954	\$ 19,706	\$ 8,204	\$ 19,715	\$ 20,569	\$ -	\$ 20,569	\$ 863	4.4%		
100-5240-132	WRS	\$ 16,677	\$ 17,387	\$ 7,706	\$ 17,395	\$ 17,477	\$ -	\$ 17,477	\$ 90	0.5%		
100-5240-135	LONGEVITY	\$ 2,475	\$ 2,610	\$ 2,610	\$ 2,610	\$ 2,745	\$ -	\$ 2,745	\$ 135	5.2%		
100-5240-160	HEALTH INS	\$ 45,309	\$ 48,722	\$ 24,361	\$ 48,722	\$ 50,069	\$ -	\$ 50,069	\$ 1,347	2.8%		
100-5240-161	LIFE INS	\$ 950	\$ 1,309	\$ 492	\$ 1,309	\$ 1,365	\$ -	\$ 1,365	\$ 56	4.3%		
100-5240-162	DISABILITY INS	\$ -	\$ 1,280	\$ -	\$ -	\$ 1,285	\$ -	\$ 1,285	\$ 5	0.4%		
100-5240-163	DENTAL INS	\$ 3,755	\$ 4,115	\$ 1,959	\$ 3,919	\$ 4,115	\$ -	\$ 4,115	\$ -	0.0%		
	Personnel Costs Total	\$ 331,461	\$ 350,111	\$ 156,073	\$ 348,770	\$ 363,758	\$ -	\$ 363,758	\$ 13,647	3.9%		
100-5240-245	COMPUTER RELATED - REP & MAINT	\$ 6,781	\$ 7,000	\$ 6,750	\$ 7,000	\$ 7,000	\$ -	\$ 7,000	\$ -	0.0%		
100-5240-290	OTHER CONTRACTUAL SERVICES	\$ 222	\$ -	\$ -	\$ -	\$ -	\$ -	\$ -	\$ -	100.0%		
	Contractual Services Total	\$ 7,003	\$ 7,000	\$ 6,750	\$ 7,000	\$ 7,000	\$ -	\$ 7,000	\$ -	0.0%		
100-5240-310	OFFICE SUPPLIES & POSTAGE	\$ 4,351	\$ 500	\$ 593	\$ 500	\$ 900	\$ -	\$ 900	\$ 400	80.0%		
100-5240-320	PUBLICATIONS, DUES & SUBSCRIPT	\$ 486	\$ 900	\$ 489	\$ 900	\$ 1,000	\$ -	\$ 1,000	\$ 100	11.1%		
100-5240-323	UNIFORMS & PROTECTIVE GEAR	\$ 420	\$ 1,000	\$ 13	\$ -	\$ 1,500	\$ -	\$ 1,500	\$ 500	50.0%		
100-5240-325	TRAINING & TRAVEL	\$ 1,943	\$ 4,000	\$ 2,153	\$ 4,000	\$ 9,000	\$ -	\$ 9,000	\$ 5,000	125.0%		
100-5240-330	VEHICLE USE REIMBURSEMENT	\$ -	\$ -	\$ -	\$ -	\$ 510	\$ (510)	\$ -	\$ -	100.0%		
100-5240-335	VEHICLE EXPENSE (GAS & OIL)	\$ 1,628	\$ 3,340	\$ 746	\$ 3,340	\$ 3,330	\$ -	\$ 3,330	\$ (10)	-0.3%		
100-5240-340	OPERATING MATERIALS & SUPPLIES	\$ 179	\$ 4,000	\$ 4,134	\$ 4,000	\$ 4,000	\$ -	\$ 4,000	\$ -	0.0%		
100-5240-345	PUBLIC INFORMATION & EDUCATION	\$ -	\$ 200	\$ -	\$ 200	\$ 200	\$ -	\$ 200	\$ -	0.0%		
100-5240-355	EQUIPMENT EXPENSE	\$ -	\$ -	\$ 180	\$ 180	\$ 200	\$ -	\$ 200	\$ 200	100.0%		
	Operating Exp Total	\$ 9,007	\$ 13,940	\$ 8,308	\$ 12,920	\$ 20,640	\$ (510)	\$ 20,130	\$ 6,190	44.4%		
100-5240-570	IT OPERATING ISF ALLOCATION	\$ 15,275	\$ 14,665	\$ 7,332	\$ 14,665	\$ 17,265	\$ 4,710	\$ 21,975	\$ 7,310	49.8%		
100-5240-572	INSURANCE ISF ALLOCATION	\$ 8,370	\$ 9,760	\$ 4,880	\$ 9,760	\$ 9,970	\$ -	\$ 9,970	\$ 210	2.2%		
100-5240-573	IT CAPITAL ISF ALLOCATION	\$ 875	\$ 885	\$ 443	\$ 885	\$ 895	\$ -	\$ 895	\$ 10	1.1%		
	Fixed Charges Total	\$ 24,520	\$ 25,310	\$ 12,655	\$ 25,310	\$ 28,130	\$ 4,710	\$ 32,840	\$ 7,530	29.8%		
	Building Inspection Total	\$ 371,991	\$ 396,361	\$ 183,786	\$ 394,000	\$ 419,528	\$ 4,200	\$ 423,728	\$ 27,367	6.9%		
100-5290-131	FICA	\$ 52	\$ -	\$ 6	\$ -	\$ -	\$ -	\$ -	\$ -	100.0%		
100-5290-140	PER DIEMS - POLICE & FIRE COMM	\$ 675	\$ 1,500	\$ 75	\$ -	\$ 1,500	\$ -	\$ 1,500	\$ -	0.0%		
	Personnel Costs Total	\$ 727	\$ 1,500	\$ 81	\$ -	\$ 1,500	\$ -	\$ 1,500	\$ -	0.0%		
100-5290-265	WEIGHTS & MEASURES	\$ 3,600	\$ 3,600	\$ 3,600	\$ 4,800	\$ 4,800	\$ -	\$ 4,800	\$ 1,200	33.3%		
100-5290-269	DANE COM/ANALOG TACTICAL	\$ 192,112	\$ 221,000	\$ 49,991	\$ 221,000	\$ 216,350	\$ -	\$ 216,350	\$ (4,650)	-2.1%		
100-5290-270	FITCHRONA EMS CONTRIBUTION	\$ 684,418	\$ 721,647	\$ 721,647	\$ 721,647	\$ 936,571	\$ -	\$ 936,571	\$ 214,924	29.8%		
	Contractual Services Total	\$ 880,130	\$ 946,247	\$ 775,238	\$ 947,447	\$ 1,157,721	\$ -	\$ 1,157,721	\$ 211,474	22.3%		
100-5290-325	TRAINING & TRAVEL	\$ 75	\$ -	\$ -	\$ -	\$ -	\$ -	\$ -	\$ -	100.0%		
	Operating Exp Total	\$ 75	\$ -	\$ -	\$ -	\$ -	\$ -	\$ -	\$ -	100.0%		
	Other Public Safety Total	\$ 880,932	\$ 947,747	\$ 775,319	\$ 947,447	\$ 1,159,221	\$ -	\$ 1,159,221	\$ 211,474	22.3%		

City of Fitchburg
General Fund #100
2022 Operating Budget

Acct #	Account Name	2020 Actual	2021 Adopted Budget	06/2021 YTD Actual	2021 Estimate	2022 Budget Request	Revisions Thru Adoption	2022 Adopted Budget	Budget Change
100-5520-110	SALARIES & WAGES - PARKS DEPT	\$ 499,332	\$ 488,145	\$ 216,146	\$ 475,642	\$ 490,054	\$ 36,578	\$ 526,632	\$ 38,487 7.9%
100-5520-115	OVERTIME	\$ 9,863	\$ 11,355	\$ 12,368	\$ 11,218	\$ 12,282	\$ 1,087	\$ 13,369	\$ 2,014 17.7%
100-5520-120	PT/LTE/SEASONAL WAGES	\$ 36,562	\$ 45,690	\$ 3,848	\$ 45,210	\$ 45,870	\$ -	\$ 45,870	\$ 180 0.4%
100-5520-131	FICA	\$ 39,825	\$ 42,064	\$ 17,171	\$ 41,061	\$ 42,288	\$ 2,881	\$ 45,169	\$ 3,105 7.4%
100-5520-132	WRS	\$ 34,536	\$ 34,032	\$ 15,671	\$ 33,179	\$ 32,949	\$ 2,448	\$ 35,397	\$ 1,365 4.0%
100-5520-135	LONGEVITY	\$ 4,433	\$ 4,673	\$ 4,725	\$ -	\$ 4,576	\$ -	\$ 4,576	\$ (97) -2.1%
100-5520-140	PER DIEMS - PARKS COMMISSION	\$ 1,200	\$ 2,565	\$ -	\$ 3,000	\$ 3,120	\$ -	\$ 3,120	\$ 555 21.6%
100-5520-160	HEALTH INS	\$ 116,264	\$ 126,242	\$ 63,413	\$ 126,242	\$ 130,597	\$ 14,443	\$ 145,040	\$ 18,798 14.9%
100-5520-161	LIFE INS	\$ 1,563	\$ 1,767	\$ 795	\$ 1,756	\$ 1,809	\$ 54	\$ 1,863	\$ 96 5.4%
100-5520-162	DISABILITY INS	\$ -	\$ 2,720	\$ -	\$ -	\$ 2,691	\$ 233	\$ 2,924	\$ 204 7.5%
100-5520-163	DENTAL INS	\$ 6,968	\$ 7,684	\$ 4,002	\$ 7,318	\$ 8,551	\$ 932	\$ 9,483	\$ 1,799 23.4%
	Personnel Costs Total	\$ 750,546	\$ 766,937	\$ 338,139	\$ 749,299	\$ 774,787	\$ 58,656	\$ 833,443	\$ 66,506 8.7%
100-5520-250	PUBLIC NOTICES/ADS	\$ 390	\$ 500	\$ 262	\$ 500	\$ 500	\$ -	\$ 500	\$ - 0.0%
100-5520-289	GOLF COURSE MAINTENANCE	\$ 50,000	\$ 51,000	\$ 25,500	\$ 51,000	\$ 52,000	\$ -	\$ 52,000	\$ 1,000 2.0%
100-5520-290	OTHER CONTRACTUAL	\$ 127,357	\$ 140,000	\$ 50,498	\$ 140,000	\$ 169,500	\$ (20,000)	\$ 149,500	\$ 9,500 6.8%
	Contractual Services Total	\$ 177,747	\$ 191,500	\$ 76,260	\$ 191,500	\$ 222,000	\$ (20,000)	\$ 202,000	\$ 10,500 5.5%
100-5520-310	OFFICE SUPPLIES & POSTAGE	\$ 209	\$ 750	\$ 274	\$ 750	\$ 750	\$ -	\$ 750	\$ - 0.0%
100-5520-320	PUBLICATIONS, DUES & SUBSCRIPT	\$ 480	\$ 750	\$ 630	\$ 2,500	\$ 750	\$ -	\$ 750	\$ - 0.0%
100-5520-323	UNIFORMS & PROTECTIVE GEAR	\$ 5,345	\$ 5,550	\$ 3,683	\$ 5,500	\$ 5,500	\$ 900	\$ 6,400	\$ 850 15.3%
100-5520-325	TRAINING & TRAVEL	\$ 1,107	\$ 3,950	\$ 431	\$ 2,000	\$ 3,950	\$ 125	\$ 4,075	\$ 125 3.2%
100-5520-335	VEHICLE EXPENSE (G&O, REPAIRS)	\$ 25,931	\$ 32,815	\$ 17,228	\$ 32,815	\$ 32,815	\$ -	\$ 32,815	\$ - 0.0%
100-5520-340	OPERATING MATERIALS & SUPPLIES	\$ 13,126	\$ 20,000	\$ 13,425	\$ 20,000	\$ 27,000	\$ (7,000)	\$ 20,000	\$ - 0.0%
100-5520-350	REPAIR & MAINT SUPPLIES	\$ 43,276	\$ 37,500	\$ 13,448	\$ 37,500	\$ 37,500	\$ -	\$ 37,500	\$ - 0.0%
100-5520-355	EQUIPMENT EXPENSE	\$ 12,243	\$ 12,700	\$ 5,608	\$ 12,700	\$ 12,700	\$ -	\$ 12,700	\$ - 0.0%
100-5520-360	BUILDING REPAIRS & MAINTENANCE	\$ 13,796	\$ 12,800	\$ 5,409	\$ 12,800	\$ 12,800	\$ -	\$ 12,800	\$ - 0.0%
100-5520-365	UTIL (SHELTERS) & TELEPHONE	\$ 42,306	\$ 40,950	\$ 14,844	\$ 42,000	\$ 43,000	\$ -	\$ 43,000	\$ 2,050 5.0%
	Operating Exp Total	\$ 157,819	\$ 167,765	\$ 74,980	\$ 168,565	\$ 176,765	\$ (5,975)	\$ 170,790	\$ 3,025 1.8%
100-5520-570	IT OPERATING ISF ALLOCATION	\$ 30,860	\$ 32,145	\$ 16,073	\$ 32,145	\$ 39,935	\$ 6,080	\$ 46,015	\$ 13,870 43.1%
100-5520-572	INSURANCE ISF ALLOCATION	\$ 24,540	\$ 28,689	\$ 14,345	\$ 28,689	\$ 30,105	\$ 1,183	\$ 31,288	\$ 2,599 9.1%
100-5520-573	IT CAPITAL ISF ALLOCATION	\$ 2,745	\$ 2,760	\$ 1,380	\$ 2,760	\$ 2,775	\$ -	\$ 2,775	\$ 15 0.5%
	Fixed Charges Total	\$ 58,145	\$ 63,594	\$ 31,798	\$ 63,594	\$ 72,815	\$ 7,263	\$ 80,078	\$ 16,484 25.9%
	Parks Department Total	\$ 1,144,257	\$ 1,189,796	\$ 521,177	\$ 1,172,958	\$ 1,246,367	\$ 39,944	\$ 1,286,311	\$ 96,515 8.1%
100-5530-110	SALARIES & WAGES - RECREATION	\$ 101,492	\$ 122,141	\$ 49,099	\$ 116,271	\$ 125,735	\$ -	\$ 125,735	\$ 3,594 2.9%
100-5530-115	OVERTIME	\$ -	\$ 1,845	\$ -	\$ 1,829	\$ 1,898	\$ -	\$ 1,898	\$ 53 2.9%
100-5530-120	PT/LTE/SEASONAL WAGES	\$ 5,403	\$ 45,271	\$ 814	\$ 45,271	\$ 45,271	\$ -	\$ 45,271	\$ - 0.0%
100-5530-131	FICA	\$ 7,685	\$ 12,990	\$ 3,545	\$ 12,539	\$ 13,272	\$ -	\$ 13,272	\$ 282 2.2%
100-5530-132	WRS	\$ 7,411	\$ 8,406	\$ 3,276	\$ 8,008	\$ 8,334	\$ -	\$ 8,334	\$ (72) -0.9%
100-5530-135	LONGEVITY	\$ 495	\$ 540	\$ 540	\$ 540	\$ 585	\$ -	\$ 585	\$ 45 8.3%
100-5530-160	HEALTH INS	\$ 18,053	\$ 19,411	\$ 10,366	\$ 27,331	\$ 28,084	\$ -	\$ 28,084	\$ 8,673 44.7%
100-5530-161	LIFE INS	\$ 101	\$ 142	\$ 50	\$ 138	\$ 146	\$ -	\$ 146	\$ 4 2.8%
100-5530-162	DISABILITY INS	\$ -	\$ 664	\$ -	\$ -	\$ 672	\$ -	\$ 672	\$ 8 1.2%
100-5530-163	DENTAL INS	\$ 1,215	\$ 1,331	\$ 672	\$ 1,727	\$ 1,813	\$ -	\$ 1,813	\$ 482 36.2%
	Personnel Costs Total	\$ 141,855	\$ 212,741	\$ 68,362	\$ 213,654	\$ 225,810	\$ -	\$ 225,810	\$ 13,069 6.1%
100-5530-245	COMPUTER RELATED REP & MAINT	\$ 1,834	\$ 4,500	\$ 873	\$ 4,500	\$ 4,500	\$ -	\$ 4,500	\$ - 0.0%
100-5530-290	OTHER CONTRACTUAL SERVICES	\$ 31,003	\$ 45,000	\$ 8,378	\$ 45,000	\$ 45,000	\$ -	\$ 45,000	\$ - 0.0%
	Contractual Services Total	\$ 32,837	\$ 49,500	\$ 9,251	\$ 49,500	\$ 49,500	\$ -	\$ 49,500	\$ - 0.0%
100-5530-310	OFFICE SUPPLIES & POSTAGE	\$ 363	\$ 275	\$ 11	\$ 275	\$ 275	\$ -	\$ 275	\$ - 0.0%
100-5530-320	PUBLICATIONS, DUES & SUBSCRIPT	\$ 516	\$ 700	\$ 371	\$ 700	\$ 700	\$ -	\$ 700	\$ - 0.0%
100-5530-325	TRAINING & TRAVEL	\$ -	\$ 1,300	\$ -	\$ 1,300	\$ 1,300	\$ -	\$ 1,300	\$ - 0.0%
100-5530-335	VEHICLE OPERATING EXPENSE	\$ 258	\$ 500	\$ 166	\$ 500	\$ 500	\$ -	\$ 500	\$ - 0.0%
100-5530-345	PUBLIC INFORMATION & EDUCATION	\$ 4,200	\$ 4,200	\$ 1,050	\$ 4,200	\$ 4,200	\$ -	\$ 4,200	\$ - 0.0%
100-5530-387	RECREATION PROGRAMS EXPENSE	\$ 10,809	\$ 40,000	\$ 4,229	\$ 40,000	\$ 40,000	\$ -	\$ 40,000	\$ - 0.0%
	Operating Exp Total	\$ 16,146	\$ 46,975	\$ 5,827	\$ 46,975	\$ 46,975	\$ -	\$ 46,975	\$ - 0.0%
100-5530-570	IT OPERATING ISF ALLOCATION	\$ 13,685	\$ 13,345	\$ 6,672	\$ 13,345	\$ 15,425	\$ 255	\$ 15,680	\$ 2,335 17.5%
100-5530-572	INSURANCE ISF ALLOCATION	\$ 6,575	\$ 6,795	\$ 3,398	\$ 6,795	\$ 6,980	\$ -	\$ 6,980	\$ 185 2.7%
100-5530-573	IT CAPITAL ISF ALLOCATION	\$ 810	\$ 820	\$ 410	\$ 820	\$ 825	\$ -	\$ 825	\$ 5 0.6%
	Fixed Charges Total	\$ 21,070	\$ 20,960	\$ 10,480	\$ 20,960	\$ 23,230	\$ 255	\$ 23,485	\$ 2,526 12.0%
	Recreation & Leisure Total	\$ 211,908	\$ 330,176	\$ 93,920	\$ 331,089	\$ 345,515	\$ 255	\$ 345,770	\$ 15,594 4.7%
100-5630-110	SALARIES & WAGES - PLANNING	\$ 234,330	\$ 247,035	\$ 107,788	\$ 247,056	\$ 259,414	\$ -	\$ 259,414	\$ 12,379 5.0%
100-5630-115	OVERTIME	\$ -	\$ 5,763	\$ -	\$ 5,763	\$ 6,014	\$ -	\$ 6,014	\$ 251 4.4%
100-5630-120	PT/LTE/SEASONAL WAGES	\$ 2,834	\$ 8,580	\$ 1,517	\$ 8,415	\$ 8,580	\$ -	\$ 8,580	\$ - 0.0%
100-5630-131	FICA	\$ 18,137	\$ 20,023	\$ 8,243	\$ 20,012	\$ 20,993	\$ -	\$ 20,993	\$ 970 4.8%
100-5630-132	WRS	\$ 15,840	\$ 17,088	\$ 7,300	\$ 17,090	\$ 17,279	\$ -	\$ 17,279	\$ 191 1.1%
100-5630-135	LONGEVITY	\$ 315	\$ 360	\$ 360	\$ 360	\$ 405	\$ -	\$ 405	\$ 45 12.5%
100-5630-140	PER DIEMS - COMMISSIONS & BDS	\$ 2,615	\$ 4,630	\$ -	\$ 4,630	\$ 4,090	\$ -	\$ 4,090	\$ (540) -11.7%
100-5630-160	HEALTH INS	\$ 32,725	\$ 35,252	\$ 17,626	\$ 35,252	\$ 36,214	\$ -	\$ 36,214	\$ 962 2.7%
100-5630-161	LIFE INS	\$ 191	\$ 718	\$ 101	\$ 718	\$ 903	\$ -	\$ 903	\$ 185 25.8%
100-5630-162	DISABILITY INS	\$ -	\$ 1,054	\$ -	\$ -	\$ 1,069	\$ -	\$ 1,069	\$ 15 1.4%
100-5630-163	DENTAL INS	\$ 2,094	\$ 2,296	\$ 1,093	\$ 2,186	\$ 2,296	\$ -	\$ 2,296	\$ - 0.0%
	Personnel Costs Total	\$ 309,081	\$ 342,799	\$ 144,028	\$ 341,482	\$ 357,257	\$ -	\$ 357,257	\$ 14,458 4.2%
100-5630-210	PROFESSIONAL SERVICES	\$ -	\$ 4,200	\$ -	\$ 4,200	\$ 4,200	\$ -	\$ 4,200	\$ - 0.0%
100-5630-250	PUBLIC NOTICES/ADS	\$ 1,975	\$ 4,300	\$ 704	\$ 4,300	\$ 4,300	\$ -	\$ 4,300	\$ - 0.0%
	Contractual Services Total	\$ 1,975	\$ 8,500	\$ 704	\$ 8,500	\$ 8,500	\$ -	\$ 8,500	\$ - 0.0%
100-5630-310	OFFICE SUPPLIES & POSTAGE	\$ 732	\$ 1,600	\$ 230	\$ 1,600	\$ 1,600	\$ -	\$ 1,600	\$ - 0.0%
100-5630-320	PUBLICATIONS, DUES & SUBSCRIPT	\$ 1,165	\$ 1,995	\$ 1,066	\$ 1,995	\$ 1,995	\$ -	\$ 1,995	\$ - 0.0%
100-5630-325	TRAINING & TRAVEL	\$ -	\$ 3,400	\$ 300	\$ 3,400	\$ 6,800	\$ -	\$ 6,800	\$ 3,400 100.0%
100-5630-330	VEHICLE USE REIMBURSEMENT	\$ -	\$ 855	\$ -	\$ 855	\$ 855	\$ -	\$ 855	\$ - 0.0%
100-5630-340	OPERATING MATERIALS & SUPPLIES	\$ 35	\$ 250	\$ -	\$ 250	\$ 250	\$ -	\$ 250	\$ - 0.0%
100-5630-345	PUBLIC INFORMATION & EDUCATION	\$ -	\$ 400	\$ -	\$ 400	\$ 400	\$ -	\$ 400	\$ - 0.0%
	Operating Exp Total	\$ 1,932	\$ 8,500	\$ 1,596	\$ 8,500	\$ 11,900	\$ -	\$ 11,900	\$ 3,400 40.0%
100-5630-570	IT OPERATING ISF ALLOCATION	\$ 15,700	\$ 15,780	\$ 7,890	\$ 15,780	\$ 18,105	\$ 4,705	\$ 22,810	\$ 7,030 44.6%
100-5630-572	INSURANCE ISF ALLOCATION	\$ 2,136	\$ 2,495	\$ 1,248	\$ 2,495	\$ 2,830	\$ -	\$ 2,830	\$ 335 13.4%
100-5630-573	IT CAPITAL ISF ALLOCATION	\$ 1,080	\$ 1,090	\$ 545	\$ 1,090	\$ 1,100	\$ -	\$ 1,100	\$ 10 0.9%
	Fixed Charges Total	\$ 18,916	\$ 19,365	\$ 9,683	\$ 19,365	\$ 22,035	\$ 4,705	\$ 26,740	\$ 7,375 38.1%
	Zoning & Planning Total	\$ 331,904	\$ 379,164	\$ 156,011	\$ 377,847	\$ 399,692	\$ 4,705	\$ 404,397	\$ 25,233 6.7%

City of Fitchburg
 General Fund #100
 2022 Operating Budget

Acct #	Account Name	2020 Actual	2021 Adopted Budget	06/2021 YTD Actual	2021 Estimate	2022 Budget Request	Revisions Thru Adoption	2022 Adopted Budget	Budget Change	
100-5670-110	SALARIES & WAGES - EDC	\$ 195,782	\$ 203,162	\$ 80,181	\$ 195,621	\$ 211,450	\$ -	\$ 211,450	\$ 8,288	4.1%
100-5670-131	FICA	\$ 14,134	\$ 15,707	\$ 5,837	\$ 15,119	\$ 16,348	\$ -	\$ 16,348	\$ 641	4.1%
100-5670-132	WRS	\$ 13,166	\$ 13,859	\$ 5,558	\$ 13,341	\$ 13,890	\$ -	\$ 13,890	\$ 31	0.2%
100-5670-135	LONGEVITY	\$ 2,070	\$ 2,160	\$ 2,160	\$ 2,019	\$ 2,250	\$ -	\$ 2,250	\$ 90	4.2%
100-5670-140	PER DIEMS - ECON DEV COMM	\$ 375	\$ 1,080	\$ -	\$ 1,080	\$ 1,080	\$ -	\$ 1,080	\$ -	0.0%
100-5670-160	HEALTH INS	\$ 25,130	\$ 27,331	\$ 12,744	\$ 26,341	\$ 28,084	\$ -	\$ 28,084	\$ 753	2.8%
100-5670-161	LIFE INS	\$ 1,007	\$ 961	\$ 458	\$ 925	\$ 1,152	\$ -	\$ 1,152	\$ 191	19.9%
100-5670-162	DISABILITY INS	\$ -	\$ 800	\$ -	\$ -	\$ 800	\$ -	\$ 800	\$ -	0.0%
100-5670-163	DENTAL INS	\$ 1,639	\$ 1,813	\$ 810	\$ 1,670	\$ 1,813	\$ -	\$ 1,813	\$ -	0.0%
	Personnel Costs Total	\$ 253,303	\$ 266,873	\$ 107,748	\$ 256,116	\$ 276,867	\$ -	\$ 276,867	\$ 9,994	3.7%
100-5670-245	COMPUTER RELATED REP & MAINT	\$ 840	\$ 840	\$ 840	\$ 840	\$ 840	\$ -	\$ 840	\$ -	0.0%
	Contractual Services Total	\$ 840	\$ 840	\$ 840	\$ 840	\$ 840	\$ -	\$ 840	\$ -	0.0%
100-5670-310	OFFICE SUPPLIES & POSTAGE	\$ 52	\$ 1,350	\$ 54	\$ 500	\$ 1,350	\$ -	\$ 1,350	\$ -	0.0%
100-5670-320	PUBLICATIONS, DUES & SUBSCRIPT	\$ 1,543	\$ 1,875	\$ 723	\$ 1,875	\$ 1,875	\$ -	\$ 1,875	\$ -	0.0%
100-5670-325	TRAINING & TRAVEL	\$ 546	\$ 1,475	\$ -	\$ 225	\$ 1,475	\$ -	\$ 1,475	\$ -	0.0%
100-5670-330	VEHICLE USE REIMBURSEMENT	\$ -	\$ 660	\$ -	\$ 660	\$ 660	\$ -	\$ 660	\$ -	0.0%
100-5670-340	OPERATING MATERIALS & SUPPLIES	\$ -	\$ 625	\$ -	\$ 500	\$ 500	\$ -	\$ 500	\$ (125)	-20.0%
100-5670-345	PUBLIC INFORMATION & EDUCATION	\$ -	\$ 525	\$ -	\$ 525	\$ 525	\$ -	\$ 525	\$ -	0.0%
100-5670-363	COMMUNICATIONS EXPENSE	\$ 392	\$ 325	\$ -	\$ 325	\$ 325	\$ -	\$ 325	\$ -	0.0%
	Operating Exp Total	\$ 2,533	\$ 6,835	\$ 777	\$ 4,610	\$ 6,710	\$ -	\$ 6,710	\$ (125)	-1.8%
100-5670-570	IT OPERATING ISF ALLOCATION	\$ 7,385	\$ 7,450	\$ 3,725	\$ 7,450	\$ 8,610	\$ 4,565	\$ 13,175	\$ 5,725	76.8%
100-5670-572	INSURANCE ISF ALLOCATION	\$ 6,680	\$ 7,675	\$ 3,837	\$ 7,675	\$ 7,990	\$ -	\$ 7,990	\$ 315	4.1%
100-5670-573	IT CAPITAL ISF ALLOCATION	\$ 540	\$ 545	\$ 273	\$ 545	\$ 550	\$ -	\$ 550	\$ 5	0.9%
	Fixed Charges Total	\$ 14,605	\$ 15,670	\$ 7,835	\$ 15,670	\$ 17,150	\$ 4,565	\$ 21,715	\$ 6,045	38.6%
	Economic Development Total	\$ 271,281	\$ 290,218	\$ 117,200	\$ 277,236	\$ 301,567	\$ 4,565	\$ 306,132	\$ 15,914	5.5%
100-5920-951	TRANSFER TO CAP PROJ - EQUIP	\$ 20,000	\$ 20,000	\$ -	\$ 20,000	\$ 373,250	\$ -	\$ 373,250	\$ 353,250	1766.3%
100-5920-954	OTHER TRANS TO FUND 400	\$ 368,039	\$ 424,618	\$ -	\$ 424,618	\$ -	\$ 167,516	\$ 167,516	\$ (257,102)	-60.5%
	Miscellaneous Costs Total	\$ 388,039	\$ 444,618	\$ -	\$ 444,618	\$ 373,250	\$ 167,516	\$ 540,766	\$ 96,148	21.6%
	Transfers to Other Funds Total	\$ 388,039	\$ 444,618	\$ -	\$ 444,618	\$ 373,250	\$ 167,516	\$ 540,766	\$ 96,148	21.6%
	Grand Total	\$ 20,613,468	\$ 22,598,138	\$ 9,869,561	\$ 22,074,875	\$ 23,558,918	\$ 935,393	\$ 24,494,311	\$ 1,896,173	8.4%
Net Surplus/(Deficit)		\$ 1,242,728	\$ (586,618)	\$ 9,638,920	\$ 202,713	\$ (480,900)	\$ (167,516)	\$ (648,416)	\$ (61,798)	

City of Fitchburg
 Grant/Donation Fund #200
 2022 Operating Budget

Acct #	Account Name	2020 Actual	2021 Adopted Budget	06/2021 YTD Actual	2021 Estimate	2022 Budget Request	Revisions Thru Adoption	2022 Adopted Budget	Budget Change	
5460 200-4325-460	FEDERAL GRANT COVID	\$ 259	\$ -	\$ -	\$ -	\$ -	\$ -	\$ -	\$ -	100.0%
2198 200-4322-198	FEDERAL GRANT SPECIFIC PROJ PD	\$ -	\$ -	\$ -	\$ -	\$ -	\$ -	\$ -	\$ -	100.0%
2199 200-4322-199	FEDERAL GRANT GENERAL PD	\$ 8,000	\$ -	\$ 6,398	\$ 30,000	\$ -	\$ -	\$ -	\$ -	100.0%
2299 200-4322-299	FEDERAL GRANT MISC FD	\$ -	\$ -	\$ -	\$ -	\$ -	\$ -	\$ -	\$ -	100.0%
5631 200-4325-631	FEDERAL GRANT PLANNING	\$ -	\$ -	\$ -	\$ -	\$ -	\$ -	\$ -	\$ -	100.0%
2199 200-4352-199	STATE GRANT GENERAL PD	\$ -	\$ -	\$ -	\$ -	\$ -	\$ -	\$ -	\$ -	100.0%
5403 200-4375-403	COUNTY GRANT SENIOR NUTRITION	\$ 1,000	\$ -	\$ -	\$ -	\$ -	\$ -	\$ -	\$ -	100.0%
Subtotal Intergovernmental Aid		\$ 9,259	\$ -	\$ 6,398	\$ 30,000	\$ -	\$ -	\$ -	\$ -	
1999 200-4851-999	PRIVATE DONATIONS GEN GOVT	\$ 916	\$ -	\$ 1,000	\$ 1,000	\$ -	\$ -	\$ -	\$ -	100.0%
2101 200-4852-101	PRIVATE DONATIONS K9 UNIT	\$ -	\$ -	\$ 1,000	\$ 1,000	\$ -	\$ -	\$ -	\$ -	100.0%
2199 200-4852-199	PRIVATE DONATIONS MISC PD	\$ -	\$ -	\$ -	\$ -	\$ -	\$ -	\$ -	\$ -	100.0%
2299 200-4852-299	PRIVATE DONATIONS MISC FD	\$ 1,170	\$ -	\$ -	\$ -	\$ -	\$ -	\$ -	\$ -	100.0%
5401 200-4855-401	DONATIONS SR AMP	\$ -	\$ -	\$ -	\$ -	\$ -	\$ -	\$ -	\$ -	100.0%
5403 200-4855-403	DONATIONS SENIOR NUTRITION	\$ -	\$ -	\$ -	\$ -	\$ -	\$ -	\$ -	\$ -	100.0%
5410 200-4855-410	SR CTR- MEMORIALS	\$ 1,650	\$ 2,000	\$ 3,430	\$ 4,000	\$ 2,000	\$ -	\$ 2,000	\$ -	0.0%
5411 200-4855-411	SR CTR- LEGACY FUND	\$ 10,975	\$ -	\$ -	\$ 4,000	\$ 2,000	\$ -	\$ 2,000	\$ 2,000	100.0%
5420 200-4855-420	SR CTR-ENERGY/CORD CUT SAVINGS	\$ -	\$ -	\$ -	\$ -	\$ -	\$ -	\$ -	\$ -	100.0%
5430 200-4855-430	SR CTR-DEMENTIA FRIENDLY	\$ -	\$ -	\$ -	\$ -	\$ -	\$ -	\$ -	\$ -	100.0%
5440 200-4855-440	SR CTR-DONATIONS MISC	\$ 5,699	\$ 7,000	\$ 5,102	\$ 8,000	\$ -	\$ -	\$ -	\$ (7,000)	-100.0%
5450 200-4855-450	SR CTR-DONATIONS VOLUNTEER RN	\$ -	\$ -	\$ 304	\$ 500	\$ -	\$ -	\$ -	\$ -	100.0%
5460 200-4855-460	SR CTR-DONATIONS COVID19	\$ 600	\$ -	\$ -	\$ -	\$ -	\$ -	\$ -	\$ -	100.0%
5510 200-4855-510	PRIVATE DONATIONS GEN LIBRARY	\$ 6,700	\$ 200	\$ 10,000	\$ 10,000	\$ -	\$ -	\$ -	\$ (200)	-100.0%
5520 200-4855-520	RECREATION SCHOLARSHIPS	\$ -	\$ 500	\$ -	\$ -	\$ -	\$ -	\$ -	\$ (500)	-100.0%
5521 200-4855-521	DONATIONS PARKS SPECIFIC PROJ	\$ 8,481	\$ 2,000	\$ 5,361	\$ 6,000	\$ -	\$ -	\$ -	\$ (2,000)	-100.0%
5524 200-4855-524	DONATIONS DOG PARK	\$ 175	\$ 100	\$ -	\$ -	\$ -	\$ -	\$ -	\$ (100)	-100.0%
5525 200-4855-525	DONATIONS SPLASH PAD	\$ -	\$ -	\$ -	\$ -	\$ -	\$ -	\$ -	\$ -	100.0%
5631 200-4855-631	DONATIONS - PLANNING	\$ -	\$ -	\$ -	\$ -	\$ -	\$ -	\$ -	\$ -	100.0%
5671 200-4855-671	DONATIONS - ECON DEV	\$ -	\$ -	\$ -	\$ -	\$ -	\$ -	\$ -	\$ -	100.0%
2101 200-4882-101	SALE OF K9 MERCHANDISE	\$ -	\$ -	\$ -	\$ -	\$ -	\$ -	\$ -	\$ -	100.0%
Miscellaneous Revenues Total		\$ 36,366	\$ 11,800	\$ 27,612	\$ 35,915	\$ 4,000	\$ -	\$ 4,000	\$ (7,800)	-66.1%
5420 200-4925-420	SR ENERGY/CORD CUT TRX FR F400	\$ -	\$ -	\$ -	\$ -	\$ -	\$ -	\$ -	\$ -	100.0%
5520 200-4925-520	SCHOLARSHIPS- TRX FROM F400	\$ -	\$ -	\$ -	\$ -	\$ -	\$ -	\$ -	\$ -	100.0%
5522 200-4925-522	PARK GENERAL-TRX FROM F400	\$ -	\$ -	\$ -	\$ -	\$ -	\$ -	\$ -	\$ -	100.0%
5523 200-4925-523	PARK SAVE AN ASH-TRX FROM F400	\$ -	\$ -	\$ -	\$ -	\$ -	\$ -	\$ -	\$ -	100.0%
5411 200-4985-411	SR GEN - TRX FR OTHER PROJ	\$ 13,649	\$ -	\$ -	\$ -	\$ -	\$ -	\$ -	\$ -	100.0%
5440 200-4985-440	SR GEN - TRX FR OTHER PROJ	\$ -	\$ -	\$ -	\$ -	\$ -	\$ -	\$ -	\$ -	100.0%
Other Financing Sources Total		\$ 13,649	\$ -	\$ -	\$ -	\$ -	\$ -	\$ -	\$ -	100.0%
Total Revenues		\$ 59,273	\$ 11,800	\$ 34,010	\$ 65,915	\$ 4,000	\$ -	\$ 4,000	\$ (7,800)	-66.1%

Acct #	Account Name	2020 Actual	2021 Adopted Budget	06/2021 YTD Actual	2021 Estimate	2022 Budget Request	Revisions Thru Adoption	2022 Adopted Budget	Budget Change	
2101 200-5212-101	K9 MERCHANDISE FOR RESALE	\$ -	\$ -	\$ -	\$ -	\$ -	\$ -	\$ -	\$ -	100.0%
2199 200-5212-199	MISC PD GRANT/DONATION EXP	\$ 8,000	\$ -	\$ 17,166	\$ 30,000	\$ -	\$ -	\$ -	\$ -	100.0%
2299 200-5212-299	MISC FD GRANT/DONATION EXP	\$ 1,110	\$ -	\$ -	\$ -	\$ -	\$ -	\$ -	\$ -	100.0%
5401 200-5465-401	SR CENTER AMP EXP	\$ -	\$ -	\$ -	\$ -	\$ -	\$ -	\$ -	\$ -	100.0%
5403 200-5465-403	SENIOR NUTRITION	\$ 876	\$ -	\$ -	\$ -	\$ -	\$ -	\$ -	\$ -	100.0%
5510 200-5515-510	GENERAL LIBRARY GRANTS/DONATE	\$ 784	\$ 200	\$ 11,925	\$ 12,000	\$ -	\$ -	\$ -	\$ (200)	-100.0%
1999 200-5711-999	MISC GEN GOVT GRANT/DON	\$ 916	\$ -	\$ -	\$ -	\$ -	\$ -	\$ -	\$ -	100.0%
2101 200-5722-101	K9 UNIT EXP	\$ 2,145	\$ 3,000	\$ 1,250	\$ 3,000	\$ 3,000	\$ -	\$ 3,000	\$ -	0.0%
5401 200-5745-401	JOINT VENTURES SR AMP OREGON	\$ -	\$ -	\$ -	\$ -	\$ -	\$ -	\$ -	\$ -	100.0%
5410 200-5745-410	SR CTR-MEMORIALS	\$ 74	\$ 5,000	\$ 273	\$ 4,000	\$ 4,000	\$ -	\$ 4,000	\$ (1,000)	-20.0%
5411 200-5745-411	SR CTR-LEGACY FUNDS	\$ 3,058	\$ -	\$ 434	\$ 3,000	\$ 3,000	\$ -	\$ 3,000	\$ 3,000	100.0%
5420 200-5745-420	SR CTR-ENERGY/CORD CUT SAVINGS	\$ -	\$ 400	\$ -	\$ -	\$ -	\$ -	\$ -	\$ (400)	-100.0%
5430 200-5745-430	SR CTR-DEMENTIA FRIENDLY	\$ -	\$ -	\$ -	\$ -	\$ -	\$ -	\$ -	\$ -	100.0%
5440 200-5745-440	SR CTR-DONATIONS MISC	\$ 2,500	\$ 10,000	\$ 1,257	\$ 2,000	\$ 5,000	\$ -	\$ 5,000	\$ (5,000)	-50.0%
5450 200-5745-450	SR CTR-VOLUNTEER RN	\$ 241	\$ 100	\$ (76)	\$ -	\$ -	\$ -	\$ -	\$ (100)	-100.0%
5460 200-5745-460	SR CTR-COVID19	\$ 600	\$ -	\$ -	\$ -	\$ -	\$ -	\$ -	\$ -	100.0%
5520 200-5765-520	RECREATION SCHOLARSHIP EXP	\$ -	\$ 1,000	\$ -	\$ -	\$ 1,000	\$ -	\$ 1,000	\$ -	0.0%
5521 200-5765-521	PARKS SPECIFIC PROJECTS	\$ 8,400	\$ 6,510	\$ 2,010	\$ 6,000	\$ 4,500	\$ -	\$ 4,500	\$ (2,010)	-30.9%
5522 200-5765-522	PARKS DONATIONS GENERAL	\$ 2,700	\$ 3,420	\$ 225	\$ 500	\$ 2,900	\$ -	\$ 2,900	\$ (520)	-15.2%
5523 200-5765-523	PARKS - SAVE AN ASH PRGM	\$ -	\$ -	\$ -	\$ -	\$ -	\$ -	\$ -	\$ -	100.0%
5524 200-5765-524	PARKS - DOG PARK	\$ -	\$ 1,000	\$ -	\$ -	\$ -	\$ -	\$ -	\$ (1,000)	-100.0%
5525 200-5765-525	PARKS - SPLASH PAD	\$ -	\$ 500	\$ -	\$ -	\$ -	\$ -	\$ -	\$ (500)	-100.0%
5631 200-5775-631	MISC PLANNING	\$ -	\$ -	\$ -	\$ -	\$ -	\$ -	\$ -	\$ -	100.0%
5671 200-5775-671	MISC ECON DEV	\$ -	\$ -	\$ -	\$ -	\$ -	\$ -	\$ -	\$ -	100.0%
5410 200-5985-410	SR CENTER MEMORIALS TRX OUT	\$ -	\$ -	\$ -	\$ -	\$ -	\$ -	\$ -	\$ -	100.0%
5440 200-5985-440	SR CENTER GEN TRX OUT	\$ 13,649	\$ -	\$ -	\$ -	\$ -	\$ -	\$ -	\$ -	100.0%
5410 200-5995-410	SR CENTER MEM INTERPRJ TRX	\$ -	\$ -	\$ -	\$ -	\$ -	\$ -	\$ -	\$ -	100.0%
Total Expenditures		\$ 45,053	\$ 31,130	\$ 34,464	\$ 60,500	\$ 23,400	\$ -	\$ 23,400	\$ (7,730)	-24.8%

Net Surplus/(Deficit) \$ 14,221 \$ (19,330) \$ (453) \$ 5,415 \$ (19,400) \$ - \$ (19,400) \$ (70)

Beginning Fund Balance	\$ 83,060	\$ 97,281	\$ 97,281	\$ 97,281	\$ 102,696	\$ 102,696
Annual Activity	\$ 14,221	\$ (19,330)	\$ (453)	\$ 5,415	\$ (19,400)	\$ (19,400)
Estimated Ending Fund Balance	\$ 97,281	\$ 77,951	\$ 96,828	\$ 102,696	\$ 83,296	\$ 83,296

Ending Fund Balance by Project

1999 Misc General Government	\$ -	\$ -	\$ 1,000	\$ 1,000	\$ 1,000	\$ 1,000
2101 Police K9	\$ 17,801	\$ 14,801	\$ 17,551	\$ 15,801	\$ 12,801	\$ 12,801
2198 Police Specific	\$ -	\$ -	\$ -	\$ -	\$ -	\$ -
2199 Police General	\$ -	\$ -	\$ (10,767)	\$ -	\$ -	\$ -
2299 Fire General	\$ 1,204	\$ 1,204	\$ 1,204	\$ 1,204	\$ 1,204	\$ 1,204
5144 Sustainability General	\$ -	\$ -	\$ -	\$ -	\$ -	\$ -
5401 Senior AMP	\$ 4,487	\$ 4,487	\$ 4,487	\$ 4,487	\$ 4,487	\$ 4,487
5403 Senior Nutrition	\$ 927	\$ 927	\$ 2,342	\$ 2,342	\$ 2,342	\$ 2,342
5410 Senior Memorials	\$ 13,318	\$ 10,318	\$ 16,475	\$ 13,318	\$ 11,318	\$ 11,318
5411 Senior Legacy Funds	\$ 21,566	\$ 21,566	\$ 21,132	\$ 22,566	\$ 21,566	\$ 21,566
5420 Senior Energy Task Force	\$ 447	\$ 47	\$ 447	\$ 447	\$ 447	\$ 447
5430 Senior Dementia Friendly	\$ 439	\$ 439	\$ 439	\$ 439	\$ 439	\$ 439
5440 Senior General	\$ 8,758	\$ 5,758	\$ 12,603	\$ 14,758	\$ 9,758	\$ 9,758
5450 Senior Volunteer Nurse	\$ 479	\$ 379	\$ 859	\$ 979	\$ 979	\$ 979
5460 Senior COVID	\$ 259	\$ 259	\$ 259	\$ 259	\$ 259	\$ 259
5510 Library General	\$ 6,195	\$ 6,195	\$ 4,270	\$ 4,195	\$ 4,195	\$ 4,195
5520 Recreation Scholarship	\$ 7,891	\$ 7,391	\$ 7,891	\$ 6,891	\$ 6,891	\$ 6,891
5521 Park Specific	\$ 4,591	\$ 81	\$ 7,942	\$ 4,591	\$ 91	\$ 91
5522 Parks Donation General	\$ 3,420	\$ (0)	\$ 3,195	\$ 2,920	\$ 20	\$ 20
5523 Save an Ash Tree	\$ -	\$ -	\$ -	\$ -	\$ -	\$ -
5524 Dog Park	\$ 3,755	\$ 2,855	\$ 3,755	\$ 3,755	\$ 3,755	\$ 3,755
5525 Splash Pad	\$ 1,744	\$ 1,244	\$ 1,744	\$ 1,744	\$ 1,744	\$ 1,744
5631 Planning General	\$ -	\$ -	\$ -	\$ -	\$ -	\$ -
5671 Economic Development General	\$ -	\$ -	\$ -	\$ -	\$ -	\$ -
Total		\$ 97,281	\$ 77,951	\$ 96,828	\$ 102,696	\$ 83,296

check (rounding ok)

City of Fitchburg
 Park Dedication Fund #202
 2022 Operating Budget

Acct #	Account Name	2020 Actual	2021 Adopted Budget	06/2021 YTD Actual	2021 Estimate	2022 Budget Request	Revisions Thru Adoption	2022 Adopted Budget	Budget Change
202-4612-029	FEES IN LIEU-QUARRY VISTA	\$ -	\$ -	\$ -	\$ -	\$ -	\$ -	\$ -	100.0%
202-4612-033	FEES IN LIEU-FAHEY FIELDS	\$ -	\$ -	\$ -	\$ -	\$ -	\$ -	\$ -	100.0%
202-4612-035	FEES IN LIEU-STONER PRAIRIE	\$ -	\$ -	\$ -	\$ -	\$ -	\$ -	\$ -	100.0%
202-4613-100	FEES IN LIEU-PARK DEDICATION	\$ -	\$ -	\$ -	\$ -	\$ -	\$ -	\$ -	100.0%
202-4613-200	FEES IN LIEU-STREET FRONTAGE	\$ -	\$ -	\$ -	\$ -	\$ -	\$ -	\$ -	100.0%
	Subtotal Fees in Lieu	\$ -	\$ -	\$ -	\$ -	\$ -	\$ -	\$ -	100.0%
202-4672-000	PI-AREA COMMUNITY PARKS	\$ -	\$ -	\$ -	\$ -	\$ -	\$ -	\$ -	100.0%
202-4672-007	PI FEES-LACY HEIGHTS/STONER PR	\$ -	\$ -	\$ -	\$ -	\$ -	\$ -	\$ -	100.0%
202-4672-021	PI FEES - TECHNOLOGY CAMPUS	\$ -	\$ -	\$ -	\$ -	\$ -	\$ -	\$ -	100.0%
202-4672-028	PI FEES - NORTH PARK	\$ -	\$ -	\$ -	\$ -	\$ -	\$ -	\$ -	100.0%
202-4672-029	PI FEES - QUARRY VISTA	\$ -	\$ -	\$ -	\$ -	\$ -	\$ -	\$ -	100.0%
202-4672-030	PI FEES - PRIMA VISTA UPTOWN	\$ -	\$ -	\$ -	\$ -	\$ -	\$ -	\$ -	100.0%
202-4672-031	PI FEES - RIMROCK	\$ -	\$ -	\$ -	\$ -	\$ -	\$ -	\$ -	100.0%
202-4672-032	PI FEES - UPTOWN CROSSING	\$ -	\$ -	\$ -	\$ -	\$ -	\$ -	\$ -	100.0%
202-4672-033	PI FEES - FAHEY FIELDS	\$ -	\$ -	\$ -	\$ -	\$ -	\$ -	\$ -	100.0%
202-4672-100	PI-TECH LANDS	\$ -	\$ -	\$ -	\$ -	\$ -	\$ -	\$ -	100.0%
	Subtotal Park Improvement Fees	\$ -	\$ -	\$ -	\$ -	\$ -	\$ -	\$ -	100.0%
202-4810-000	INTEREST REVENUES	\$ 10,558	\$ 10,000	\$ 772	\$ 2,000	\$ 2,000	\$ -	\$ 2,000	\$ (8,000) -80.0%
202-4930-202	FUND BALANCE APPLIED	\$ -	\$ 2,688,000	\$ -	\$ -	\$ 104,565	\$ -	\$ 104,565	\$ (2,583,435) -96.1%
202-4982-000	Inter Project Transfer In	\$ -	\$ -	\$ -	\$ -	\$ -	\$ -	\$ -	\$ - 100.0%
	Subtotal Miscellaneous Revenues	\$ 10,558	\$ 2,698,000	\$ 772	\$ 2,000	\$ 106,565	\$ -	\$ 106,565	\$ (2,591,435) -96.1%
	Total Revenues	\$ 10,558	\$ 2,698,000	\$ 772	\$ 2,000	\$ 106,565	\$ -	\$ 106,565	\$ (2,591,435) -96.1%

Acct #	Account Name	2020 Actual	2021 Adopted Budget	06/2021 YTD Actual	2021 Estimate	2022 Budget Request	Revisions Thru Adoption	2022 Adopted Budget	Budget Change
202-5520-000	PARK DEDICATION IMPROVEMENTS	\$ 98,241	\$ 2,688,000	\$ 129,768	\$ 2,427,635	\$ -	\$ -	\$ -	\$ (2,688,000) -100.0%
202-5520-100	IMPROVE FROM ST FRONTAGE FEE	\$ 19,717	\$ -	\$ -	\$ -	\$ -	\$ -	\$ -	\$ - 100.0%
202-5762-002	PARK IMPROVE - SEMINOLE HILLS	\$ -	\$ -	\$ -	\$ -	\$ -	\$ -	\$ -	\$ - 100.0%
202-5762-003	PARK IMPROVE - JAMESTOWN	\$ -	\$ -	\$ -	\$ -	\$ -	\$ -	\$ -	\$ - 100.0%
202-5762-007	PI - LACY HEIGHTS	\$ -	\$ -	\$ -	\$ -	\$ -	\$ -	\$ -	\$ - 100.0%
202-5762-010	PI-NINE SPRGS/FITCHBURG SPR	\$ -	\$ -	\$ -	\$ -	\$ -	\$ -	\$ -	\$ - 100.0%
202-5762-012	PARK IMPROVE - HATCHERY HILL	\$ -	\$ -	\$ -	\$ -	\$ -	\$ -	\$ -	\$ - 100.0%
202-5762-014	PARK IMPROVE-GUNFLINT TRL PARK	\$ -	\$ -	\$ -	\$ -	\$ -	\$ -	\$ -	\$ - 100.0%
202-5762-016	PARK IMPROVE - HARLAN SPRAGUE	\$ -	\$ -	\$ 1,015	\$ 1,015	\$ -	\$ -	\$ -	\$ - 100.0%
202-5762-017	PARK IMPROVE - QUARRY HILL	\$ 361	\$ -	\$ -	\$ -	\$ 6,550	\$ -	\$ 6,550	\$ 6,550 100.0%
202-5762-018	PARK IMPROVE - SEMINOLE FOREST	\$ -	\$ -	\$ -	\$ -	\$ -	\$ -	\$ -	\$ - 100.0%
202-5762-020	PARK IMPROVE - SWAN CREEK	\$ -	\$ -	\$ -	\$ -	\$ 8,015	\$ -	\$ 8,015	\$ 8,015 100.0%
202-5762-021	PARK IMPROVE - FITCH TECH CAMP	\$ -	\$ -	\$ -	\$ -	\$ -	\$ -	\$ -	\$ - 100.0%
202-5762-022	PARK IMPROVE - OAK MEADOW	\$ 1,233	\$ -	\$ 1,094	\$ 1,390	\$ -	\$ -	\$ -	\$ - 100.0%
202-5762-023	PARK IMPROVE - MCGAW PARK	\$ -	\$ -	\$ -	\$ -	\$ -	\$ -	\$ -	\$ - 100.0%
202-5762-024	PARK IMPROVE - ORCHARD POINTE	\$ -	\$ -	\$ -	\$ -	\$ -	\$ -	\$ -	\$ - 100.0%
202-5762-026	PARK IMPROV - PINNACLE PARK	\$ -	\$ -	\$ -	\$ -	\$ -	\$ -	\$ -	\$ - 100.0%
202-5762-027	PARK IMPROVE-UPTOWN VILLAGE	\$ -	\$ -	\$ -	\$ -	\$ -	\$ -	\$ -	\$ - 100.0%
202-5762-029	PARK IMPROVE - QUARRY VISTA	\$ 4,770	\$ -	\$ -	\$ -	\$ -	\$ -	\$ -	\$ - 100.0%
202-5762-032	PARK IMPROVE-UPTOWN CROSSING	\$ 918	\$ -	\$ -	\$ -	\$ -	\$ -	\$ -	\$ - 100.0%
202-5762-033	PARK IMPROVE-FAHEY FIELDS	\$ 160,029	\$ 200,000	\$ -	\$ 10,000	\$ 90,000	\$ -	\$ 90,000	\$ (110,000) -55.0%
202-5762-034	PARK IMPROVE-JAMESTOWN/HUEGEL	\$ -	\$ -	\$ -	\$ -	\$ -	\$ -	\$ -	\$ - 100.0%
	Total Expenditures	\$ 285,269	\$ 2,888,000	\$ 131,877	\$ 2,440,040	\$ 104,565	\$ -	\$ 104,565	\$ (2,783,435) -96.4%
	Net Surplus/(Deficit)	\$ (274,710)	\$ (2,878,000)	\$ (131,105)	\$ (2,438,040)	\$ (102,565)	\$ -	\$ (102,565)	\$ 2,775,435
	Beginning Fund Balance	\$ 1,543,378	\$ 1,268,667	\$ 1,268,667	\$ 1,268,667	\$ (1,169,373)		\$ (1,169,373)	
	Annual Activity	\$ (274,710)	\$ (2,878,000)	\$ (131,105)	\$ (2,438,040)	\$ (102,565)		\$ (102,565)	
	Estimated Ending Fund Balance	\$ 1,268,667	\$ (1,609,333)	\$ 1,137,562	\$ (1,169,373)	\$ (1,271,938)		\$ (1,271,938)	

City of Fitchburg
Park Fee Fund #203 (effective 4/4/18)
2022 Operating Budget

Acct #	Account Name	2020 Actual	2021 Adopted Budget	06/2021 YTD Actual	2021 Estimate	2022 Budget Request	Revisions Thru Adoption	2022 Adopted Budget	Budget Change	
2005	203-4612-005	\$ -	\$ -	\$ -	\$ -	\$ -	\$ -	\$ -	\$ -	100.0%
2007	203-4612-007	\$ -	\$ -	\$ -	\$ -	\$ -	\$ -	\$ -	\$ -	100.0%
2009	203-4612-009	\$ -	\$ -	\$ -	\$ 679,810	\$ -	\$ -	\$ -	\$ -	100.0%
2010	203-4612-010	\$ 562,900	\$ -	\$ -	\$ -	\$ -	\$ -	\$ -	\$ -	100.0%
2011	203-4612-011	\$ 389,700	\$ -	\$ -	\$ -	\$ -	\$ -	\$ -	\$ -	100.0%
2013	203-4612-013	\$ -	\$ -	\$ 48,741	\$ 48,741	\$ -	\$ -	\$ -	\$ -	100.0%
2999	203-4612-999	\$ 8,660	\$ -	\$ 4,330	\$ 4,330	\$ -	\$ -	\$ -	\$ -	100.0%
Subtotal Fees in Lieu of Land Dedication		\$ 961,260	\$ -	\$ 53,071	\$ 732,881	\$ -	\$ -	\$ -	\$ -	100.0%
1001	203-4671-001	\$ (7,310)	\$ -	\$ 6,080	\$ 6,080	\$ -	\$ -	\$ -	\$ -	100.0%
1002	203-4671-002	\$ -	\$ -	\$ -	\$ -	\$ -	\$ -	\$ -	\$ -	100.0%
1003	203-4671-003	\$ -	\$ -	\$ -	\$ -	\$ -	\$ -	\$ -	\$ -	100.0%
1004	203-4671-004	\$ -	\$ -	\$ -	\$ -	\$ -	\$ -	\$ -	\$ -	100.0%
1005	203-4671-005	\$ -	\$ -	\$ -	\$ -	\$ -	\$ -	\$ -	\$ -	100.0%
1006	203-4671-006	\$ -	\$ -	\$ -	\$ -	\$ -	\$ -	\$ -	\$ -	100.0%
1007	203-4671-007	\$ -	\$ -	\$ -	\$ -	\$ -	\$ -	\$ -	\$ -	100.0%
1008	203-4671-008	\$ 11,360	\$ -	\$ 9,760	\$ 9,760	\$ -	\$ -	\$ -	\$ -	100.0%
1009	203-4671-009	\$ -	\$ -	\$ -	\$ 25,120	\$ -	\$ -	\$ -	\$ -	100.0%
1010	203-4671-010	\$ 20,800	\$ -	\$ -	\$ -	\$ -	\$ -	\$ -	\$ -	100.0%
1011	203-4671-011	\$ 18,560	\$ -	\$ -	\$ -	\$ -	\$ -	\$ -	\$ -	100.0%
1013	203-4671-013	\$ -	\$ -	\$ 20,320	\$ 20,320	\$ -	\$ -	\$ -	\$ -	100.0%
1999	203-4671-999	\$ 1,340	\$ -	\$ 670	\$ 670	\$ -	\$ -	\$ -	\$ -	100.0%
Subtotal Park Improvement Fees		\$ 44,750	\$ -	\$ 36,830	\$ 61,950	\$ -	\$ -	\$ -	\$ -	100.0%
0000	203-4810-000	\$ -	\$ -	\$ 1,108	\$ 2,000	\$ 2,000	\$ -	\$ 2,000	\$ 2,000	100.0%
1001	203-4811-001	\$ 467	\$ -	\$ -	\$ -	\$ -	\$ -	\$ -	\$ -	100.0%
1002	203-4811-002	\$ 74	\$ -	\$ -	\$ -	\$ -	\$ -	\$ -	\$ -	100.0%
1003	203-4811-003	\$ 116	\$ -	\$ -	\$ -	\$ -	\$ -	\$ -	\$ -	100.0%
1004	203-4811-004	\$ 37	\$ -	\$ -	\$ -	\$ -	\$ -	\$ -	\$ -	100.0%
1005	203-4811-005	\$ 114	\$ -	\$ -	\$ -	\$ -	\$ -	\$ -	\$ -	100.0%
1006	203-4811-006	\$ 176	\$ -	\$ -	\$ -	\$ -	\$ -	\$ -	\$ -	100.0%
1007	203-4811-007	\$ 210	\$ -	\$ -	\$ -	\$ -	\$ -	\$ -	\$ -	100.0%
1008	203-4811-008	\$ 46	\$ -	\$ -	\$ -	\$ -	\$ -	\$ -	\$ -	100.0%
1010	203-4811-010	\$ 57	\$ -	\$ -	\$ -	\$ -	\$ -	\$ -	\$ -	100.0%
1011	203-4811-011	\$ 2	\$ -	\$ -	\$ -	\$ -	\$ -	\$ -	\$ -	100.0%
1999	203-4811-999	\$ 15	\$ -	\$ -	\$ -	\$ -	\$ -	\$ -	\$ -	100.0%
2005	203-4812-005	\$ 3,116	\$ -	\$ -	\$ -	\$ -	\$ -	\$ -	\$ -	100.0%
2007	203-4812-007	\$ 947	\$ -	\$ -	\$ -	\$ -	\$ -	\$ -	\$ -	100.0%
2010	203-4812-010	\$ 1,534	\$ -	\$ -	\$ -	\$ -	\$ -	\$ -	\$ -	100.0%
2011	203-4812-011	\$ 52	\$ -	\$ -	\$ -	\$ -	\$ -	\$ -	\$ -	100.0%
2999	203-4812-999	\$ 99	\$ -	\$ -	\$ -	\$ -	\$ -	\$ -	\$ -	100.0%
Subtotal Miscellaneous Revenues		\$ 7,063	\$ -	\$ 1,108	\$ 2,000	\$ 2,000	\$ -	\$ 2,000	\$ 2,000	100.0%
Total Revenues		\$ 1,013,073	\$ -	\$ 91,009	\$ 796,831	\$ 2,000	\$ -	\$ 2,000	\$ 2,000	100.0%

Acct #	Account Name	2020 Actual	2021 Adopted Budget	06/2021 YTD Actual	2021 Estimate	2022 Budget Request	Revisions Thru Adoption	2022 Adopted Budget	Budget Change	
1001	203-5761-001	\$ 48,504	\$ -	\$ 1,800	\$ 1,800	\$ -	\$ -	\$ -	\$ -	100.0%
1004	203-5761-004	\$ -	\$ -	\$ -	\$ 5,432	\$ -	\$ -	\$ -	\$ -	100.0%
1009	203-5761-009	\$ -	\$ -	\$ -	\$ 25,120	\$ -	\$ -	\$ -	\$ -	100.0%
1010	203-5761-010	\$ -	\$ -	\$ -	\$ -	\$ -	\$ 5,000	\$ 5,000	\$ 5,000	100.0%
Subtotal Park Improvement Fee Exp		\$ 48,504	\$ -	\$ 1,800	\$ 32,352	\$ -	\$ 5,000	\$ 5,000	\$ 5,000	100.0%
2009	203-5762-009	\$ -	\$ -	\$ -	\$ 679,810	\$ -	\$ -	\$ -	\$ -	100.0%
2010	203-5762-010	\$ -	\$ -	\$ -	\$ -	\$ -	\$ 19,500	\$ 19,500	\$ 19,500	100.0%
Subtotal Park Fee in Lieu of Land Exp		\$ -	\$ -	\$ -	\$ 679,810	\$ -	\$ 19,500	\$ 19,500	\$ 19,500	100.0%
Total Expenditures		\$ 48,504	\$ -	\$ 1,800	\$ 712,162	\$ -	\$ 24,500	\$ 24,500	\$ 24,500	100.0%

Net Surplus/(Deficit) \$ 964,569 \$ - \$ 89,209 \$ 84,669 \$ 2,000 \$ (24,500) \$ (22,500) \$ (22,500)

Beginning Fund Balance \$ 780,439 \$ 1,745,008 \$ 1,745,008 \$ 1,745,008 \$ 1,829,677 \$ 1,829,677
Annual Activity \$ 964,569 \$ - \$ 89,209 \$ 84,669 \$ 2,000 \$ (22,500)
Estimated Ending Fund Balance \$ 1,745,008 \$ 1,745,008 \$ 1,834,217 \$ 1,829,677 \$ 1,831,677 \$ 1,807,177

Ending Fund Balance by Project

0000	Miscellaneous	\$ -	\$ -	\$ 1,108	\$ 2,000	\$ 4,000				
1001	TerraVessa Park Improvements	\$ 17,423	\$ 17,423	\$ 21,703	\$ 21,703	\$ 21,703				
1002	Prima Vista Park Improvements	\$ 10,880	\$ 10,880	\$ 10,880	\$ 10,880	\$ 10,880				
1003	Uptown Crossing Park Improvements	\$ 17,000	\$ 17,000	\$ 17,000	\$ 17,000	\$ 17,000				
1004	Plesko Park Improvements	\$ 5,432	\$ 5,432	\$ 5,432	\$ 0	\$ 0				
1005	Artisan Village Park Improvements	\$ 16,719	\$ 16,719	\$ 16,719	\$ 16,719	\$ 16,719				
1006	North Park Park Improvements	\$ 25,731	\$ 25,731	\$ 25,731	\$ 25,731	\$ 25,731				
1007	Stoner Prairie Park Improvements	\$ 30,628	\$ 30,628	\$ 30,628	\$ 30,628	\$ 30,628				
1008	Nine Springs 6th Add Park Improvements	\$ 11,406	\$ 11,406	\$ 21,166	\$ 21,166	\$ 21,166				
1009	3101 S Fish Hatchery Park Improvements	\$ -	\$ -	\$ -	\$ -	\$ -				
1010	Quarry Ridge Retirement Park Improvements	\$ 20,857	\$ 20,857	\$ 20,857	\$ 20,857	\$ 20,857				
1011	Limestone Ridge Park Improvements	\$ 18,562	\$ 18,562	\$ 18,562	\$ 18,562	\$ 18,562				
1012	Crescent Crossing Park Improvements	\$ -	\$ -	\$ -	\$ -	\$ -				
1013	Northpointe/Limerick Apt Park Improvements	\$ -	\$ -	\$ 20,320	\$ 20,320	\$ 20,320				
1099	Miscellaneous Park Improvements	\$ -	\$ -	\$ -	\$ -	\$ -				
1999	Miscellaneous Park Improvements	\$ 3,408	\$ 3,408	\$ 4,078	\$ 4,078	\$ 4,078				
2001	TerraVessa Fee in Lieu of Park Land	\$ -	\$ -	\$ -	\$ -	\$ -				
2005	Artisan Village Fee in Lieu of Park Land	\$ 452,469	\$ 452,469	\$ 452,469	\$ 452,469	\$ 452,469				
2006	North Park Fee in Lieu of Park Land	\$ -	\$ -	\$ -	\$ -	\$ -				
2007	Stoner Prairie Fee in Lieu of Park Land	\$ 138,337	\$ 138,337	\$ 138,337	\$ 138,337	\$ 138,337				
2008	Nine Springs 6th Add FIL of Park Land	\$ -	\$ -	\$ -	\$ -	\$ -				
2009	3101 S Fish Hatchery FIL of Park Land	\$ -	\$ -	\$ -	\$ -	\$ -				
2010	Quarry Ridge Retirement FIL of Park Land	\$ 564,434	\$ 564,434	\$ 564,434	\$ 564,434	\$ 564,434				
2011	Limestone Ridge FIL of Park Land	\$ 389,752	\$ 389,752	\$ 389,752	\$ 389,752	\$ 389,752				
2012	Crescent Crossing FIL of Park Land	\$ -	\$ -	\$ -	\$ -	\$ -				
2013	Northpointe/Limerick Apt FIL of Park Land	\$ -	\$ -	\$ 48,741	\$ 48,741	\$ 48,741				
2099	Miscellaneous Fee in Lieu of Park Land	\$ -	\$ -	\$ -	\$ -	\$ -				
2999	Miscellaneous Fee in Lieu of Park Land	\$ 21,970	\$ 21,970	\$ 26,300	\$ 26,300	\$ 26,300				
		\$ 1,745,008	\$ 1,745,008	\$ 1,834,217	\$ 1,829,677	\$ 1,831,677				

City of Fitchburg
 FACTv Fund #207
 2022 Operating Budget

Acct #	Account Name	2021			2022		Revisions		2022	
		2020 Actual	Adopted Budget	06/2021 YTD Actual	2021 Estimate	Budget Request	Thru Adoption	Adopted Budget	Budget Change	
207-4111-000	PROPERTY TAX LEVY	\$ -	\$ 95,953	\$ 95,953	\$ 95,953	\$ 162,749	\$ (7,647)	\$ 155,102	\$ 59,149	61.6%
207-4359-001	FRANCHISE FEE REDUCTION AID	\$ 31,651	\$ 63,195	\$ -	\$ 63,195	\$ 65,195	\$ -	\$ 65,195	\$ 2,000	3.2%
207-4490-000	CABLE FRANCHISE FEES - CHARTER	\$ 218,759	\$ 193,000	\$ 43,756	\$ 180,000	\$ 175,000	\$ -	\$ 175,000	\$ (18,000)	-9.3%
207-4490-100	CABLE FRANCHISE FEES - AT&T	\$ 44,374	\$ 36,000	\$ 8,009	\$ 32,000	\$ 27,000	\$ -	\$ 27,000	\$ (9,000)	-25.0%
207-4490-200	CABLE FRANCHISE FEES - TDS	\$ 12,500	\$ 10,000	\$ 2,793	\$ 10,000	\$ 10,000	\$ -	\$ 10,000	\$ -	0.0%
207-4690-000	PUBLIC CHARGES	\$ 5,284	\$ 5,000	\$ -	\$ -	\$ -	\$ -	\$ -	\$ (5,000)	-100.0%
207-4810-000	INTEREST REVENUES	\$ 1,317	\$ 1,000	\$ 63	\$ 1,000	\$ 1,000	\$ -	\$ 1,000	\$ -	0.0%
207-4830-200	FACTV PRODUCTIONS SERVICES	\$ -	\$ -	\$ 975	\$ 1,000	\$ -	\$ -	\$ -	\$ -	100.0%
207-4860-000	PCARD REBATE	\$ 309	\$ 300	\$ -	\$ 300	\$ -	\$ -	\$ -	\$ (300)	-100.0%
207-4890-600	SALE OF FIXED ASSETS	\$ 942	\$ -	\$ -	\$ -	\$ -	\$ -	\$ -	\$ -	100.0%
207-4930-207	FUND BALANCE APPLIED	\$ -	\$ 5,000	\$ -	\$ -	\$ 109,500	\$ -	\$ 109,500	\$ 104,500	2090.0%
Total Revenues		\$ 315,136	\$ 409,448	\$ 151,549	\$ 383,448	\$ 550,444	\$ (7,647)	\$ 542,797	\$ 133,349	32.6%

Acct #	Account Name	2021			2022		Revisions		2022	
		2020 Actual	Adopted Budget	06/2021 YTD Actual	2021 Estimate	Budget Request	Thru Adoption	Adopted Budget	Budget Change	
207-5570-110	SALARIES & WAGES - CABLE	\$ 191,193	\$ 195,935	\$ 86,038	\$ 195,254	\$ 202,876	\$ 23,026	\$ 225,902	\$ 29,967	15.3%
207-5570-120	PT/LTE/SEASONAL WAGES	\$ 15,150	\$ 20,682	\$ 9,410	\$ 20,677	\$ 20,808	\$ (15,705)	\$ 5,103	\$ (15,579)	-75.3%
207-5570-131	FICA	\$ 14,335	\$ 16,608	\$ 6,599	\$ 16,553	\$ 17,150	\$ 560	\$ 17,710	\$ 1,102	6.6%
207-5570-132	WRS	\$ 13,791	\$ 14,309	\$ 6,347	\$ 14,270	\$ 14,240	\$ 476	\$ 14,716	\$ 407	2.8%
207-5570-135	LONGEVITY	\$ 405	\$ 450	\$ 450	\$ 450	\$ 495	\$ -	\$ 495	\$ 45	10.0%
207-5570-160	HEALTH INS	\$ 54,158	\$ 58,233	\$ 29,116	\$ 58,233	\$ 59,859	\$ -	\$ 59,859	\$ 1,626	2.8%
207-5570-161	LIFE INS	\$ 490	\$ 501	\$ 274	\$ 503	\$ 531	\$ 11	\$ 542	\$ 41	8.2%
207-5570-162	DISABILITY INS	\$ -	\$ 1,121	\$ -	\$ -	\$ 1,131	\$ 45	\$ 1,176	\$ 55	4.9%
207-5570-163	DENTAL INS	\$ 3,645	\$ 3,994	\$ 1,902	\$ 3,804	\$ 3,994	\$ -	\$ 3,994	\$ -	0.0%
Personnel Costs		\$ 293,168	\$ 311,833	\$ 140,137	\$ 309,744	\$ 321,084	\$ 8,413	\$ 329,497	\$ 17,664	5.7%

207-5570-210	PROFESSIONAL SERVICES	\$ -	\$ -	\$ -	\$ -	\$ -	\$ -	\$ -	\$ -	100.0%
207-5570-240	REPAIRS & MAINT - BY OTHERS	\$ -	\$ 3,000	\$ 2,144	\$ 3,000	\$ 3,000	\$ -	\$ 3,000	\$ -	0.0%
207-5570-245	COMPUTER RELATED REP & MAINT	\$ 7,427	\$ 9,900	\$ 1,002	\$ 9,900	\$ 16,900	\$ -	\$ 16,900	\$ 7,000	70.7%
207-5570-290	OTHER CONTRACTUAL SERVICES	\$ 733	\$ 830	\$ 372	\$ 830	\$ 1,130	\$ 250	\$ 1,380	\$ 550	66.3%
Contractual Services Costs		\$ 8,160	\$ 13,730	\$ 3,518	\$ 13,730	\$ 21,030	\$ 250	\$ 21,280	\$ 7,550	55.0%

207-5570-310	OFFICE SUPPLIES & POSTAGE	\$ 1	\$ 500	\$ 6	\$ 250	\$ 300	\$ -	\$ 300	\$ (200)	-40.0%
207-5570-320	PUBLICATIONS, DUES & SUBSCRIPT	\$ 727	\$ 750	\$ 728	\$ 730	\$ 755	\$ -	\$ 755	\$ 5	0.7%
207-5570-325	TRAINING & TRAVEL	\$ -	\$ 500	\$ -	\$ 500	\$ 500	\$ -	\$ 500	\$ -	0.0%
207-5570-330	VEHICLE USE REIMBURSEMENT	\$ 340	\$ 100	\$ 64	\$ 100	\$ 100	\$ -	\$ 100	\$ -	0.0%
207-5570-335	VEHICLE EXPENSE	\$ -	\$ 3,280	\$ 437	\$ 3,280	\$ 3,280	\$ -	\$ 3,280	\$ -	0.0%
207-5570-340	OPERATING MATERIALS & SUPPLIES	\$ 7,596	\$ 8,600	\$ 6,998	\$ 8,600	\$ 9,100	\$ -	\$ 9,100	\$ 500	5.8%
207-5570-345	PUBLIC INFORMATION & EDUCATION	\$ -	\$ 1,000	\$ -	\$ 1,000	\$ 1,000	\$ -	\$ 1,000	\$ -	0.0%
207-5570-350	REPAIRS & MAINT SUPPLIES	\$ 1,358	\$ 1,750	\$ -	\$ 2,000	\$ 3,000	\$ -	\$ 3,000	\$ 1,250	71.4%
207-5570-355	EQUIPMENT EXPENSE	\$ 6,430	\$ 1,750	\$ 1,253	\$ 1,750	\$ 16,885	\$ (16,885)	\$ -	\$ (1,750)	-100.0%
Operating Costs		\$ 16,453	\$ 18,230	\$ 9,487	\$ 18,210	\$ 34,920	\$ (16,885)	\$ 18,035	\$ (195)	-1.1%

207-5570-570	IT OPERATING ISF ALLOCATION	\$ 21,485	\$ 21,230	\$ 10,615	\$ 21,230	\$ 23,655	\$ 345	\$ 24,000	\$ 2,770	13.0%
207-5570-572	INSURANCE ISF ALLOCATION	\$ 7,695	\$ 8,780	\$ 4,390	\$ 8,780	\$ 8,800	\$ 230	\$ 9,030	\$ 250	2.8%
207-5570-573	IT CAPITAL ISF ALLOCATION	\$ 9,530	\$ 9,545	\$ 4,773	\$ 9,545	\$ 9,555	\$ -	\$ 9,555	\$ 10	0.1%
207-5570-596	UNEMPLOYMENT EXPENSE	\$ -	\$ -	\$ -	\$ -	\$ -	\$ -	\$ -	\$ -	100.0%
Allocated Costs		\$ 38,710	\$ 39,555	\$ 19,778	\$ 39,555	\$ 42,010	\$ 575	\$ 42,585	\$ 3,030	7.7%

207-5780-000	TRANS TO CAP PROJECTS	\$ 62,500	\$ 5,000	\$ 5,000	\$ 5,000	\$ 109,500	\$ -	\$ 109,500	\$ 104,500	2090.0%
207-5920-100	TRANSFER TO GENERAL FUND	\$ 20,100	\$ 21,100	\$ 13,050	\$ 21,100	\$ 21,900	\$ -	\$ 21,900	\$ 800	3.8%
Transfers		\$ 82,600	\$ 26,100	\$ 18,050	\$ 26,100	\$ 131,400	\$ -	\$ 131,400	\$ 105,300	403.4%
Total Expenditures		\$ 439,091	\$ 409,448	\$ 190,970	\$ 407,339	\$ 550,444	\$ (7,647)	\$ 542,797	\$ 133,349	32.6%

Net Surplus/(Deficit) \$ (123,955) \$ (5,000) \$ (39,421) \$ (23,891) \$ (109,500) \$ - \$ (109,500) \$ (104,500)

Beginning Fund Balance	\$ 378,640	\$ 254,686	\$ 254,686	\$ 254,686	\$ 230,795	\$ 230,795
Annual Activity	\$ (123,955)	\$ (5,000)	\$ (39,421)	\$ (23,891)	\$ (109,500)	\$ (109,500)
Estimated Ending Fund Balance	\$ 254,686	\$ 249,686	\$ 215,265	\$ 230,795	\$ 121,295	\$ 121,295

% of Expenditures 58.0% 61.0% 56.7% 22.0% 22.3%

City of Fitchburg
Refuse & Recycle Collection Fund #213
2022 Operating Budget

Acct #	Account Name	2020 Actual	2021 Adopted Budget	06/2021 YTD Actual	2021 Estimate	2022 Budget Request	Revisions Thru Adoption	2022 Adopted Budget	Budget Change	
213-4354-213	RECYCLING GRANT - ST OF WISC	\$ 104,002	\$ 104,000	\$ 105,273	\$ 105,275	\$ 105,000	\$ -	\$ 105,000	\$ 1,000	1.0%
213-4373-213	MISC AID/GRANT - DANE COUNTY	\$ -	\$ -	\$ 1,814	\$ 1,814	\$ 1,800	\$ -	\$ 1,800	\$ 1,800	100.0%
213-4642-000	REFUSE & RECYCLE COLLECTION	\$ 1,174,588	\$ 1,231,077	\$ 1,201,620	\$ 1,201,829	\$ 1,317,921	\$ (29,375)	\$ 1,288,546	\$ 57,469	4.7%
213-4800-000	MISCELLANEOUS REVENUES	\$ 13,567	\$ -	\$ 195	\$ 200	\$ -	\$ -	\$ -	\$ -	100.0%
213-4800-001	C&D REUSE/RECYCLE DEP RETAINED	\$ -	\$ -	\$ 26,361	\$ 26,361	\$ -	\$ -	\$ -	\$ -	100.0%
213-4810-000	INTEREST ON TEMP INVESTMENTS	\$ 8,693	\$ 6,000	\$ 852	\$ 2,000	\$ 2,000	\$ -	\$ 2,000	\$ (4,000)	-66.7%
213-4830-100	YARDWASTE POLYBAG SALES	\$ 294	\$ 200	\$ 23	\$ 200	\$ 200	\$ -	\$ 200	\$ -	0.0%
213-4830-200	SALE OF RECYCLED MATERIALS	\$ -	\$ -	\$ -	\$ -	\$ -	\$ -	\$ -	\$ -	100.0%
213-4860-000	PCARD REBATE	\$ 19,895	\$ 13,000	\$ -	\$ 16,000	\$ 16,000	\$ -	\$ 16,000	\$ 3,000	23.1%
	Total Revenues	\$ 1,321,041	\$ 1,354,277	\$ 1,336,139	\$ 1,353,679	\$ 1,442,921	\$ (29,375)	\$ 1,413,546	\$ 59,269	4.4%

Acct #	Account Name	2020 Actual	2021 Adopted Budget	06/2021 YTD Actual	2021 Estimate	2022 Budget Request	Revisions Thru Adoption	2022 Adopted Budget	Budget Change	
213-5362-110	SALARIES & WAGES - RECYCLING	\$ 105,778	\$ 107,830	\$ 48,188	\$ 108,103	\$ 113,875	\$ -	\$ 113,875	\$ 6,045	5.6%
213-5362-115	OVERTIME WAGES	\$ 2,766	\$ 1,749	\$ 1,335	\$ 1,747	\$ 3,172	\$ -	\$ 3,172	\$ 1,423	81.4%
213-5362-120	PT/LTE/SEASONAL WAGES	\$ 2,151	\$ 3,654	\$ 862	\$ 3,593	\$ 3,654	\$ -	\$ 3,654	\$ -	0.0%
213-5362-131	FICA	\$ 8,394	\$ 8,670	\$ 3,786	\$ 8,687	\$ 9,243	\$ -	\$ 9,243	\$ 573	6.6%
213-5362-132	WRS	\$ 7,268	\$ 7,404	\$ 3,343	\$ 7,422	\$ 7,616	\$ -	\$ 7,616	\$ 212	2.9%
213-5362-135	LONGEVITY	\$ -	\$ 107	\$ -	\$ 107	\$ 119	\$ -	\$ 119	\$ 12	11.2%
213-5362-140	PER DIEMS - RCC	\$ 1,030	\$ 1,600	\$ -	\$ -	\$ 1,600	\$ -	\$ 1,600	\$ -	0.0%
213-5362-160	HEALTH INS	\$ 15,653	\$ 15,544	\$ 8,021	\$ 15,544	\$ 16,627	\$ -	\$ 16,627	\$ 1,083	7.0%
213-5362-161	LIFE INS	\$ 139	\$ 213	\$ 68	\$ 214	\$ 313	\$ -	\$ 313	\$ 100	46.9%
213-5362-162	DISABILITY INS	\$ -	\$ 604	\$ -	\$ -	\$ 624	\$ -	\$ 624	\$ 20	3.3%
213-5362-163	DENTAL INS	\$ 984	\$ 1,039	\$ 509	\$ 989	\$ 1,083	\$ -	\$ 1,083	\$ 44	4.2%
	Total Personnel Costs	\$ 144,165	\$ 148,414	\$ 66,112	\$ 146,406	\$ 157,926	\$ -	\$ 157,926	\$ 9,512	6.4%

213-5362-210	PROFESSIONAL SERVICES	\$ -	\$ -	\$ -	\$ -	\$ -	\$ -	\$ -	\$ -	100.0%
213-5362-240	REPAIRS & MAINT - BY OTHERS	\$ 160	\$ -	\$ -	\$ -	\$ -	\$ -	\$ -	\$ -	100.0%
213-5362-245	COMPUTER RELATED REP & MAINT	\$ 2,097	\$ 2,500	\$ 2,133	\$ 2,500	\$ 2,500	\$ -	\$ 2,500	\$ -	0.0%
213-5362-290	OTHER CONTRACTUAL SERVICES	\$ 1,107,582	\$ 1,171,295	\$ 576,513	\$ 1,171,295	\$ 1,219,305	\$ -	\$ 1,219,305	\$ 48,010	4.1%
	Total Contractual Services	\$ 1,109,839	\$ 1,173,795	\$ 578,646	\$ 1,173,795	\$ 1,221,805	\$ -	\$ 1,221,805	\$ 48,010	4.1%

213-5362-310	OFFICE SUPPLIES & POSTAGE	\$ 76	\$ 495	\$ 24	\$ 495	\$ 495	\$ -	\$ 495	\$ -	0.0%
213-5362-320	PUBLICATIONS, DUES & SUBSCRIPT	\$ -	\$ 1,070	\$ -	\$ 1,070	\$ 1,070	\$ -	\$ 1,070	\$ -	0.0%
213-5362-323	UNIFORMS & PROTECTIVE GEAR	\$ 95	\$ 100	\$ -	\$ 100	\$ 100	\$ -	\$ 100	\$ -	0.0%
213-5362-325	TRAINING & TRAVEL	\$ -	\$ 150	\$ -	\$ 150	\$ 550	\$ -	\$ 550	\$ 400	266.7%
213-5362-330	VEHICLE USE REIMBURSEMENT	\$ -	\$ 110	\$ -	\$ 110	\$ 110	\$ (110)	\$ -	\$ (110)	-100.0%
213-5362-335	VEHICLE EXPENSE (G&O, REPAIRS)	\$ (467)	\$ 250	\$ 116	\$ 250	\$ 250	\$ -	\$ 250	\$ -	0.0%
213-5362-340	OPERATING MATERIALS & SUPPLIES	\$ 216	\$ 550	\$ -	\$ 550	\$ 550	\$ -	\$ 550	\$ -	0.0%
213-5362-345	PUBLIC INFORMATION & EDUCATION	\$ 6,048	\$ 12,850	\$ 1,365	\$ 12,850	\$ 12,850	\$ -	\$ 12,850	\$ -	0.0%
213-5362-380	YARDWASTE POLYBAGS	\$ -	\$ 800	\$ -	\$ 800	\$ 800	\$ -	\$ 800	\$ -	0.0%
213-5362-381	RECYCLING DROP OFF SITE MAINT	\$ 481	\$ 21,600	\$ 1,286	\$ 21,600	\$ 36,600	\$ -	\$ 36,600	\$ 15,000	69.4%
	Total Operating Expenditures	\$ 6,448	\$ 37,975	\$ 2,790	\$ 37,975	\$ 53,375	\$ (110)	\$ 53,265	\$ 15,290	40.3%

213-5362-570	IT OPERATING ISF ALLOCATION	\$ 6,355	\$ 6,805	\$ 3,402	\$ 6,805	\$ 7,945	\$ 1,120	\$ 9,065	\$ 2,260	33.2%
213-5362-572	INSURANCE ISF ALLOCATION	\$ 6,495	\$ 9,700	\$ 4,850	\$ 9,700	\$ 11,030	\$ -	\$ 11,030	\$ 1,330	13.7%
213-5362-573	IT CAPITAL ISF ALLOCATION	\$ 545	\$ 590	\$ 295	\$ 590	\$ 595	\$ -	\$ 595	\$ 5	0.8%
	Total Allocated Costs	\$ 13,395	\$ 17,095	\$ 8,547	\$ 17,095	\$ 19,570	\$ 1,120	\$ 20,690	\$ 3,595	21.0%

213-5920-100	TRANSFER TO GENERAL FUND	\$ 20,000	\$ 20,000	\$ 10,000	\$ 20,000	\$ 20,000	\$ -	\$ 20,000	\$ -	0.0%
213-5920-300	TRANS TO DEBT SERVICE-RENT	\$ 2,513	\$ 2,513	\$ 1,257	\$ 2,513	\$ 2,513	\$ -	\$ 2,513	\$ -	0.0%
	Total Transfers & Other Financing Sources	\$ 22,513	\$ 22,513	\$ 11,257	\$ 22,513	\$ 22,513	\$ -	\$ 22,513	\$ -	0.0%
	Total Expenditures	\$ 1,296,360	\$ 1,399,792	\$ 667,353	\$ 1,397,784	\$ 1,475,189	\$ 1,010	\$ 1,476,199	\$ 76,407	5.5%

Net Surplus/(Deficit)	\$ 24,681	\$ (45,515)	\$ 668,786	\$ (44,105)	\$ (32,268)	\$ (30,385)	\$ (62,653)	\$ (17,138)
------------------------------	-----------	-------------	------------	-------------	-------------	-------------	-------------	-------------

Assigned Fund Balance - One Year State Revenues

Beginning Fund Balance	\$ 103,903	\$ 104,002	\$ 104,002	\$ 104,002	\$ 105,275	\$ 105,275
Annual Activity	\$ 99	\$ (2)	\$ 1,271	\$ 1,273	\$ (275)	\$ (275)
Estimated Ending Fund Balance	\$ 104,002	\$ 104,000	\$ 105,273	\$ 105,275	\$ 105,000	\$ 105,000

Unassigned Fund Balance

(target: 15-25% of budgeted expenditures)

Beginning Fund Balance	\$ 430,495	\$ 455,078	\$ 455,078	\$ 455,078	\$ 409,700	\$ 409,700
Annual Activity	\$ 24,582	\$ (45,513)	\$ 667,515	\$ (45,378)	\$ (31,993)	\$ (62,378)
Estimated Ending Fund Balance	\$ 455,078	\$ 409,565	\$ 1,122,593	\$ 409,700	\$ 377,707	\$ 347,322
% of Expenditures	35.1%	29.3%		29.3%	25.6%	23.5%

Total Fund Balance

Beginning Fund Balance	\$ 534,399	\$ 559,080	\$ 559,080	\$ 559,080	\$ 514,975	\$ 514,975
Annual Activity	\$ 24,681	\$ (45,515)	\$ 668,786	\$ (44,105)	\$ (32,268)	\$ (62,653)
Estimated Ending Fund Balance	\$ 559,080	\$ 513,565	\$ 1,227,866	\$ 514,975	\$ 482,707	\$ 452,322

City of Fitchburg
Community Wellbeing Fund #224
2022 Operating Budget

Acct #	Account Name	2020 Actual	2021 Adopted Budget	06/2021 YTD Actual	2021 Estimate	2022 Budget Request	Revisions Thru Adoption	2022 Adopted Budget	Budget Change
224-4510-000	LAW & ORDINANCE VIOLATIONS	\$ -	\$ 5,250	\$ 3,822	\$ 6,140	\$ 5,600	\$ -	\$ 5,600	\$ 350 6.7%
		\$ -	\$ 5,250	\$ 3,822	\$ 6,140	\$ 5,600	\$ -	\$ 5,600	\$ 350 6.7%
Acct #	Account Name	2020 Actual	2021 Adopted Budget	06/2021 YTD Actual	2021 Estimate	2022 Budget Request	Revisions Thru Adoption	2022 Adopted Budget	Budget Change
0	None	\$ -	\$ -	\$ -	\$ -	\$ -	\$ -	\$ -	\$ - 100.0%
		\$ -	\$ -	\$ -	\$ -	\$ -	\$ -	\$ -	\$ - 100.0%
Net Surplus/(Deficit)		\$ -	\$ 5,250	\$ 3,822	\$ 6,140	\$ 5,600	\$ -	\$ 5,600	\$ 350
	Beginning Fund Balance	\$ -	\$ -	\$ -	\$ -	\$ 6,140		\$ 6,140	
	Annual Activity	\$ -	\$ 5,250	\$ 3,822	\$ 6,140	\$ 5,600		\$ 5,600	
	Estimated Ending Fund Balance	\$ -	\$ 5,250	\$ 3,822	\$ 6,140	\$ 11,740		\$ 11,740	
	% of Expenditures	n/a	n/a	n/a	n/a	n/a		n/a	

City of Fitchburg
Community & Economic Development Authority #225
2022 Operating Budget

Acct #	Account Name	2020 Actual	2021 Adopted Budget	06/2021 YTD Actual	2021 Estimate	2022 Budget Request	Revisions Thru Adoption	2022 Adopted Budget	Budget Change
225-4121-000	HOTEL ROOM TAX - CEDA	\$ 185,579	\$ 232,500	\$ 32,887	\$ 232,500	\$ 341,960	\$ -	\$ 341,960	\$ 109,460 47.1%
225-4121-001	HOTEL ROOM TAX - CEDA SPORTS	\$ -	\$ -	\$ -	\$ -	\$ -	\$ -	\$ -	\$ - 100.0%
	Subtotal Room Tax	\$ 185,579	\$ 232,500	\$ 32,887	\$ 232,500	\$ 341,960	\$ -	\$ 341,960	\$ 109,460 47.1%
225-4800-000	OTHER REVENUE	\$ 44	\$ -	\$ -	\$ -	\$ 7,000	\$ -	\$ 7,000	\$ 7,000 100.0%
225-4810-100	INTEREST ON INVESTMENTS	\$ 4,728	\$ 2,100	\$ 149	\$ 160	\$ 260	\$ -	\$ 260	\$ (1,840) -87.6%
225-4810-400	INTEREST ON LOAN REPAYMENTS	\$ 954	\$ 2,500	\$ 184	\$ 340	\$ 420	\$ -	\$ 420	\$ (2,080) -83.2%
225-4810-500	VENTURE DEBT DIVIDENDS	\$ -	\$ -	\$ -	\$ -	\$ -	\$ -	\$ -	\$ - 100.0%
225-4860-000	PCARD REBATE	\$ 42	\$ -	\$ -	\$ -	\$ -	\$ -	\$ -	\$ - 100.0%
225-4921-100	OPERATING TRANSFER - GEN FUND	\$ -	\$ -	\$ -	\$ -	\$ -	\$ -	\$ -	\$ - 100.0%
225-4930-226	RESTRICTED FUND BAL APPLIED	\$ -	\$ -	\$ -	\$ -	\$ 50,000	\$ -	\$ 50,000	\$ 50,000 100.0%
	Subtotal Miscellaneous Revenues	\$ 5,768	\$ 4,600	\$ 333	\$ 500	\$ 57,680	\$ -	\$ 57,680	\$ 53,080 1153.9%
	Total Revenues	\$ 191,348	\$ 237,100	\$ 33,220	\$ 233,000	\$ 399,640	\$ -	\$ 399,640	\$ 162,540 68.6%

Acct #	Account Name	2020 Actual	2021 Adopted Budget	06/2021 YTD Actual	2021 Estimate	2022 Budget Request	Revisions Thru Adoption	2022 Adopted Budget	Budget Change
225-5610-210	PROFESSIONAL SERVICES	\$ 44	\$ -	\$ -	\$ -	\$ -	\$ -	\$ -	\$ - 100.0%
225-5610-245	COMPUTER RELATED REP & MAINT	\$ -	\$ 180	\$ -	\$ 180	\$ 180	\$ -	\$ 180	\$ - 0.0%
225-5610-250	PUBLIC NOTICES	\$ 8	\$ -	\$ -	\$ -	\$ -	\$ -	\$ -	\$ - 100.0%
	Subtotal Contractual Services	\$ 52	\$ 180	\$ -	\$ 180	\$ 180	\$ -	\$ 180	\$ - 0.0%
225-5610-320	PUBLICATIONS/DUES/SUBS/MEMBER	\$ 5,575	\$ 6,550	\$ 5,540	\$ 6,550	\$ 6,300	\$ -	\$ 6,300	\$ (250) -3.8%
225-5610-325	TRAINING & TRAVEL	\$ 219	\$ 815	\$ -	\$ -	\$ 5,315	\$ -	\$ 5,315	\$ 4,500 552.1%
225-5610-330	VEHICLE USE REIMBURSEMENT	\$ -	\$ -	\$ -	\$ -	\$ -	\$ -	\$ -	\$ - 100.0%
225-5610-345	PUBLIC INFO & EDUCATION	\$ 11,462	\$ 40	\$ -	\$ -	\$ 7,245	\$ -	\$ 7,245	\$ 7,205 18012.5%
225-5610-360	ANNUAL BUSINESS LUNCHEON	\$ -	\$ -	\$ -	\$ -	\$ 14,000	\$ -	\$ 14,000	\$ 14,000 100.0%
225-5610-388	MADISON AREA SPORTS COMM	\$ -	\$ -	\$ -	\$ -	\$ -	\$ -	\$ -	\$ - 100.0%
225-5610-389	GMCVB SHARE OF ROOM TAX	\$ -	\$ -	\$ -	\$ -	\$ -	\$ -	\$ -	\$ - 100.0%
225-5610-390	ROOM TAX PAYMENT TO CHAMBER	\$ 139,683	\$ 175,000	\$ 24,754	\$ 175,000	\$ 257,390	\$ -	\$ 257,390	\$ 82,390 47.1%
225-5610-391	OTHER PROMOTIONAL EXPENSES	\$ -	\$ -	\$ -	\$ -	\$ -	\$ -	\$ -	\$ - 100.0%
225-5610-392	(30%) PROMOTIONAL EXPENSES	\$ 942	\$ 1,200	\$ 625	\$ 1,200	\$ 1,900	\$ -	\$ 1,900	\$ 700 58.3%
225-5610-393	SIGNAGE IMPROVEMENTS	\$ -	\$ -	\$ -	\$ -	\$ -	\$ -	\$ -	\$ - 100.0%
225-5610-394	SPORTS RELATED PROMO EXP	\$ 24,970	\$ -	\$ -	\$ -	\$ 50,000	\$ -	\$ 50,000	\$ 50,000 100.0%
225-5610-396	GRANTS TO OTHERS	\$ -	\$ -	\$ -	\$ -	\$ -	\$ -	\$ -	\$ - 100.0%
	Subtotal Operating Expenditures	\$ 182,852	\$ 183,605	\$ 30,919	\$ 182,750	\$ 342,150	\$ -	\$ 342,150	\$ 158,545 86.4%
225-5610-570	IT OPERATING ISF ALLOCATION	\$ 1,210	\$ 1,240	\$ 620	\$ 1,240	\$ 1,520	\$ -	\$ 1,520	\$ 280 22.6%
	Subtotal Allocated Benefits	\$ 1,210	\$ 1,240	\$ 620	\$ 1,240	\$ 1,520	\$ -	\$ 1,520	\$ 280 22.6%
225-5922-100	TRANSFER TO GENERAL FUND	\$ 51,405	\$ 53,160	\$ 26,580	\$ 53,160	\$ 55,160	\$ -	\$ 55,160	\$ 2,000 3.8%
	Subtotal Transfers & Other Uses	\$ 51,405	\$ 53,160	\$ 26,580	\$ 53,160	\$ 55,160	\$ -	\$ 55,160	\$ 2,000 3.8%
	Total Expenditures	\$ 235,519	\$ 238,185	\$ 58,119	\$ 237,330	\$ 399,010	\$ -	\$ 399,010	\$ 160,825 67.5%

Net Surplus/(Deficit) \$ (44,171) \$ (1,085) \$ (24,899) \$ (4,330) \$ (49,370) \$ - \$ (49,370) \$ (48,285)

Room Tax - General

(target: 15-20% of budgeted expenditures)

Beginning Fund Balance	\$ 326,425	\$ 306,270	\$ 306,270	\$ 306,270	\$ 320,515	\$ 320,515
Annual Activity	\$ (20,155)	\$ (3,585)	\$ (6,168)	\$ 14,245	\$ 210	\$ 210
Estimated Ending Fund Balance	\$ 306,270	\$ 302,685	\$ 300,103	\$ 320,515	\$ 320,725	\$ 320,725
% of expenditures	130.0%	127.1%		135.1%	80.4%	80.4%

Room Tax - Sports Fund

Beginning Fund Balance	\$ 75,064	\$ 50,094	\$ 50,094	\$ 50,094	\$ 50,094	\$ 50,094
Annual Activity	\$ (24,970)	\$ -	\$ -	\$ (50,000)	\$ -	\$ (50,000)
Estimated Ending Fund Balance	\$ 50,094	\$ 50,094	\$ 50,094	\$ 50,094	\$ 94	\$ 94

Room Tax - Placemaking/Signage

(target: 15-20% of budgeted expenditures)

Beginning Fund Balance	\$ 38,968	\$ 38,968	\$ 38,968	\$ 38,968	\$ 38,968	\$ 38,968
Annual Activity	\$ -	\$ -	\$ -	\$ -	\$ -	\$ -
Estimated Ending Fund Balance	\$ 38,968	\$ 38,968	\$ 38,968	\$ 38,968	\$ 38,968	\$ 38,968

Revolving Loan Fund

Beginning Fund Balance	\$ 328,894	\$ 309,038	\$ 309,038	\$ 309,038	\$ 329,038	\$ 329,038
Annual Activity	\$ (19,856)	\$ 20,000	\$ 12,560	\$ 20,000	\$ 20,000	\$ 20,000
Estimated Ending Fund Balance	\$ 309,038	\$ 329,038	\$ 321,598	\$ 329,038	\$ 349,038	\$ 349,038

Grant Fund

Beginning Fund Balance	\$ 18,915	\$ 18,915	\$ 18,915	\$ 18,915	\$ -	\$ -
Annual Activity	\$ -	\$ -	\$ (18,915)	\$ (18,915)	\$ -	\$ -
Estimated Ending Fund Balance	\$ 18,915	\$ 18,915	\$ -	\$ -	\$ -	\$ -

Undesignated

Beginning Fund Balance	\$ 114,028	\$ 134,839	\$ 134,839	\$ 134,839	\$ 115,179	\$ 115,179
Annual Activity	\$ 20,810	\$ (17,500)	\$ (12,377)	\$ (19,660)	\$ (19,580)	\$ (19,580)
Estimated Ending Fund Balance	\$ 134,839	\$ 117,339	\$ 122,462	\$ 115,179	\$ 95,599	\$ 95,599

Total Fund Balance

Beginning Fund Balance	\$ 902,294	\$ 858,124	\$ 858,124	\$ 858,124	\$ 853,794	\$ 853,794
Annual Activity	\$ (44,171)	\$ (1,085)	\$ (24,899)	\$ (4,330)	\$ (49,370)	\$ (49,370)
Estimated Ending Fund Balance	\$ 858,123	\$ 857,039	\$ 833,225	\$ 853,794	\$ 804,424	\$ 804,424

City of Fitchburg
Affordable Housing Fund #226
2022 Operating Budget

Acct #	Account Name	2020 Actual	2021 Adopted Budget	06/2021 YTD Actual	2021 Estimate	2022 Budget Request	Revisions Thru Adoption	2022 Adopted Budget	Budget Change
226-4810-000	INTEREST ON INVESTMENTS	\$ 601	\$ 600	\$ 54	\$ 100	\$ 100	\$ -	\$ 100	(\$ 500) -83.3%
226-4921-407	TRX FROM TID 7 CLOSURE-AFFORD	\$ -	\$ -	\$ -	\$ -	\$ -	\$ -	\$ -	100.0%
226-4922-407	TRX FROM TID 7 CLOSURE-HOUSING	\$ -	\$ -	\$ -	\$ -	\$ -	\$ -	\$ -	100.0%
	Subtotal Miscellaneous Revenues	\$ 601	\$ 600	\$ 54	\$ 100	\$ 100	\$ -	\$ 100	(\$ 500) -83.3%
	Total Revenues	\$ 601	\$ 600	\$ 54	\$ 100	\$ 100	\$ -	\$ 100	(\$ 500) -83.3%

Acct #	Account Name	2020 Actual	2021 Adopted Budget	06/2021 YTD Actual	2021 Estimate	2022 Budget Request	Revisions Thru Adoption	2022 Adopted Budget	Budget Change
226-5610-210	PROFESSIONAL SERVICES-AFFORD	\$ 200	\$ 10,000	\$ -	\$ 10,000	\$ 41,000	\$ -	\$ 41,000	\$ 31,000 310.0%
	Subtotal Contractual Services - Affordable	\$ 200	\$ 10,000	\$ -	\$ 10,000	\$ 41,000	\$ -	\$ 41,000	\$ 31,000 310.0%
226-5610-325	TRAINING & TRAVEL-AFFORD	\$ -	\$ 290	\$ -	\$ 525	\$ 525	\$ -	\$ 525	\$ 235 81.0%
	Subtotal Operating Expenditures - Affordable	\$ -	\$ 290	\$ -	\$ 525	\$ 525	\$ -	\$ 525	\$ 235 81.0%
226-5670-140	PER DIEMS - HOUSING COMMITTEE	\$ 250	\$ 840	\$ -	\$ 840	\$ 840	\$ -	\$ 840	\$ - 0.0%
226-5670-131	FICA	\$ 19	\$ -	\$ -	\$ -	\$ -	\$ -	\$ -	100.0%
	Subtotal Personnel Costs - Housing	\$ 269	\$ 840	\$ -	\$ 840	\$ 840	\$ -	\$ 840	\$ - 0.0%
	Total Expenditures	\$ 469	\$ 11,130	\$ -	\$ 11,365	\$ 42,365	\$ -	\$ 42,365	\$ 31,235 280.6%

Net Surplus/(Deficit) \$ 132 \$ (10,530) \$ 54 \$ (11,265) \$ (42,265) \$ - \$ (42,265) \$ (31,735)

Tax Increment Extension - Affordable

(75% of tax increment transferred)

Beginning Fund Balance	\$ 55,213	\$ 55,614	\$ 55,614	\$ 55,614	\$ 45,189	\$ 45,189
Annual Activity	\$ 401	\$ (9,690)	\$ 54	\$ (10,425)	\$ (41,425)	\$ (41,425)
Estimated Ending Fund Balance	\$ 55,614	\$ 45,924	\$ 55,667	\$ 45,189	\$ 3,764	\$ 3,764

Tax Increment Extension - Flexible

(25% of tax increment transferred)

Beginning Fund Balance	\$ 31,752	\$ 31,483	\$ 31,483	\$ 31,483	\$ 30,643	\$ 30,643
Annual Activity	\$ (269)	\$ (840)	\$ -	\$ (840)	\$ (840)	\$ (840)
Estimated Ending Fund Balance	\$ 31,483	\$ 30,643	\$ 31,483	\$ 30,643	\$ 29,803	\$ 29,803

Undesignated

Beginning Fund Balance	\$ -	\$ -	\$ -	\$ -	\$ -	\$ -
Annual Activity	\$ -	\$ -	\$ -	\$ -	\$ -	\$ -
Estimated Ending Fund Balance	\$ -	\$ -	\$ -	\$ -	\$ -	\$ -

Total Fund Balance

Beginning Fund Balance	\$ 86,965	\$ 87,096	\$ 87,096	\$ 87,096	\$ 75,831	\$ 75,831
Annual Activity	\$ 132	\$ (10,530)	\$ 54	\$ (11,265)	\$ (42,265)	\$ (42,265)
Estimated Ending Fund Balance	\$ 87,096	\$ 76,566	\$ 87,150	\$ 75,831	\$ 33,566	\$ 33,566

City of Fitchburg
 Cemetery Fund #227
 2022 Operating Budget

Acct #	Account Name	2020 Actual	2021 Adopted Budget	06/2021 YTD Actual	2021 Estimate	2022 Budget Request	Revisions Thru Adoption	2022 Adopted Budget	Budget Change
227-4810-000	INTEREST FROM INVESTMENTS	\$ 454	\$ 300	\$ 48	\$ 100	\$ 100	\$ -	\$ 100	\$ (200) -66.7%
227-4830-101	CEMETERY LOT SALES	\$ 21,075	\$ 10,000	\$ 7,225	\$ 10,000	\$ 10,000	\$ -	\$ 10,000	\$ - 0.0%
	Subtotal Miscellaneous Revenues	\$ 21,529	\$ 10,300	\$ 7,273	\$ 10,100	\$ 10,100	\$ -	\$ 10,100	\$ (200) -1.9%
	Total Revenues	\$ 21,529	\$ 10,300	\$ 7,273	\$ 10,100	\$ 10,100	\$ -	\$ 10,100	\$ (200) -1.9%
Acct #	Account Name	2020 Actual	2021 Adopted Budget	06/2021 YTD Actual	2021 Estimate	2022 Budget Request	Revisions Thru Adoption	2022 Adopted Budget	Budget Change
227-5491-110	SALARIES & WAGES - CEMETERY	\$ 1,285	\$ -	\$ -	\$ -	\$ -	\$ -	\$ -	\$ - 100.0%
227-5491-120	PT/LTE/SEASONAL WAGES	\$ 260	\$ -	\$ -	\$ -	\$ -	\$ -	\$ -	\$ - 100.0%
227-5491-131	FICA	\$ 114	\$ -	\$ -	\$ -	\$ -	\$ -	\$ -	\$ - 100.0%
227-5491-132	WRS	\$ 87	\$ -	\$ -	\$ -	\$ -	\$ -	\$ -	\$ - 100.0%
227-5491-160	HEALTH INS	\$ 234	\$ -	\$ -	\$ -	\$ -	\$ -	\$ -	\$ - 100.0%
227-5491-161	LIFE INS	\$ 4	\$ -	\$ -	\$ -	\$ -	\$ -	\$ -	\$ - 100.0%
227-5491-163	DENTAL INS	\$ 16	\$ -	\$ -	\$ -	\$ -	\$ -	\$ -	\$ - 100.0%
	Total Personnel Costs	\$ 1,999	\$ -	\$ -	\$ -	\$ -	\$ -	\$ -	\$ - 100.0%
227-5491-290	OTHER CONTRACTUAL	\$ 700	\$ -	\$ -	\$ -	\$ -	\$ -	\$ -	\$ - 100.0%
	Total Contractual Services	\$ 700	\$ -	\$ -	\$ -	\$ -	\$ -	\$ -	\$ - 100.0%
227-5491-340	OPERATING MATERIALS	\$ -	\$ -	\$ -	\$ -	\$ 200	\$ -	\$ 200	\$ 200 100.0%
	Total Operating Expenditures	\$ -	\$ -	\$ -	\$ -	\$ 200	\$ -	\$ 200	\$ 200 100.0%
	Total Expenditures	\$ 2,699	\$ -	\$ -	\$ -	\$ 200	\$ -	\$ 200	\$ 200 100.0%
	Net Surplus/(Deficit)	\$ 18,830	\$ 10,300	\$ 7,273	\$ 10,100	\$ 9,900	\$ -	\$ 9,900	\$ (400)
	Beginning Fund Balance	\$ 54,626	\$ 73,456	\$ 73,456	\$ 73,456	\$ 83,556		\$ 83,556	
	Annual Activity	\$ 18,830	\$ 10,300	\$ 7,273	\$ 10,100	\$ 9,900		\$ 9,900	
	Estimated Ending Fund Balance	\$ 73,456	\$ 83,756	\$ 80,728	\$ 83,556	\$ 93,456		\$ 93,456	

City of Fitchburg
 American Rescue Plan (ARPA) Funding #229
 2022 Operating Budget

Acct #	Account Name	2020 Actual	2021 Adopted Budget	06/2021 YTD Actual	2021 Estimate	2022 Budget Request	Revisions Thru Adoption	2022 Adopted Budget	Budget Change	
229-4329-100	OTHER FED GRANT	\$ -	\$ -	\$ 1,611,477	\$ 1,611,477	\$ 1,611,477	\$ -	\$ 1,611,477	\$ 1,611,477	100.0%
229-4810-000	INTEREST ON INVESTMENTS	\$ -	\$ -	\$ -	\$ -	\$ -	\$ -	\$ -	\$ -	100.0%
227-4930-227	FUND BALANCE APPLIED	\$ -	\$ -	\$ -	\$ -	\$ -	\$ -	\$ -	\$ -	100.0%
	Subtotal Miscellaneous Revenues	\$ -	\$ -	\$ 1,611,477	\$ 1,611,477	\$ 1,611,477	\$ -	\$ 1,611,477	\$ 1,611,477	100.0%
	Total Revenues	\$ -	\$ -	\$ 1,611,477	\$ 1,611,477	\$ 1,611,477	\$ -	\$ 1,611,477	\$ 1,611,477	100.0%

Acct #	Account Name	2020 Actual	2021 Adopted Budget	06/2021 YTD Actual	2021 Estimate	2022 Budget Request	Revisions Thru Adoption	2022 Adopted Budget	Budget Change	
	To Be Determined	\$ -	\$ -	\$ -	\$ -	\$ -	\$ -	\$ -	\$ -	100.0%
	Total Expenditures	\$ -	\$ -	\$ -	\$ -	\$ -	\$ -	\$ -	\$ -	100.0%
	Net Surplus/(Deficit)	\$ -	\$ -	\$ 1,611,477	\$ 1,611,477	\$ 1,611,477	\$ -	\$ 1,611,477	\$ 1,611,477	
	Beginning Fund Balance	\$ -	\$ -	\$ -	\$ -	\$ 1,611,477		\$ 1,611,477		
	Annual Activity	\$ -	\$ -	\$ 1,611,477	\$ 1,611,477	\$ 1,611,477		\$ 1,611,477		
	Estimated Ending Fund Balance	\$ -	\$ -	\$ 1,611,477	\$ 1,611,477	\$ 3,222,954		\$ 3,222,954		

City of Fitchburg
Library Fund #250
2022 Operating Budget

Acct #	Account Name	2020 Actual	2021 Adopted Budget	06/2021 YTD Actual	2021 Estimate	2022 Budget Request	Revisions Thru Adoption	2022 Adopted Budget	Budget Change
250-4111-000	PROPERTY TAX LEVY	\$ 1,900,097	\$ 1,964,700	\$ 1,964,700	\$ 1,964,700	\$ 2,052,994	\$ -	\$ 2,052,994	\$ 88,294 4.5%
250-4329-100	OTHER FED GRANT	\$ 29,013	-	-	-	-	-	-	- 100.0%
250-4374-101	COUNTY PYMNT FOR TOWNSP USERS	\$ -	-	-	-	-	-	-	- 100.0%
250-4374-102	COUNTY PYMNT FOR MUNI USERS	\$ -	-	-	-	-	-	-	- 100.0%
250-4374-103	NET COUNTY PAYMENT	\$ 67,320	\$ 83,300	\$ 83,300	\$ 83,300	\$ 83,300	-	\$ 83,300	- 0.0%
250-4510-000	LIBRARY FINES	\$ 532	\$ 2,000	\$ 22	\$ 400	\$ 500	-	\$ 500	\$ (1,500) -75.0%
250-4610-250	COPY FEES - LIBRARY	\$ 1,732	\$ 6,000	\$ 290	\$ 2,000	\$ 6,000	-	\$ 6,000	- 0.0%
250-4810-100	INTEREST INCOME	\$ 12,735	\$ 8,000	\$ 960	\$ 8,000	\$ 2,000	-	\$ 2,000	\$ (6,000) -75.0%
250-4810-103	MCF Endowment Investment Earn	\$ 5,942	-	-	-	-	-	-	- 100.0%
250-4820-100	SALE OF SUPPLIES - LIBRARY	\$ 26	\$ 250	\$ 7	\$ 100	\$ 200	-	\$ 200	\$ (50) -20.0%
250-4830-100	PAYMENT - FCH MATERIAL DAMAGE	\$ 3,601	\$ 4,500	\$ 1,275	\$ 4,000	\$ 4,500	-	\$ 4,500	- 0.0%
250-4850-000	DONATIONS	\$ 836	\$ 3,000	\$ 1,490	\$ 3,000	\$ 3,000	-	\$ 3,000	- 0.0%
250-4860-000	PCARD REBATE	\$ 3,956	\$ 4,000	-	-	\$ 4,000	-	\$ 4,000	- 0.0%
250-4875-001	MCF GRANT/ENDOWMENT DONATIONS	\$ 1,500	-	-	-	-	-	-	- 100.0%
250-4875-002	GRANT - OTHER	\$ -	-	-	-	-	-	-	- 100.0%
250-4890-000	MISCELLANEOUS REVENUE	\$ 17,825	\$ 22,000	\$ 12,984	\$ 22,000	\$ 22,000	-	\$ 22,000	- 0.0%
250-4890-400	ALLOCATED INSURANCE DIVIDEND	\$ -	-	-	-	-	-	-	- 100.0%
250-4890-501	PAYMENT - OTHER SCLS DAMAGES	\$ 55	\$ 240	-	\$ 100	\$ 200	-	\$ 200	\$ (40) -16.7%
250-4890-600	SALE OF FIXED ASSETS	\$ -	-	-	-	-	-	-	- 100.0%
250-4930-251	ASSIGNED FUND BALANCE APPLIED	\$ -	-	-	-	\$ 10,000	-	\$ 10,000	\$ 10,000 100.0%
Total Revenues		\$ 2,045,169	\$ 2,097,990	\$ 2,065,028	\$ 2,087,600	\$ 2,188,694	\$ -	\$ 2,188,694	\$ 90,704 4.3%

Acct #	Account Name	2020 Actual	2021 Adopted Budget	06/2021 YTD Actual	2021 Estimate	2022 Budget Request	Revisions Thru Adoption	2022 Adopted Budget	Budget Change
250-5511-110	SALARIES & WAGES - LIBRARY SVC	\$ 889,262	\$ 972,322	\$ 397,334	\$ 916,379	\$ 1,010,692	\$ 6,630	\$ 1,017,322	\$ 45,000 4.6%
250-5511-115	OVERTIME	\$ 217	\$ 920	\$ 36	\$ 920	\$ 964	-	\$ 964	\$ 44 4.8%
250-5511-120	PT/LTE/SEASONAL WAGES	\$ 32,821	\$ 57,200	\$ 18,296	\$ 57,200	\$ 57,200	-	\$ 57,200	- 0.0%
250-5511-131	FICA	\$ 69,224	\$ 78,956	\$ 30,779	\$ 74,677	\$ 81,909	\$ 524	\$ 82,433	\$ 3,477 4.4%
250-5511-132	WRS	\$ 45,845	\$ 48,018	\$ 19,898	\$ 45,318	\$ 48,352	\$ 3,115	\$ 51,467	\$ 3,449 7.2%
250-5511-135	LIBRARY - LONGEVITY	\$ 1,485	\$ 1,665	\$ 1,665	\$ 1,665	\$ 1,845	\$ 225	\$ 2,070	\$ 405 24.3%
250-5511-160	HEALTH INS	\$ 120,547	\$ 144,187	\$ 62,389	\$ 144,187	\$ 148,175	\$ 19,953	\$ 168,128	\$ 23,941 16.6%
250-5511-161	LIFE INS	\$ 790	\$ 949	\$ 399	\$ 912	\$ 993	\$ 69	\$ 1,062	\$ 113 11.9%
250-5511-162	DISABILITY INS	\$ -	\$ 4,092	\$ -	\$ -	\$ 4,175	\$ 297	\$ 4,472	\$ 380 9.3%
250-5511-163	DENTAL INS	\$ 7,765	\$ 9,492	\$ 4,943	\$ 10,078	\$ 10,582	\$ 1,332	\$ 11,914	\$ 2,422 25.5%
Personnel Costs		\$ 1,167,956	\$ 1,317,801	\$ 535,739	\$ 1,251,336	\$ 1,364,887	\$ 32,145	\$ 1,397,032	\$ 79,231 6.0%

250-5511-240	REPAIRS & MAINT BY OTHERS	\$ 7,770	\$ 38,250	\$ 7,877	\$ 38,250	\$ 37,000	-	\$ 37,000	\$ (1,250) -3.3%
250-5511-245	COMPUTER RELATED REP & MAINT	\$ -	-	\$ -	-	-	-	-	- 100.0%
250-5511-250	PUBLIC NOTICES & ADVERTISEMENT	\$ -	-	\$ -	-	-	-	-	- 100.0%
250-5511-290	OTHER CONTRACTUAL SERVICES	\$ 143,839	\$ 125,700	\$ 122,411	\$ 125,700	\$ 127,400	-	\$ 127,400	\$ 1,700 1.4%
250-5511-291	CONTRACT SVC- PERFRMR & PRSNTRS	\$ 425	\$ 5,850	\$ 1,298	\$ 3,500	\$ 5,850	-	\$ 5,850	- 0.0%
Contractual Services Costs		\$ 152,034	\$ 169,800	\$ 131,586	\$ 167,450	\$ 170,250	\$ -	\$ 170,250	\$ 450 0.3%

250-5511-310	OFFICE SUPPLIES & POSTAGE	\$ 442	\$ 1,500	\$ 281	\$ 1,500	\$ 1,500	-	\$ 1,500	- 0.0%
250-5511-323	UNIFORM ALLOWANCE	\$ -	-	\$ -	-	-	\$ 150	\$ 150	\$ 150 100.0%
250-5511-325	TRAINING & TRAVEL	\$ 4,111	\$ 6,000	\$ 618	\$ 2,000	\$ 6,000	-	\$ 6,000	- 0.0%
250-5511-330	VEHICLE USE REIMBURSEMENT	\$ -	\$ 200	\$ -	-	\$ 200	-	\$ 200	- 0.0%
250-5511-335	VEHICLE EXPENSE (G&O, REPAIRS)	\$ 24	\$ 300	\$ -	-	\$ 300	-	\$ 300	- 0.0%
250-5511-340	OPERATING MATERIALS & SUPPLIES	\$ 21,909	\$ 33,500	\$ 5,587	\$ 33,500	\$ 33,500	-	\$ 33,500	- 0.0%
250-5511-345	PUBLIC INFORMATION & EDUCATION	\$ -	\$ 2,500	\$ -	-	\$ 2,500	-	\$ 2,500	- 0.0%
250-5511-350	REPAIR & MAINTENANCE SUPPLIES	\$ 9,186	\$ 8,000	\$ 1,964	\$ 8,000	\$ 8,000	-	\$ 8,000	- 0.0%
250-5511-355	EQUIPMENT OPERATING EXPENSE	\$ 44,118	\$ 50,500	\$ 33,614	\$ 50,500	\$ 51,900	-	\$ 51,900	\$ 1,400 2.8%
250-5511-360	BLDG CUSTODIAL SUPPLIES	\$ 4,453	\$ 8,000	\$ 116	\$ 8,000	\$ 8,000	-	\$ 8,000	- 0.0%
250-5511-365	UTILITIES & TELEPHONE	\$ 59,892	\$ 86,000	\$ 30,014	\$ 86,000	\$ 79,000	-	\$ 79,000	\$ (7,000) -8.1%
250-5511-387	LIBRARY COLLECTION	\$ 169,165	\$ 182,000	\$ 66,932	\$ 182,000	\$ 185,000	-	\$ 185,000	\$ 3,000 1.6%
250-5511-390	OTHER OPERATING EXP	\$ 806	\$ 1,500	\$ 432	\$ 1,500	\$ 1,500	-	\$ 1,500	- 0.0%
250-5511-391	OTHER OPER EXP-DANE CO	\$ -	-	\$ -	-	-	-	-	- 100.0%
Operating Costs		\$ 314,106	\$ 380,000	\$ 139,558	\$ 373,000	\$ 377,400	\$ 150	\$ 377,550	\$ (2,450) -0.6%

250-5511-570	IT OPERATING ISF ALLOCATION	\$ 68,035	\$ 67,700	\$ 33,850	\$ 67,700	\$ 70,875	\$ 1,015	\$ 71,890	\$ 4,190 6.2%
250-5511-572	INSURANCE ISF ALLOCATION	\$ 24,175	\$ 28,100	\$ 14,050	\$ 28,100	\$ 30,320	\$ 215	\$ 30,535	\$ 2,435 8.7%
250-5511-573	IT CAPITAL ISF ALLOCATION	\$ 7,025	\$ 7,075	\$ 3,537	\$ 7,075	\$ 7,115	-	\$ 7,115	\$ 40 0.6%
250-5511-590	ALLOCATED INSUR - BLDG, LI, WC	\$ -	-	\$ -	-	-	-	-	- 100.0%
250-5511-596	Unemployment Expense	\$ -	-	\$ -	-	-	-	-	- 100.0%
Allocated Costs		\$ 99,235	\$ 102,875	\$ 51,438	\$ 102,875	\$ 108,310	\$ 1,230	\$ 109,540	\$ 6,665 6.5%

250-5920-100	OP TRANS OUT-GEN FUND ADMIN	\$ 119,900	\$ 126,400	\$ 126,400	\$ 126,400	\$ 133,800	-	\$ 133,800	\$ 7,400 5.9%
250-5920-400	TRANS TO CAP PROJ-EQUIPMENT	\$ -	-	\$ -	-	-	-	-	- 100.0%
Transfers		\$ 119,900	\$ 126,400	\$ 126,400	\$ 126,400	\$ 133,800	-	\$ 133,800	\$ 7,400 5.9%
Total Expenditures		\$ 1,853,231	\$ 2,096,876	\$ 984,721	\$ 2,021,061	\$ 2,154,647	\$ 33,525	\$ 2,188,172	\$ 91,296 4.4%

Net Surplus/(Deficit) \$ 191,938 \$ 1,114 \$ 1,080,307 \$ 66,539 \$ 24,047 \$ (33,525) \$ (9,478) \$ (10,592)

Reserve Fund

(target: 15-20% of budgeted expenditures)

Beginning Fund Balance	\$ 519,768	\$ 277,985	\$ 277,985	\$ 277,985	\$ 303,159	\$ 303,159
Reclassified FB	\$ (426,279)	\$ 35,432	\$ 35,432	\$ (41,365)	\$ (14,009)	\$ 24,545
Annual Activity	\$ 184,496	\$ 1,114	\$ 1,080,307	\$ 66,539	\$ 34,047	\$ 522
Estimated Ending Fund Balance	\$ 277,985	\$ 314,531	\$ 1,393,724	\$ 303,159	\$ 323,197	\$ 328,226
% of expenditures	15.0%	15.0%		15.0%	15.0%	15.0%

Assigned Fund Balance - Building Maint

Beginning Fund Balance	\$ -	\$ 426,279	\$ 426,279	\$ 426,279	\$ 467,644	\$ 467,644
Reclassified FB	\$ 426,279	\$ (35,432)	\$ (35,432)	\$ 41,365	\$ 14,009	\$ (24,545)
Annual Activity	\$ -	-	-	-	\$ (10,000)	\$ (10,000)
Estimated Ending Fund Balance	\$ 426,279	\$ 390,847	\$ 390,847	\$ 467,644	\$ 471,653	\$ 433,099

Restricted Fund Balance - Endowment

Beginning Fund Balance	\$ 83,603	\$ 91,045	\$ 91,045	\$ 91,045	\$ 91,045	\$ 91,045
Annual Activity	\$ 7,442	-	-	-	-	-
Estimated Ending Fund Balance	\$ 91,045	\$ 91,045	\$ 91,045	\$ 91,045	\$ 91,045	\$ 91,045

Total Fund Balance

Beginning Fund Balance	\$ 603,371	\$ 795,309	\$ 795,309	\$ 795,309	\$ 861,848	\$ 861,848
Reclassified FB	\$ -	-	-	-	-	-
Annual Activity	\$ 191,938	\$ 1,114	\$ 1,080,307	\$ 66,539	\$ 24,047	\$ (9,478)
Estimated Ending Fund Balance	\$ 795,309	\$ 796,423	\$ 1,875,616	\$ 861,848	\$ 885,895	\$ 852,370

City of Fitchburg
 Schedule of Indebtedness
 Adopted 2022 Budget

call 2021
 call 2022
 Needs Omnibus

Debt Issuance	Interest Rates	Balance at 12/31/20	Additions	Payments	Balance at 12/31/21	2022 Budgeted New Debt	2022 Budgeted Payments	Projected Balance at 12/31/22	Total Issue Balance	Maturity Date
2011 Gen'l Obligation Notes (CIP)	2.00-2.10%	\$ 55,000		\$ (55,000)	\$ -		\$ -	\$ -	\$ -	2021
2011 Gen'l Obligation Bonds (TID #4)	2.00-2.85%	\$ 3,575,000		\$ (3,575,000)	\$ -		\$ -	\$ -	\$ -	2027
2012 Gen'l Obligation Notes (CIP)	1.00-2.00%	\$ 695,000		\$ (345,000)	\$ 350,000		\$ (350,000)	\$ -	\$ -	2022
2012 Gen'l Obligation Bonds Refunding (Library)	2.00%-3.00%	\$ 2,985,000		\$ (2,985,000)	\$ -		\$ -	\$ -	\$ -	2029
2013 Gen'l Obligation Notes - (CIP)	0.40-2.35%	\$ 390,000		\$ (125,000)	\$ 265,000		\$ (125,000)	\$ 140,000	\$ 140,000	2023
2015 Gen'l Obligation Notes - (CIP)	1.00-2.00%	\$ 1,070,000		\$ (205,000)	\$ 865,000		\$ (210,000)	\$ 655,000	\$ 655,000	2025
2015 Gen'l Obligation Notes - (TID #4)	1.00-2.00%	\$ 500,000		\$ (95,000)	\$ 405,000		\$ (405,000)	\$ -	\$ -	2025
2015 Gen'l Obligation Bonds - (CIP)	2.00-3.00%	\$ 890,000		\$ (50,000)	\$ 840,000		\$ (50,000)	\$ 790,000	\$ 790,000	2035
2015 Gen'l Obligation Bonds - (TID #6)	2.00-3.00%	\$ 2,450,000		\$ (330,000)	\$ 2,120,000		\$ (335,000)	\$ 1,785,000	\$ 1,785,000	2027
2016A Gen'l Obligation Notes - (CIP)	1.25-2.00%	\$ 2,595,000		\$ (645,000)	\$ 1,950,000		\$ (365,000)	\$ 1,585,000	\$ 1,585,000	2026
2016B Gen'l Obligation Bonds - (CIP)	2.00-2.60%	\$ 4,350,000		\$ (230,000)	\$ 4,120,000		\$ (235,000)	\$ 3,885,000	\$ 3,885,000	2036
2017A Gen'l Obligation Notes - (CIP)	2.00-3.00%	\$ 655,000		\$ (130,000)	\$ 525,000		\$ (135,000)	\$ 390,000	\$ 390,000	2027
2017B Gen'l Obligation Bonds - (CIP)	3.00%	\$ 6,675,000		\$ (305,000)	\$ 6,370,000		\$ (315,000)	\$ 6,055,000	\$ 6,055,000	2037
2018A Gen'l Obligation Notes - (CIP)	3.00%	\$ 1,170,000		\$ (295,000)	\$ 875,000		\$ (310,000)	\$ 565,000	\$ 565,000	2028
2018B Gen'l Obligation Bonds - (CIP)	3.00-3.375%	\$ 3,895,000		\$ (165,000)	\$ 3,730,000		\$ (170,000)	\$ 3,560,000		2038
2018B Gen'l Obligation Bonds Refunding - (Library)	3.00-3.375%	\$ 2,885,000		\$ (240,000)	\$ 2,645,000		\$ (250,000)	\$ 2,395,000	\$ 5,955,000	2030
2019A Gen'l Obligation Bonds - (Assessed)	2.00-3.00%	\$ 2,845,000		\$ (315,000)	\$ 2,530,000		\$ (290,000)	\$ 2,240,000	\$ 2,240,000	2029
2019A Gen'l Obligation Bonds - (CIP)	2.00-3.00%	\$ 2,145,000		\$ (140,000)	\$ 2,005,000		\$ (145,000)	\$ 1,860,000	\$ 1,860,000	2038
2019A Gen'l Obligation Bonds - (TID #10)	2.00-3.00%	\$ 4,210,000		\$ -	\$ 4,210,000		\$ (170,000)	\$ 4,040,000	\$ 4,040,000	2039
2020A Gen'l Obligation Bonds - (CIP)	1.15-5.00%	\$ 8,610,000		\$ (520,000)	\$ 8,090,000		\$ (360,000)	\$ 7,730,000	\$ 7,730,000	2040
2020A Gen'l Obligation Bonds - (Assessed)	1.15-5.00%	\$ 350,000		\$ (30,000)	\$ 320,000		\$ (30,000)	\$ 290,000	\$ 290,000	2040
2020A Gen'l Obligation Bonds - (TID #10)	1.15-5.00%	\$ 8,360,000		\$ -	\$ 8,360,000		\$ (130,000)	\$ 8,230,000	\$ 8,230,000	2040
2020A Gen'l Obligation Bonds - Refunding 2012B	1.15-5.00%	\$ 1,970,000		\$ (185,000)	\$ 1,785,000		\$ (170,000)	\$ 1,615,000	\$ 1,615,000	2040
2021A Gen'l Obligation Bonds - (CIP)	est 3%	\$ -	\$ 8,240,000	\$ -	\$ 8,240,000		\$ (530,000)	\$ 7,710,000	\$ 7,710,000	2041
2021A Gen'l Obligation Bonds - (TID #9)	est 3%	\$ -	\$ 7,265,000	\$ -	\$ 7,265,000		\$ (450,000)	\$ 6,815,000	\$ 6,815,000	2041
2021A Gen'l Obligation Bonds - (TID #10)	est 3%	\$ -	\$ -	\$ -	\$ -		\$ -	\$ -	\$ -	2041
2022A Gen'l Obligation Bonds - (CIP)	est 3%	\$ -	\$ -	\$ -	\$ -	\$ 4,103,910	\$ -	\$ 4,103,910	\$ 4,103,910	2041
2022A Gen'l Obligation Bonds - (TID #9)	est 3%	\$ -	\$ -	\$ -	\$ -	\$ 1,590,000	\$ -	\$ 1,590,000	\$ 1,590,000	2041
2022A Gen'l Obligation Bonds - (Stormwater)	est 3%	\$ -	\$ -	\$ -	\$ -	\$ -	\$ -	\$ -	\$ -	2041

TOTAL INDEBTEDNESS \$ 63,325,000 \$ 15,505,000 \$ (10,965,000) \$ 67,865,000 \$ 5,693,910 \$ (5,530,000) \$ 68,028,910 \$ 68,028,910

	Balance at 12/31/20	Additions	Payments	Balance at 12/31/21	2022 Budgeted New Debt	2022 Budgeted Payments	Projected Balance at 12/31/22
Tax Increment District #4	\$ 4,075,000	\$ -	\$ (3,670,000)	\$ 405,000	\$ -	\$ (405,000)	\$ -
Tax Increment District #6	\$ 2,450,000	\$ -	\$ (330,000)	\$ 2,120,000	\$ -	\$ (335,000)	\$ 1,785,000
Tax Increment District #9	\$ 8,360,000	\$ 7,265,000	\$ -	\$ 15,625,000	\$ 1,590,000	\$ (580,000)	\$ 16,635,000
Tax Increment District #10	\$ 6,180,000	\$ -	\$ (185,000)	\$ 5,995,000	\$ -	\$ (340,000)	\$ 5,655,000
Stormwater Utility	\$ -	\$ -	\$ -	\$ -	\$ -	\$ -	\$ -
Assessed	\$ 3,195,000	\$ -	\$ (345,000)	\$ 2,850,000	\$ -	\$ (320,000)	\$ 2,530,000
TOTAL DEBT - NON LEVY	\$ 24,260,000	\$ 7,265,000	\$ (4,530,000)	\$ 26,995,000	\$ 1,590,000	\$ (1,980,000)	\$ 26,605,000
Library	\$ 5,870,000	\$ -	\$ (3,225,000)	\$ 2,645,000	\$ -	\$ (250,000)	\$ 2,395,000
CIP	\$ 33,195,000	\$ 8,240,000	\$ (3,210,000)	\$ 38,225,000	\$ 4,103,910	\$ (3,300,000)	\$ 39,028,910
TOTAL DEBT - TAX LEVY	\$ 39,065,000	\$ 8,240,000	\$ (6,435,000)	\$ 40,870,000	\$ 4,103,910	\$ (3,550,000)	\$ 41,423,910
TOTAL INDEBTEDNESS	\$ 63,325,000	\$ 15,505,000	\$ (10,965,000)	\$ 67,865,000	\$ 5,693,910	\$ (5,530,000)	\$ 68,028,910
check	\$ -	\$ -	\$ -	\$ -	\$ -	\$ -	\$ -

Note: Tax Increment District and Utility borrowing do not require general tax levy to service debt. Assessed projects also do not typically require general tax levy to service debt.

	Equalized Value (TID in)	Debt Maximum - State (5%)	Debt Maximum - City (3%)
2021 Value (TID in)	4,100,343,800	\$ 205,017,190	\$ 123,010,314
12/31/21 Projected Debt as a Percent of EV	1.66%	33.10%	55.17%
2022 Estimated Value (TID in)	8.0%	4,428,371,304	\$ 221,418,565
12/31/22 Projected Debt as a Percent of EV	1.54%	30.72%	51.21%

City of Fitchburg
 Capital Projects Fund #400
 2022 Operating Budget

Acct #	Account Name	2020 Actual	2021 Adopted Budget	06/2021 YTD Actual	2021 Estimate	2022 Budget Request	Revisions Thru Adoption	2022 Adopted Budget	Budget Change	
400-5711-030	LOGO IMPLEMENT & WAYFINDING	\$ 369	\$ -	\$ -	\$ 131,700	\$ -	\$ -	\$ -	\$ -	100.0%
400-5711-036	AUTOMATED TIMEKEEPING	\$ -	\$ -	\$ -	\$ 41,437	\$ -	\$ -	\$ -	\$ -	100.0%
400-5711-039	ELECTRONIC POLL BOOKS	\$ 77,943	\$ -	\$ -	\$ -	\$ -	\$ -	\$ -	\$ -	100.0%
400-5711-040	TOWN OF MADISON - GENERAL GOVT	\$ -	\$ -	\$ -	\$ -	\$ 27,250	\$ -	\$ 27,250	\$ 27,250	100.0%
400-5711-042	HYBRID VEHICLES COST PREMIUM	\$ -	\$ 20,000	\$ -	\$ 20,000	\$ 20,000	\$ -	\$ 20,000	\$ -	0.0%
400-5711-201	COMMERCE PARK DEV FUND	\$ -	\$ -	\$ -	\$ 600	\$ -	\$ -	\$ -	\$ -	100.0%
400-5711-539	ASSESSING FLEET VEHICLES	\$ -	\$ -	\$ -	\$ -	\$ 2,400	\$ -	\$ 2,400	\$ 2,400	100.0%
400-5711-710	FACT NEW EQUIP CITY HALL CAMP	\$ 2,779	\$ -	\$ 34,155	\$ 47,220	\$ 15,000	\$ -	\$ 15,000	\$ 15,000	100.0%
400-5711-711	FACT VIDEO DELIVERY SYSTEM	\$ -	\$ -	\$ -	\$ -	\$ 92,500	\$ -	\$ 92,500	\$ 92,500	100.0%
400-5711-712	FACT FLEET VEHICLE	\$ -	\$ 5,000	\$ 8,300	\$ 8,300	\$ 2,000	\$ -	\$ 2,000	\$ (3,000)	-60.0%
400-5712-014	GIS IMPLEMENTATION	\$ -	\$ -	\$ -	\$ -	\$ 5,500	\$ -	\$ 5,500	\$ 5,500	100.0%
400-5715-298	LIBRARY BUILDING SYS REPLACE	\$ 15,332	\$ 27,318	\$ -	\$ 27,318	\$ 28,138	\$ -	\$ 28,138	\$ 820	3.0%
400-5716-262	PARKING LOT RESURFACING	\$ 139,430	\$ 75,197	\$ -	\$ -	\$ 78,207	\$ -	\$ 78,207	\$ 3,010	4.0%
400-5716-302	CITY CAMPUS/BLDG SYS REPLACE	\$ 35,373	\$ 81,955	\$ -	\$ 81,955	\$ 84,413	\$ -	\$ 84,413	\$ 2,458	3.0%
400-5716-304	MAINT FAC BLDG SYS REPLACEMT	\$ -	\$ 27,318	\$ -	\$ 27,318	\$ 28,138	\$ -	\$ 28,138	\$ 820	3.0%
400-571	Capital Projects - General	\$ 271,227	\$ 236,788	\$ 42,455	\$ 385,848	\$ 383,546	\$ -	\$ 383,546	\$ 146,758	62.0%
400-5721-040	TOWN OF MADISON - PS	\$ -	\$ -	\$ -	\$ -	\$ 135,000	\$ -	\$ 135,000	\$ 135,000	100.0%
400-5722-125	POLICE COMM CTR RADIOS	\$ -	\$ -	\$ -	\$ 131,440	\$ 592,410	\$ -	\$ 592,410	\$ 592,410	100.0%
400-5722-126	Elec Control Devices - Police	\$ -	\$ -	\$ -	\$ -	\$ 58,000	\$ -	\$ 58,000	\$ 58,000	100.0%
400-5722-127	POLICE EVIDENCE FACILITY	\$ -	\$ -	\$ -	\$ 65,000	\$ -	\$ -	\$ -	\$ -	100.0%
400-5722-140	POLICE BODY CAMERAS	\$ 8,943	\$ -	\$ -	\$ 13,984	\$ -	\$ -	\$ -	\$ -	100.0%
400-5722-141	POLICE FACILITY	\$ 3,509	\$ -	\$ 16,001	\$ 98,439	\$ 1,875,000	\$ -	\$ 1,875,000	\$ 1,875,000	100.0%
400-5722-142	PD RECORDS SOFTWARE	\$ 68,087	\$ -	\$ -	\$ -	\$ -	\$ -	\$ -	\$ -	100.0%
400-5722-199	PD FLEET VEHICLES	\$ 36,086	\$ 208,383	\$ 85,415	\$ 245,437	\$ 214,634	\$ -	\$ 214,634	\$ 6,251	3.0%
400-5722-233	WATER TENDERS	\$ -	\$ -	\$ -	\$ -	\$ 500,000	\$ -	\$ 500,000	\$ 500,000	100.0%
400-5722-249	FUTURE FIRE STA LAND & BLDGS	\$ 194,692	\$ -	\$ 603	\$ 604	\$ -	\$ -	\$ -	\$ -	100.0%
400-5722-260	FIRE SQUAD	\$ 1,496	\$ 39,000	\$ 636,638	\$ 636,639	\$ -	\$ -	\$ -	\$ (39,000)	-100.0%
400-5722-265	FIRE RADIOS	\$ -	\$ -	\$ -	\$ -	\$ 526,500	\$ -	\$ 526,500	\$ 526,500	100.0%
400-5722-267	FIRE HEADQUARTERS	\$ 523,675	\$ -	\$ 7,099	\$ 7,100	\$ -	\$ -	\$ -	\$ -	100.0%
400-5722-299	FIRE FLEET VEHICLES	\$ -	\$ 33,018	\$ -	\$ 33,018	\$ 34,009	\$ -	\$ 34,009	\$ 991	3.0%
400-5722-302	EMS VEHICLE REPLACEMENT	\$ 30,588	\$ -	\$ 11,617	\$ 11,617	\$ -	\$ -	\$ -	\$ -	100.0%
400-5722-399	EMS FLEET REPLACEMENT	\$ -	\$ 100,322	\$ 147,005	\$ 147,006	\$ 103,332	\$ -	\$ 103,332	\$ 3,010	3.0%
400-5722-407	BLDG INSPECTION VEHICLES	\$ -	\$ 7,320	\$ -	\$ 7,320	\$ 4,800	\$ -	\$ 4,800	\$ (2,520)	-34.4%
400-572	Capital Projects - Public Safety	\$ 867,077	\$ 388,043	\$ 904,378	\$ 1,397,604	\$ 4,043,685	\$ -	\$ 4,043,685	\$ 3,655,642	942.1%
400-5731-040	TOWN OF MADISON - HIGHWAY	\$ -	\$ -	\$ -	\$ -	\$ 191,000	\$ -	\$ 191,000	\$ 191,000	100.0%
400-5731-201	COMMERCE PARK DEV FUND	\$ 426	\$ -	\$ 198	\$ 199	\$ -	\$ -	\$ -	\$ -	100.0%
400-5732-014	GIS IMPLEMENTATION	\$ 1,200	\$ -	\$ -	\$ -	\$ -	\$ -	\$ -	\$ -	100.0%
400-5732-016	GPS SYSTEM	\$ -	\$ -	\$ -	\$ -	\$ 7,500	\$ -	\$ 7,500	\$ 7,500	100.0%
400-5733-101	HWY EQUIPMENT REPLACEMENT	\$ -	\$ 149,500	\$ -	\$ 131,726	\$ 303,500	\$ -	\$ 303,500	\$ 154,000	103.0%
400-5733-103	INTERSECTION SIGNALIZATION	\$ 54,066	\$ 978,000	\$ 97,915	\$ 1,209,534	\$ 87,415	\$ -	\$ 87,415	\$ (890,585)	-91.1%
400-5733-107	SALT SHED REPAIRS	\$ -	\$ -	\$ -	\$ -	\$ 500,000	\$ -	\$ 500,000	\$ 500,000	100.0%
400-5733-108	FLEET MAINTENANCE EQUIPMENT	\$ -	\$ -	\$ -	\$ -	\$ 185,250	\$ -	\$ 185,250	\$ 185,250	100.0%
400-5733-199	PLOW FLEET REPLACEMENT	\$ 107,893	\$ 210,635	\$ 120,316	\$ 199,798	\$ 241,143	\$ -	\$ 241,143	\$ 30,508	14.5%
400-5733-319	STREET RESURFACING PROGRAM	\$ 473,872	\$ 969,082	\$ 12,861	\$ 1,009,061	\$ 1,080,114	\$ -	\$ 1,080,114	\$ 111,032	11.5%
400-5733-368	S SYENE ROAD (MCCOY TO LACY)	\$ 49,202	\$ 6,460,000	\$ 92,555	\$ 6,990,797	\$ 60,000	\$ -	\$ 60,000	\$ (6,400,000)	-99.1%
400-5733-450	TRAFFIC CALMING PROGRAM	\$ 9,892	\$ -	\$ -	\$ 30,000	\$ -	\$ -	\$ -	\$ -	100.0%
400-5733-469	LACY-MM INTERSECTION	\$ 491,673	\$ -	\$ 14,633	\$ 12,170	\$ -	\$ -	\$ -	\$ -	100.0%
400-5733-474	FISH HATCHERY LEFT TURN	\$ -	\$ -	\$ 9,424	\$ 11,925	\$ -	\$ -	\$ -	\$ -	100.0%
400-5733-479	UPDATE STREET LIGHTING	\$ -	\$ -	\$ -	\$ 8,150	\$ -	\$ -	\$ -	\$ -	100.0%
400-5733-481	MCKEE ROAD PHASE II	\$ 1,959,828	\$ -	\$ 42,799	\$ 3,735,380	\$ -	\$ -	\$ -	\$ -	100.0%
400-5733-486	SIDEWALK & PATH MAINT & IMPROV	\$ 55,264	\$ 98,510	\$ -	\$ 194,510	\$ 101,035	\$ -	\$ 101,035	\$ 2,525	2.6%
400-5733-488	FISH HATCHERY RD	\$ 5,859,288	\$ 696,000	\$ 10,104,142	\$ 10,225,035	\$ -	\$ -	\$ -	\$ (696,000)	-100.0%
400-5733-494	LACY (FITCHRONA-SEMINOLE)	\$ -	\$ 1,723,500	\$ -	\$ 1,723,500	\$ -	\$ -	\$ -	\$ (1,723,500)	-100.0%
400-5733-497	MAINTENANCE ARTERIAL STREETS	\$ -	\$ 40,170	\$ -	\$ 79,170	\$ 64,775	\$ -	\$ 64,775	\$ 24,605	61.3%
400-5733-501	CTH M/CAINE RD	\$ -	\$ -	\$ -	\$ -	\$ 60,000	\$ -	\$ 60,000	\$ 60,000	100.0%
400-5733-999	PW DEV PD INFRASTRUCTURE	\$ 1,804,343	\$ -	\$ 12,176	\$ 12,176	\$ -	\$ -	\$ -	\$ -	100.0%
400-5734-716	BIKE ROUNDABOUT	\$ -	\$ 55,000	\$ -	\$ 55,000	\$ -	\$ -	\$ -	\$ (55,000)	-100.0%
400-5734-630	VERONA RD UTILITY RELOC & REL	\$ 25,001	\$ -	\$ -	\$ -	\$ -	\$ -	\$ -	\$ -	100.0%
400-573	Capital Projects - Public Works	\$ 10,891,949	\$ 11,380,397	\$ 10,507,018	\$ 25,628,131	\$ 2,881,732	\$ -	\$ 2,881,732	\$ (8,498,665)	-74.7%
400-5746-352	SR CENTER FLEET VEHICLES	\$ -	\$ 1,910	\$ -	\$ 1,910	\$ 3,600	\$ -	\$ 3,600	\$ 1,690	88.5%
400-574	Capital Projects - Health & Human Services	\$ -	\$ 1,910	\$ -	\$ 1,910	\$ 3,600	\$ -	\$ 3,600	\$ 1,690	88.5%
400-5763-101	PARKS EQUIPMENT REPLACEMENT	\$ 110,161	\$ 2,000	\$ -	\$ 2,000	\$ 8,500	\$ -	\$ 8,500	\$ 6,500	325.0%
400-5766-212	MCKEE FARMS PARK	\$ 35,223	\$ -	\$ -	\$ -	\$ 165,000	\$ (165,000)	\$ -	\$ -	100.0%
400-5766-259	PARK SYSTEM IMPROVEMENTS	\$ 48,402	\$ 58,000	\$ 10,880	\$ 68,880	\$ 59,000	\$ -	\$ 59,000	\$ 1,000	1.7%
400-576	Capital Projects - Parks & Recreation	\$ 193,785	\$ 60,000	\$ 10,880	\$ 70,880	\$ 232,500	\$ (165,000)	\$ 67,500	\$ 7,500	12.5%
400-583	Capital Projects - Debt Issuance Costs	\$ 56,339	\$ -	\$ -	\$ -	\$ -	\$ -	\$ -	\$ -	100.0%
400-5983-101	TRANSFER TO ANOTHER FUND	\$ -	\$ -	\$ 17,774	\$ 17,774	\$ -	\$ -	\$ -	\$ -	100.0%
400-5986-212	TRANSFER TO ANOTHER FUND	\$ -	\$ -	\$ -	\$ -	\$ -	\$ -	\$ -	\$ -	100.0%
400-5986-262	INTERFUND TRANSFER OUT	\$ -	\$ -	\$ 75,197	\$ 75,197	\$ -	\$ -	\$ -	\$ -	100.0%
400-59	Transfers Out	\$ -	\$ -	\$ 92,971	\$ 92,971	\$ -	\$ -	\$ -	\$ -	100.0%
400-599 -	INTER PROJ TRX OUT - various projects	\$ 426,401	\$ -	\$ 193,117	\$ 414,794	\$ -	\$ -	\$ -	\$ -	100.0%
400-599 -	Interproject Transfers	\$ 426,401	\$ -	\$ 193,117	\$ 414,794	\$ -	\$ -	\$ -	\$ -	100.0%
	Grand Total	\$ 12,706,777	\$ 12,067,138	\$ 11,750,820	\$ 27,992,138	\$ 7,545,063	\$ (165,000)	\$ 7,380,063	\$ (4,687,075)	-38.8%

Net Surplus/(Deficit)	\$ 672,659	\$ 424,618	\$ (6,455,272)	\$ (11,395,443)	\$ (5,500)	\$ 167,516	\$ 162,016	\$ (262,602)
------------------------------	-------------------	-------------------	-----------------------	------------------------	-------------------	-------------------	-------------------	---------------------

City of Fitchburg, WI
Capital Improvement Program (CIP)
 2022 thru 2026

EXPENDITURES AND SOURCES SUMMARY

Department	2022	2023	2024	2025	2026	Total
Admin	373,250	283,080	119,522	115,762	107,135	998,749
Admin - FACTv (cable)	109,500	17,060	22,122	2,185	2,251	153,118
Admin - Technology	86,600	86,600	86,600	86,600	271,600	618,000
Assessing	2,400	2,472	2,546	2,623	2,701	12,742
Building Inspection	4,800	4,944	5,092	5,245	5,402	25,483
EMS	103,332	113,262	116,660	130,160	163,765	627,179
Fire Department	1,060,509	89,259	916,937	94,695	233,536	2,394,936
Library	28,138	218,982	29,851	115,747	31,669	424,387
Parks, Recreation, and Forestr	168,500	810,500	6,857,000	1,364,000	866,000	10,066,000
Police Department	2,740,044	11,969,792	11,985,864	409,077	421,349	27,526,126
Public Works - B&G	190,758	182,295	217,091	228,541	206,263	1,024,948
Public Works - General	1,588,643	704,422	854,169	951,942	593,096	4,692,272
Public Works - Refuse	36,600					36,600
Public Works - Sewer	55,000					55,000
Public Works - Storm	1,221,245	2,204,393	1,576,075	3,074,692	868,046	8,944,451
Public Works - Streets	3,003,339	3,866,441	1,791,036	6,660,707	7,320,458	22,641,981
Public Works - Water	437,418	602,040	731,142	1,025,124	488,390	3,284,114
Senior Center	3,600	3,708	3,819	3,934	4,052	19,113
EXPENDITURE TOTAL	11,213,676	21,159,250	25,315,526	14,271,034	11,585,713	83,545,199

Source	2022	2023	2024	2025	2026	Total
Assessed (non-util, non-debt)	66,723	67,074	67,437	100,810	68,195	370,239
Borrowing (non-util, GO debt)	4,103,910	13,541,400	19,022,500	3,106,400	1,591,600	41,365,810
Capital Property Tax Levy	1,883,265	2,467,094	2,774,150	2,732,123	2,770,231	12,626,863
Contribution from Other Entities	64,850	59,200	56,500	1,029,500	20,000	1,230,050
Expenditure Restraint	600,000		500,000	500,000		1,600,000
Grants/Donations (non-util)	128,565	1,023,000	215,500	1,113,000	441,000	2,921,065
Other (describe)	25,000	30,000	35,000	40,000	45,000	175,000
Payments From Other Funds	20,000	20,000	20,000	20,000	10,000	90,000
Project Fund Balance Applied	92,100	642,100	116,600	94,850	592,100	1,537,750
Sale/Trade In (hwy)	36,000	26,000	43,500	45,500	30,000	181,000
Sale/Trade In (non-hwy, non-util)	8,500	22,000	104,000	20,200	0	154,700
SRF - Cable Fund (transfer)	109,500	17,060	22,122	2,185	2,251	153,118
SRF - Fund Balance Applied		190,000		85,000		275,000
SRF - Park Improve/ Dedication Fees	109,500	0	0	62,500	0	172,000
SRF - Refuse and Recycling Fund	36,600					36,600
TID Closure Excess Increment		62,489				62,489

TIF #4	0					0
TIF Borrowing	1,590,000	0	415,500	1,782,700	4,047,700	7,835,900
Transfer from General Fund	353,250					353,250
Utility - Assessed (sewer)		6,880		86,000		92,880
Utility - Assessed (storm)	215,000	1,110,000	0	164,000		1,489,000
Utility - Assessed (water)		12,920	100,000	161,500		274,420
Utility - Borrowing (storm)	0	0		800,000		800,000
Utility - Grants/Donations	22,500	27,000	317,000	350,500	300,000	1,017,000
Utility - Impact Fees	43,709	69,700	366,371	125,262	186,695	791,737
Utility - Rates (sewer)	89,375	67,120	53,000	91,500	102,500	403,495
Utility - Rates (stormwater)	1,132,620	1,084,193	765,575	736,242	872,746	4,591,376
Utility - Rates (water)	441,209	601,020	317,771	1,020,762	505,695	2,886,457
Utility - Sale/Trade in (sewer)	250	5,000	1,500	250	0	7,000
Utility - Sale/Trade In (storm)	40,000	500				40,500
Utility - Sale/Trade In (water)	1,250	7,500	1,500	250	0	10,500
SOURCE TOTAL	11,213,676	21,159,250	25,315,526	14,271,034	11,585,713	83,545,199

City of Fitchburg, WI
Capital Improvement Program (CIP)

2022 thru 2031

PROJECTS & FUNDING SOURCES BY DEPARTMENT

Department	Project #	2022	2023	2024	2025	2026	2027	2028	2029	2030	2031	Total
Admin												
Town of Madison - Revised	1040	353,250	256,900	93,157	94,451	95,785	97,159	98,574	100,031	101,531	103,078	1,393,916
<i>Capital Property Tax Levy</i>		0	206,900	63,157	64,451	65,785	67,159	68,574	70,031	71,531	73,078	750,666
<i>Transfer from General Fund</i>		353,250										353,250
<i>Utility - Rates (sewer)</i>			20,000	10,000	10,000	10,000	10,000	10,000	10,000	10,000	10,000	100,000
<i>Utility - Rates (stormwater)</i>			10,000	10,000	10,000	10,000	10,000	10,000	10,000	10,000	10,000	90,000
<i>Utility - Rates (water)</i>			20,000	10,000	10,000	10,000	10,000	10,000	10,000	10,000	10,000	100,000
Hybrid Vehicles Cost Premium -	1042	20,000	20,000	20,000	20,000	10,000	10,000	10,000	10,000	10,000	10,000	140,000
<i>Capital Property Tax Levy</i>		0	0	0	0	0	0	0	0	0	0	0
<i>Payments From Other Funds</i>		20,000	20,000	20,000	20,000	10,000	10,000	10,000	10,000	10,000	10,000	140,000
General Fleet Vehicles - New	1043		6,180	6,365	1,311	1,350	1,391	1,433	1,476	1,520	1,565	22,591
<i>Capital Property Tax Levy</i>			6,180	6,365	1,311	1,350	1,391	1,433	1,476	1,520	1,565	22,591
Admin Total		373,250	283,080	119,522	115,762	107,135	108,550	110,007	111,507	113,051	114,643	1,556,507
Admin - FACTv (cable)												
FACTv Facility & Equipment Upgrades - Revised	1710	15,000	15,000	20,000								50,000
<i>SRF - Cable Fund (transfer)</i>		15,000	15,000	20,000								50,000
Video Delivery System Replacements - Revised	1711	92,500						60,000	10,000	10,000	10,000	182,500
<i>Capital Property Tax Levy</i>									10,000	10,000	10,000	30,000
<i>SRF - Cable Fund (transfer)</i>		92,500						60,000				152,500
FACTv Fleet Vehicle Replacement Fund - Revised	1712	2,000	2,060	2,122	2,185	2,251	2,319	2,388	2,460	2,534	2,610	22,929
<i>SRF - Cable Fund (transfer)</i>		2,000	2,060	2,122	2,185	2,251	2,319	2,388	2,460	2,534	2,610	22,929
Admin - FACTv (cable) Total		109,500	17,060	22,122	2,185	2,251	2,319	62,388	12,460	12,534	12,610	255,429
Admin - Technology												
Telephone System Replacement	1016									150,000		150,000
<i>Capital Property Tax Levy</i>										150,000		150,000

Department	Project #	2022	2023	2024	2025	2026	2027	2028	2029	2030	2031	Total
Website Upgrades - Revised	1024					60,000					60,000	120,000
<i>Capital Property Tax Levy</i>						<i>60,000</i>					<i>60,000</i>	<i>120,000</i>
Door Access System Replacement	1025						200,000					200,000
<i>Capital Property Tax Levy</i>							<i>200,000</i>					<i>200,000</i>
Video Security System Upgrade/Replace	1035					125,000						125,000
<i>Capital Property Tax Levy</i>						<i>125,000</i>						<i>125,000</i>
IT Upgrade/Replace	7000	86,600	86,600	86,600	86,600	86,600	86,600	86,600	86,600	86,600	86,600	866,000
<i>Project Fund Balance Applied</i>		<i>86,600</i>	<i>86,600</i>	<i>86,600</i>	<i>86,600</i>	<i>86,600</i>	<i>86,600</i>	<i>86,600</i>	<i>86,600</i>	<i>86,600</i>	<i>86,600</i>	<i>866,000</i>
Admin - Technology Total		86,600	86,600	86,600	86,600	271,600	286,600	86,600	86,600	236,600	146,600	1,461,000

Assessing

Assessing Fleet Vehicles - Revised	1539	2,400	2,472	2,546	2,623	2,701	2,782	2,866	2,952	3,040	3,131	27,513
<i>Capital Property Tax Levy</i>		<i>2,400</i>	<i>2,472</i>	<i>2,546</i>	<i>2,623</i>	<i>2,701</i>	<i>2,782</i>	<i>2,866</i>	<i>2,952</i>	<i>3,040</i>	<i>3,131</i>	<i>27,513</i>
Assessing Total		2,400	2,472	2,546	2,623	2,701	2,782	2,866	2,952	3,040	3,131	27,513

Building Inspection

Building Inspection Vehicles - Revised	2407	4,800	4,944	5,092	5,245	5,402	5,565	5,731	5,903	6,080	6,263	55,025
<i>Capital Property Tax Levy</i>		<i>4,800</i>	<i>4,944</i>	<i>5,092</i>	<i>5,245</i>	<i>5,402</i>	<i>5,565</i>	<i>5,731</i>	<i>5,903</i>	<i>6,080</i>	<i>6,263</i>	<i>55,025</i>
Building Inspection Total		4,800	4,944	5,092	5,245	5,402	5,565	5,731	5,903	6,080	6,263	55,025

Clerk

Electronic Poll Books - Revised	1039								105,000	10,815	11,139	126,954
<i>Capital Property Tax Levy</i>									<i>105,000</i>	<i>10,815</i>	<i>11,139</i>	<i>126,954</i>
Clerk Total									105,000	10,815	11,139	126,954

EMS

Additional Front Line Ambulances - Revised	2309				10,000	40,000	41,200	42,436	43,710	55,020	92,370	324,736
<i>Capital Property Tax Levy</i>					<i>5,000</i>	<i>20,000</i>	<i>20,600</i>	<i>21,218</i>	<i>21,855</i>	<i>27,510</i>	<i>46,185</i>	<i>162,368</i>
<i>Contribution from Other Entities</i>					<i>5,000</i>	<i>20,000</i>	<i>20,600</i>	<i>21,218</i>	<i>21,855</i>	<i>27,510</i>	<i>46,185</i>	<i>162,368</i>
EMS Fleet Replacement	2399	103,332	113,262	116,660	120,160	123,765	127,478	131,302	135,241	139,298	143,477	1,253,975
<i>Capital Property Tax Levy</i>		<i>103,332</i>	<i>113,262</i>	<i>116,660</i>	<i>120,160</i>	<i>123,765</i>	<i>127,478</i>	<i>131,302</i>	<i>135,241</i>	<i>139,298</i>	<i>143,477</i>	<i>1,253,975</i>
EMS Total		103,332	113,262	116,660	130,160	163,765	168,678	173,738	178,951	194,318	235,847	1,578,711

Finance

Department	Project #	2022	2023	2024	2025	2026	2027	2028	2029	2030	2031	Total
New Financial System - Revised	1006						100,000	800,000				900,000
<i>Borrowing (non-util, GO debt)</i>								800,000				800,000
<i>Capital Property Tax Levy</i>							100,000					100,000
Finance Total							100,000	800,000				900,000

Fire Department

Air/Light/Rehab Vehicle Replacement - Revised	2229						482,000	33,097	34,090	35,113	36,166	620,466
<i>Capital Property Tax Levy</i>							432,000	33,097	34,090	35,113	36,166	570,466
<i>Sale/Trade In (non-hwy, non-util)</i>							50,000					50,000
Replace Water Tenders (2)	2233	500,000										500,000
<i>Borrowing (non-util, GO debt)</i>		500,000										500,000
<i>Sale/Trade In (non-hwy, non-util)</i>		0										0
Command Unit Replacement - Revised	2239						334,000	22,935	23,623	24,332	25,062	429,952
<i>Capital Property Tax Levy</i>							284,000	22,935	23,623	24,332	25,062	379,952
<i>Sale/Trade In (non-hwy, non-util)</i>							50,000					50,000
Fire Engine Replacement - Revised	2250			825,000						1,043,888		1,868,888
<i>Borrowing (non-util, GO debt)</i>				750,000						943,888		1,693,888
<i>Sale/Trade In (non-hwy, non-util)</i>				75,000						100,000		175,000
Replacement of SCBA & Related Equipment - Revised	2254					136,000	7,004	475,214	55,635	57,303	59,023	790,179
<i>Capital Property Tax Levy</i>						136,000	7,004	475,214	55,635	57,303	59,023	790,179
Replacement of Extrication Equip - Revised	2256						75,000	7,725	7,957	8,195	8,441	107,318
<i>Capital Property Tax Levy</i>							75,000	7,725	7,957	8,195	8,441	107,318
Portable/Mobile Radio Upgrade	2265	526,500	54,230	55,857	57,533	59,259	61,036	62,867	64,753	66,696	68,697	1,077,428
<i>Borrowing (non-util, GO debt)</i>		526,500										526,500
<i>Capital Property Tax Levy</i>			54,230	55,857	57,533	59,259	61,036	62,867	64,753	66,696	68,697	550,928
Fire Dept Fleet Replacement	2299	34,009	35,029	36,080	37,162	38,277	39,425	40,608	41,826	43,081	44,373	389,870
<i>Capital Property Tax Levy</i>		34,009	35,029	36,080	37,162	38,277	39,425	40,608	41,826	43,081	44,373	389,870
Fire Department Total		1,060,509	89,259	916,937	94,695	233,536	998,465	642,446	227,884	1,278,608	241,762	5,784,101

Library

Library Outreach Vehicle	5202						60,500					60,500
<i>SRF - Fund Balance Applied</i>							60,500					60,500
Self-Check Machines	5203				85,000							85,000
<i>SRF - Fund Balance Applied</i>					85,000							85,000
Automated Materials Handling System (Sorter)	5204		190,000									190,000
<i>SRF - Fund Balance Applied</i>			190,000									190,000
Library Bldg Improve Replacements	5298	28,138	28,982	29,851	30,747	31,669	32,619	33,598	34,605	35,644	36,713	322,566

Department	Project #	2022	2023	2024	2025	2026	2027	2028	2029	2030	2031	Total
Capital Property Tax Levy		28,138	28,982	29,851	30,747	31,669	32,619	33,598	34,605	35,644	36,713	322,566
	Library Total	28,138	218,982	29,851	115,747	31,669	93,119	33,598	34,605	35,644	36,713	658,066

Parks, Recreation, and Forestr

McGaw Park Improvements - Revised	6211	90,000		10,000			0					100,000
Capital Property Tax Levy				10,000								10,000
SRF - Park Improve/ Dedication Fees		90,000					0					90,000
McKee Farms Park Improvement	6212		165,000	75,000		750,000						990,000
Borrowing (non-util, GO debt)						375,000						375,000
Capital Property Tax Levy			165,000	45,000								210,000
Grants/Donations (non-util)						375,000						375,000
Project Fund Balance Applied				30,000								30,000
Moraine Edge Park Land Acquisition - Reinstated	6244								2,000,000			2,000,000
SRF - Park Improve/ Dedication Fees									2,000,000			2,000,000
Recurring Park System Improvements - Revised	6259	59,000	60,000	61,000	62,000	63,000	64,000	65,000	66,000	67,000	68,000	635,000
Capital Property Tax Levy		59,000	60,000	61,000	62,000	63,000	64,000	65,000	66,000	67,000	68,000	635,000
Nine Springs Golf Course - Revised	6261	0				0						0
Capital Property Tax Levy						0						0
SRF - Park Improve/ Dedication Fees		0				0						0
Tennis Court Improvements - Revised	6263			160,000								160,000
Capital Property Tax Levy				160,000								160,000
Large Park Shelters Renovate/Replace	6264	0	0	51,000	52,000	53,000	54,000	55,000	56,000	57,000	58,000	436,000
Capital Property Tax Levy		0	0	51,000	52,000	53,000	54,000	55,000	56,000	57,000	58,000	436,000
Inclusive Playground	6270	19,500										19,500
SRF - Park Improve/ Dedication Fees		19,500										19,500
Recreational Circuit Dunn's Marsh	6271				250,000							250,000
Contribution from Other Entities					62,500							62,500
Grants/Donations (non-util)					125,000							125,000
SRF - Park Improve/ Dedication Fees					62,500							62,500
Neighborhood Hub Phase 2 - Revised	6273		585,500	4,500,000								5,085,500
Borrowing (non-util, GO debt)			585,500	4,500,000								5,085,500
Grants/Donations (non-util)			0	0								0
SRF - Park Improve/ Dedication Fees			0	0								0
Northwest Teen Center - Revised	6275			2,000,000	1,000,000							3,000,000
Borrowing (non-util, GO debt)				2,000,000	1,000,000							3,000,000
Parks, Recreation, and Forestr Total		168,500	810,500	6,857,000	1,364,000	866,000	118,000	120,000	2,122,000	124,000	126,000	12,676,000

Police Department

Police Radio Replacements	2125	592,410		110,802	114,126	117,550	121,076	124,709	128,450	132,303	136,272	1,577,698
---------------------------	------	---------	--	---------	---------	---------	---------	---------	---------	---------	---------	-----------

Department	Project #	2022	2023	2024	2025	2026	2027	2028	2029	2030	2031	Total
<i>Borrowing (non-util, GO debt)</i>		592,410										592,410
<i>Capital Property Tax Levy</i>				110,802	114,126	117,550	121,076	124,709	128,450	132,303	136,272	985,288
Conducted Electrical Weapon (CEW) - New	2126	58,000	12,319	12,689	13,070	13,462	13,866	14,282	14,710	15,151	15,606	183,155
<i>Capital Property Tax Levy</i>		58,000	12,319	12,689	13,070	13,462	13,866	14,282	14,710	15,151	15,606	183,155
Police Body Cameras	2140		173,900	39,168	40,343	41,553	42,800	44,084	45,406	46,769	48,172	522,195
<i>Capital Property Tax Levy</i>			111,411	39,168	40,343	41,553	42,800	44,084	45,406	46,769	48,172	459,706
<i>TID Closure Excess Increment</i>			62,489									62,489
Police Facility/Addition - Revised	2141	1,875,000	11,562,500	11,562,500								25,000,000
<i>Borrowing (non-util, GO debt)</i>		1,875,000	11,562,500	11,562,500								25,000,000
Police Equipment - Revised	2198	0		33,000	7,002	7,212	7,428	7,651	7,881	8,117	8,361	86,652
<i>Capital Property Tax Levy</i>		0		33,000	7,002	7,212	7,428	7,651	7,881	8,117	8,361	86,652
Police Fleet Vehicles	2199	214,634	221,073	227,705	234,536	241,572	248,819	256,284	263,973	271,893	280,049	2,460,538
<i>Capital Property Tax Levy</i>		214,634	221,073	227,705	234,536	241,572	248,819	256,284	263,973	271,893	280,049	2,460,538
Police Department Total		2,740,044	11,969,792	11,985,864	409,077	421,349	433,989	447,010	460,420	474,233	488,460	29,830,238

Public Works - B&G

B&G Fleet Vehicle	1699			28,000	2,678	2,758	2,841	2,926	3,014	3,105	3,198	48,520
<i>Capital Property Tax Levy</i>				26,000	2,678	2,758	2,841	2,926	3,014	3,105	3,198	46,520
<i>Sale/Trade In (non-hwy, non-util)</i>				2,000								2,000
Oak Hall AV	1720						25,000					25,000
<i>Capital Property Tax Levy</i>							25,000					25,000
Early Warning Sirens	2238				29,705							29,705
<i>Capital Property Tax Levy</i>					29,705							29,705
Parking Lot Resurfacing	6262	78,207	66,367	69,686	73,170	76,828	80,670	84,704	88,939	93,386	98,055	810,012
<i>Capital Property Tax Levy</i>		78,207	66,367	69,686	73,170	76,828	80,670	84,704	88,939	93,386	98,055	810,012
City Campus Building Systems Replacement	6302	84,413	86,946	89,554	92,241	95,008	197,858	175,794	103,818	106,932	110,140	1,142,704
<i>Capital Property Tax Levy</i>		84,413	86,946	89,554	92,241	95,008	197,858	175,794	103,818	106,932	110,140	1,142,704
Maintenance Facility Bldg Sys Replace	6304	28,138	28,982	29,851	30,747	31,669	32,619	33,598	34,606	35,644	36,713	322,567
<i>Capital Property Tax Levy</i>		28,138	28,982	29,851	30,747	31,669	32,619	33,598	34,606	35,644	36,713	322,567
Public Works - B&G Total		190,758	182,295	217,091	228,541	206,263	338,988	297,022	230,377	239,067	248,106	2,378,508

Public Works - General

GIS System - Revised	2014	10,000	10,000		15,000	10,000	10,000		10,000			65,000
<i>Capital Property Tax Levy</i>		0	0		0	0	5,500		5,500			11,000
<i>Project Fund Balance Applied</i>		5,500	5,500		8,250	5,500						24,750
<i>Utility - Rates (sewer)</i>		1,500	1,500		2,250	1,500	1,500		1,500			9,750
<i>Utility - Rates (stormwater)</i>		1,500	1,500		2,250	1,500	1,500		1,500			9,750
<i>Utility - Rates (water)</i>		1,500	1,500		2,250	1,500	1,500		1,500			9,750
GPS System - New	2016	25,000	1,545	1,591	1,639	1,688	30,739	1,791	1,845	1,900	1,957	69,695

Department	Project #	2022	2023	2024	2025	2026	2027	2028	2029	2030	2031	Total
Capital Property Tax Levy		7,500	1,545	1,591	1,639	1,688	1,739	1,791	1,845	1,900	1,957	23,195
Project Fund Balance Applied							8,700					8,700
Utility - Rates (sewer)		2,500					2,900					5,400
Utility - Rates (stormwater)		7,500					8,700					16,200
Utility - Rates (water)		7,500					8,700					16,200
Public Works Equipment Replace - Revised	3101	617,500	444,500	596,750	671,800	310,000	471,700	842,720	672,500	1,175,500	25,000	5,827,970
Capital Property Tax Levy		267,500	329,000	487,250	593,300	250,000	388,500	373,500	591,350	627,500	24,000	3,931,900
Sale/Trade In (hwy)		36,000	26,000	43,500	45,500	30,000	23,000	29,500	57,150	46,000		336,650
Sale/Trade In (non-hwy, non-util)		8,500	22,000	27,000	20,200	0	17,000	8,000	24,000	9,500	1,000	137,200
Utility - Rates (sewer)		500	17,500	18,000	6,150	0	19,100	65,110	0	400,000		526,360
Utility - Rates (stormwater)		250,000	19,500					274,000		37,500		581,000
Utility - Rates (water)		13,500	17,500	18,000	6,150	30,000	19,100	65,110	0	0		169,360
Utility - Sale/Trade in (sewer)		250	5,000	1,500	250	0	2,500	9,750	0	50,000		69,250
Utility - Sale/Trade In (storm)		40,000	500					8,000		5,000		53,500
Utility - Sale/Trade In (water)		1,250	7,500	1,500	250	0	2,500	9,750	0	0		22,750
Salt Shed Repairs/Additions	3107	500,000										500,000
Borrowing (non-util, GO debt)		500,000										500,000
Fleet Maintenance Equipment	3108	195,000										195,000
Capital Property Tax Levy		185,250										185,250
Utility - Rates (sewer)		4,875										4,875
Utility - Rates (stormwater)		4,875										4,875
Plow Fleet Replacement	3199	241,143	248,377	255,828	263,503	271,408	279,550	287,937	296,575	305,473	314,637	2,764,431
Capital Property Tax Levy		241,143	248,377	255,828	263,503	271,408	279,550	287,937	296,575	305,473	314,637	2,764,431
Public Works - General Total		1,588,643	704,422	854,169	951,942	593,096	791,989	1,132,448	980,920	1,482,873	341,594	9,422,096

Public Works - Refuse

Compost Equipment	4651	21,600										21,600
SRF - Refuse and Recycling Fund		21,600										21,600
Recycling Drop-Off Site Improvements	4652	15,000										15,000
SRF - Refuse and Recycling Fund		15,000										15,000
Public Works - Refuse Total		36,600										36,600

Public Works - Sewer

Syene Interceptor Extension	4638						1,000,000		183,000	1,830,000		3,013,000
Utility - Assessed (sewer)							1,000,000					1,000,000
Utility - Borrowing (sewer assess)									183,000	1,830,000		2,013,000
Terravessa Sanitary Lift Station - Revised	4639	55,000										55,000
Utility - Rates (sewer)		55,000										55,000

Department	Project #	2022	2023	2024	2025	2026	2027	2028	2029	2030	2031	Total
Public Works - Sewer Total		55,000					1,000,000		183,000	1,830,000		3,068,000
Public Works - Storm												
Stormwater Pond Dredging and Retrofits - Revised	4702	200,000	366,000	215,000	220,000	225,000	230,000	235,000	240,000	245,000	250,000	2,426,000
<i>TIF #4</i>		<i>0</i>										<i>0</i>
<i>Utility - Rates (stormwater)</i>		<i>200,000</i>	<i>366,000</i>	<i>215,000</i>	<i>220,000</i>	<i>225,000</i>	<i>230,000</i>	<i>235,000</i>	<i>240,000</i>	<i>245,000</i>	<i>250,000</i>	<i>2,426,000</i>
Uptown Wet Pond - Revised	4705	125,000	1,000,000	0								1,125,000
<i>Utility - Assessed (storm)</i>		<i>125,000</i>	<i>1,000,000</i>	<i>0</i>								<i>1,125,000</i>
Traceway Drive Storm Sewer Reroute - Revised	4711				0	0		37,000	246,000			283,000
<i>Utility - Rates (stormwater)</i>					<i>0</i>	<i>0</i>	<i>0</i>	<i>37,000</i>	<i>246,000</i>			<i>283,000</i>
Fitchrona Road Stormwater Improvements - Revised	4713			169,500								169,500
<i>Contribution from Other Entities</i>				<i>56,500</i>								<i>56,500</i>
<i>Grants/Donations (non-util)</i>				<i>56,500</i>								<i>56,500</i>
<i>Utility - Rates (stormwater)</i>				<i>56,500</i>								<i>56,500</i>
Drainage and Flooding Improvements	4714	38,245	39,393	40,575	41,792	43,046	44,337	45,667	47,037	48,448	49,902	438,442
<i>Utility - Rates (stormwater)</i>		<i>38,245</i>	<i>39,393</i>	<i>40,575</i>	<i>41,792</i>	<i>43,046</i>	<i>44,337</i>	<i>45,667</i>	<i>47,037</i>	<i>48,448</i>	<i>49,902</i>	<i>438,442</i>
Curry Court Flooding	4717	45,000	560,000									605,000
<i>Capital Property Tax Levy</i>			<i>50,000</i>									<i>50,000</i>
<i>Utility - Assessed (storm)</i>			<i>110,000</i>									<i>110,000</i>
<i>Utility - Rates (stormwater)</i>		<i>45,000</i>	<i>400,000</i>									<i>445,000</i>
Lake Barney Watershed - Revised	4718	0	9,000	399,000	656,000							1,064,000
<i>Utility - Assessed (storm)</i>					<i>164,000</i>							<i>164,000</i>
<i>Utility - Borrowing (storm)</i>		<i>0</i>	<i>0</i>									<i>0</i>
<i>Utility - Grants/Donations</i>			<i>4,500</i>	<i>199,500</i>	<i>328,000</i>							<i>532,000</i>
<i>Utility - Rates (stormwater)</i>		<i>0</i>	<i>4,500</i>	<i>199,500</i>	<i>164,000</i>							<i>368,000</i>
Upsize Schumann Drive Storm Sewer - Revised	4719		35,000	75,000	800,000							910,000
<i>Utility - Borrowing (storm)</i>					<i>800,000</i>							<i>800,000</i>
<i>Utility - Rates (stormwater)</i>			<i>35,000</i>	<i>75,000</i>								<i>110,000</i>
TMDL Modeling - Revised	4722	110,000										110,000
<i>Utility - Grants/Donations</i>		<i>0</i>										<i>0</i>
<i>Utility - Rates (stormwater)</i>		<i>110,000</i>										<i>110,000</i>
Lacy/Seminole Regional Stormwater - Revised	4723	0	0	442,000	1,311,900							1,753,900
<i>TIF Borrowing</i>		<i>0</i>	<i>0</i>	<i>415,500</i>	<i>1,233,200</i>							<i>1,648,700</i>
<i>Utility - Borrowing (storm)</i>		<i>0</i>	<i>0</i>									<i>0</i>
<i>Utility - Rates (stormwater)</i>				<i>26,500</i>	<i>78,700</i>							<i>105,200</i>
Lacy/Seminole Storm Ponds for Roads - Revised	4724	140,000										140,000
<i>TIF Borrowing</i>		<i>140,000</i>										<i>140,000</i>

Department	Project #	2022	2023	2024	2025	2026	2027	2028	2029	2030	2031	Total
Flooding North of Dunn's Marsh - Revised	4725	45,000	45,000	235,000								325,000
<i>Utility - Grants/Donations</i>		22,500	22,500	117,500								162,500
<i>Utility - Rates (stormwater)</i>		22,500	22,500	117,500								162,500
Storm Sewer on Florann Drive and Lyman Lane	4726	180,000										180,000
<i>Utility - Assessed (storm)</i>		90,000										90,000
<i>Utility - Rates (stormwater)</i>		90,000										90,000
Nine Springs Creek Restoration (Golf Course)	4727				45,000	600,000						645,000
<i>Utility - Grants/Donations</i>					22,500	300,000						322,500
<i>Utility - Rates (stormwater)</i>					22,500	300,000						322,500
Cheryl Drive Stormwater Improvements - New	4729	300,000										300,000
<i>Utility - Rates (stormwater)</i>		300,000										300,000
Seminole Glen Stormwater Study - New	4730	38,000	150,000									188,000
<i>Utility - Rates (stormwater)</i>		38,000	150,000									188,000
Public Works - Storm Total		1,221,245	2,204,393	1,576,075	3,074,692	868,046	274,337	317,667	533,037	293,448	299,902	10,662,842

Public Works - Streets

Intersection Signalization - Revised	3103	87,415										87,415
<i>Contribution from Other Entities</i>		64,850										64,850
<i>Grants/Donations (non-util)</i>		22,565										22,565
Street Resurfacing Program	3319	1,180,114	1,184,147	1,300,182	1,284,217	1,400,254	1,384,291	1,501,330	1,463,370	1,580,411	1,563,453	13,841,769
<i>Assessed (non-util, non-debt)</i>		36,114	36,147	36,182	36,217	36,254	36,291	36,330	36,370	36,411	36,453	362,769
<i>Borrowing (non-util, GO debt)</i>		50,000	25,000									75,000
<i>Capital Property Tax Levy</i>		928,000	1,018,000	1,088,000	1,133,000	1,178,000	1,223,000	1,268,000	1,292,000	1,337,000	1,382,000	11,847,000
<i>Grants/Donations (non-util)</i>		66,000		66,000		66,000		67,000		67,000		332,000
<i>Other (describe)</i>		25,000	30,000	35,000	40,000	45,000	50,000	55,000	60,000	65,000	70,000	475,000
<i>Utility - Rates (sewer)</i>		25,000	25,000	25,000	25,000	25,000	25,000	25,000	25,000	25,000	25,000	250,000
<i>Utility - Rates (stormwater)</i>		25,000	25,000	25,000	25,000	25,000	25,000	25,000	25,000	25,000	25,000	250,000
<i>Utility - Rates (water)</i>		25,000	25,000	25,000	25,000	25,000	25,000	25,000	25,000	25,000	25,000	250,000
Herman Road Realignment/Extension	3365						170,000	1,700,000				1,870,000
<i>Assessed (non-util, non-debt)</i>								400,000				400,000
<i>Borrowing (non-util, GO debt)</i>							132,500	925,000				1,057,500
<i>Utility - Impact Fees</i>							17,500	175,000				192,500
<i>Utility - Rates (stormwater)</i>							20,000	200,000				220,000
Syene Road - McCoy Road N to City Limit	3367								90,000	700,000		790,000
<i>Capital Property Tax Levy</i>									90,000	350,000		440,000
<i>Grants/Donations (non-util)</i>										350,000		350,000
S. Syene-McCoy to Lacy Rd	3368	60,000	2,000,000									2,060,000
<i>Borrowing (non-util, GO debt)</i>		60,000	1,280,000									1,340,000

Department	Project #	2022	2023	2024	2025	2026	2027	2028	2029	2030	2031	Total
Grants/Donations (non-util)			720,000									720,000
Update Street Lighting	3479		26,000	26,000	26,000							78,000
Capital Property Tax Levy			13,000	13,000	13,000							39,000
Grants/Donations (non-util)			13,000	13,000	13,000							39,000
Sidewalk and Path Maint/Improve	3486	101,035	103,576	106,134	108,708	111,299	113,908	116,535	119,181	121,847	124,532	1,126,755
Assessed (non-util, non-debt)		30,609	30,927	31,255	31,593	31,941	32,299	32,668	33,048	33,440	33,842	321,622
Capital Property Tax Levy		70,426	72,649	74,879	77,115	79,358	81,609	83,867	86,133	88,407	90,690	805,133
Fitchrona Rd (Lacy to Nesbitt) - Revised	3492		186,000	130,000	2,438,000							2,754,000
Assessed (non-util, non-debt)					33,000							33,000
Borrowing (non-util, GO debt)			88,400	130,000	1,105,000							1,323,400
Contribution from Other Entities			59,200		820,000							879,200
Utility - Assessed (sewer)			6,880		86,000							92,880
Utility - Assessed (water)			12,920		161,500							174,420
Utility - Impact Fees			4,680		58,500							63,180
Utility - Rates (sewer)			3,120		39,000							42,120
Utility - Rates (stormwater)			10,800		135,000							145,800
Lacy/Seminole Intersect, Lacy E, Seminole N	3495	1,450,000			783,000	5,736,000						7,969,000
Borrowing (non-util, GO debt)					168,400	1,216,600						1,385,000
TIF Borrowing		1,450,000			549,500	4,047,700						6,047,200
Utility - Impact Fees					19,000	137,500						156,500
Utility - Rates (sewer)					9,100	66,000						75,100
Utility - Rates (stormwater)					37,000	268,200						305,200
Maintenance of Arterials	3497	64,775	66,718	68,720	70,782	72,905	75,092	77,345	79,665	82,055	84,517	742,574
Capital Property Tax Levy		64,775	66,718	68,720	70,782	72,905	75,092	77,345	79,665	82,055	84,517	742,574
CTH M & Caine Rd - Safety Project - New	3501	60,000	300,000									360,000
Capital Property Tax Levy		20,000	10,000									30,000
Grants/Donations (non-util)		40,000	290,000									330,000
Rimrock Rd Resurfacing - Ski Ln to Beltline - New	3502				950,000							950,000
Borrowing (non-util, GO debt)					333,000							333,000
Contribution from Other Entities					142,000							142,000
Grants/Donations (non-util)					475,000							475,000
CTH D (Sparkle Stone - 450' S of Byrneland) - New	3503			160,000	1,000,000							1,160,000
Borrowing (non-util, GO debt)				80,000	500,000							580,000
Grants/Donations (non-util)				80,000	500,000							580,000
Public Works - Streets Total		3,003,339	3,866,441	1,791,036	6,660,707	7,320,458	1,743,291	3,395,210	1,752,216	2,484,313	1,772,502	33,789,513

Public Works - Water

Well 13 and Pump House - Revised	4519					150,000	180,000	1,850,000				2,180,000
Utility - Impact Fees						150,000	180,000	1,850,000				2,180,000

Department	Project #	2022	2023	2024	2025	2026	2027	2028	2029	2030	2031	Total
SCADA Upgrade	4522			30,000					30,000			60,000
<i>Utility - Rates (water)</i>				30,000					30,000			60,000
Water Tower Repainting	4525			20,000	250,000	230,000			20,000	230,000		750,000
<i>Utility - Rates (water)</i>				20,000	250,000	230,000			20,000	230,000		750,000
Main Oversize/Service Insulat/Hydrant Replace	4632	87,418	90,040	92,742	95,524	98,390	101,342	104,382	107,513	110,739	114,061	1,002,151
<i>Utility - Impact Fees</i>		43,709	45,020	46,371	47,762	49,195	50,671	52,191	53,756	55,369	57,030	501,074
<i>Utility - Rates (water)</i>		43,709	45,020	46,371	47,762	49,195	50,671	52,191	53,757	55,370	57,031	501,077
Well Maintenance - Revised	4633	240,000		80,000	0	160,000	200,000					680,000
<i>Utility - Rates (water)</i>		240,000		80,000		160,000	200,000					680,000
Irish Lane Water Main Improvements - Revised	4802		20,000	420,000								440,000
<i>Utility - Assessed (water)</i>				100,000								100,000
<i>Utility - Impact Fees</i>			20,000	320,000								340,000
Tower Hill Water Main Replacements - Revised	4803	90,000	2,000	88,400	679,600							860,000
<i>Utility - Rates (water)</i>		90,000	2,000	88,400	679,600							860,000
Belmar Water Main Replacements - Revised	4804	20,000	490,000									510,000
<i>Utility - Rates (water)</i>		20,000	490,000									510,000
Public Works - Water Total		437,418	602,040	731,142	1,025,124	488,390	451,342	284,382	2,007,513	340,739	114,061	6,482,151
Senior Center												
Sr. Center Fleet Vehicles - Revised	6352	3,600	3,708	3,819	3,934	4,052	4,173	4,299	4,428	4,560	4,697	41,270
<i>Capital Property Tax Levy</i>		3,600	3,708	3,819	3,934	4,052	4,173	4,299	4,428	4,560	4,697	41,270
Senior Center Total		3,600	3,708	3,819	3,934	4,052	4,173	4,299	4,428	4,560	4,697	41,270
GRAND TOTAL		11,213,676	21,159,250	25,315,526	14,271,034	11,585,713	6,922,187	7,915,412	9,039,773	9,163,923	4,204,030	120,790,524

City of Fitchburg
TID #4 Fund 404
2022 Operating Budget

Acct #	Account Name	2020 Actual	2021 Adopted Budget	06/2021 YTD Actual	2021 Estimate	2022 Budget Request	Revisions Thru Adoption	2022 Adopted Budget	Budget Change	
404-4112-000	TIF #4 INCREMENT - KELLY	\$ 1,475,348	\$ 1,721,000	\$ 1,764,085	\$ 1,764,085	\$ 1,442,000	\$ -	\$ 1,442,000	\$ (279,000)	-16.2%
404-4112-001	TIF #4 INCREMENT - NINE SPRING	\$ -	\$ -	\$ -	\$ -	\$ -	\$ -	\$ -	\$ -	100.0%
404-4113-100	TIF #4 INCREMENT - PROMEGA	\$ 1,986,777	\$ 1,986,000	\$ 1,985,672	\$ 1,985,672	\$ 1,984,000	\$ -	\$ 1,984,000	\$ (2,000)	-0.1%
404-4113-200	TIF #4 INCREMENT - PROM PROCES	\$ 346,597	\$ 363,000	\$ 365,346	\$ 365,346	\$ 350,000	\$ -	\$ 350,000	\$ (13,000)	-3.6%
404-4113-300	TIF #4 INCREMENT - TECH/CAMECA	\$ 282,318	\$ 135,000	\$ 136,771	\$ 136,771	\$ 123,000	\$ -	\$ 123,000	\$ (12,000)	-8.9%
404-4114-000	TID 4 INCREMENT - AVANTE	\$ 700,304	\$ 728,000	\$ 722,624	\$ 722,624	\$ 732,000	\$ -	\$ 732,000	\$ 4,000	0.5%
404-4114-100	TID 4 INCREMENT - OTHERS	\$ 166,539	\$ 258,000	\$ 220,853	\$ 220,853	\$ 276,000	\$ -	\$ 276,000	\$ 18,000	7.0%
	Subtotal Increment	\$ 4,957,883	\$ 5,191,000	\$ 5,195,351	\$ 5,195,351	\$ 4,907,000	\$ -	\$ 4,907,000	\$ (284,000)	-5.5%
404-4354-000	EXEMPT COMP AID-FTC/KELLY	\$ 578,772	\$ 578,772	\$ -	\$ 578,772	\$ 578,772	\$ -	\$ 578,772	\$ -	0.0%
404-4354-001	TID #4 EXEMPT COMP AID-9 SPGS	\$ 1	\$ 1	\$ -	\$ 1	\$ 1	\$ -	\$ 1	\$ -	0.0%
404-4359-000	EXEMPT PERSONAL PROPERTY AID	\$ 19,293	\$ 17,432	\$ 17,432	\$ 17,432	\$ 54,157	\$ -	\$ 54,157	\$ 36,725	210.7%
404-4355-100	EXEMPT COMPUTER AID - PROMEGA	\$ 72,240	\$ 72,240	\$ -	\$ 72,240	\$ 72,240	\$ -	\$ 72,240	\$ -	0.0%
404-4355-200	EXEMPT COMPUTER AID - PROM PRO	\$ 81	\$ 81	\$ -	\$ 81	\$ 81	\$ -	\$ 81	\$ -	0.0%
404-4356-000	EXEMPT COMPUTER AID - OTHER	\$ 6,433	\$ 6,433	\$ -	\$ 6,433	\$ 6,433	\$ -	\$ 6,433	\$ -	0.0%
	Subtotal Exempt Computer Aid	\$ 676,820	\$ 674,959	\$ 17,432	\$ 674,959	\$ 711,684	\$ -	\$ 711,684	\$ 36,725	5.4%
404-4810-001	TID #4 INTEREST INCOME - NINE	\$ -	\$ -	\$ -	\$ -	\$ -	\$ -	\$ -	\$ -	100.0%
404-4810-100	INTEREST INCOME - PROMEGA	\$ -	\$ -	\$ -	\$ -	\$ -	\$ -	\$ -	\$ -	100.0%
404-4810-400	INTEREST INCOME	\$ 53,274	\$ 50,000	\$ 7,182	\$ 8,000	\$ 10,000	\$ -	\$ 10,000	\$ (40,000)	-80.0%
404-4810-404	INTEREST INCOME	\$ -	\$ -	\$ -	\$ -	\$ -	\$ -	\$ -	\$ -	100.0%
	Subtotal Interest Income	\$ 53,274	\$ 50,000	\$ 7,182	\$ 8,000	\$ 10,000	\$ -	\$ 10,000	\$ (40,000)	-80.0%
	Total Revenues & Sources	\$ 5,687,976	\$ 5,915,959	\$ 5,219,965	\$ 5,878,310	\$ 5,628,684	\$ -	\$ 5,628,684	\$ (287,275)	-4.9%

Acct #	Account Name	2020 Actual	2021 Adopted Budget	06/2021 YTD Actual	2021 Estimate	2022 Budget Request	Revisions Thru Adoption	2022 Adopted Budget	Budget Change	
404-5730-001	KELLY INFRASTRUCTURE PAYMENTS	\$ -	\$ -	\$ -	\$ -	\$ -	\$ -	\$ -	\$ -	100.0%
404-5730-002	IMPLEMENTATION/ADMINISTRATION	\$ 1,850	\$ 5,000	\$ 150	\$ 5,000	\$ 5,000	\$ -	\$ 5,000	\$ -	0.0%
404-5730-003	LEGAL, CONSULTING, OTHER PROF	\$ -	\$ 2,000	\$ -	\$ 2,000	\$ 2,000	\$ -	\$ 2,000	\$ -	0.0%
404-5730-004	MARKETING	\$ -	\$ -	\$ -	\$ -	\$ -	\$ -	\$ -	\$ -	100.0%
404-5730-005	TECH ASSESSMENT PLAN	\$ -	\$ -	\$ -	\$ -	\$ -	\$ -	\$ -	\$ -	100.0%
404-5730-006	LACY ROAD SIGNAL	\$ -	\$ -	\$ -	\$ -	\$ -	\$ -	\$ -	\$ -	100.0%
404-5730-007	LACY ROAD IMPROVEMENTS	\$ -	\$ -	\$ -	\$ -	\$ -	\$ -	\$ -	\$ -	100.0%
404-5730-008	LACY RD POWER UNDERGROUND	\$ -	\$ -	\$ -	\$ -	\$ -	\$ -	\$ -	\$ -	100.0%
404-5730-009	FISH HATCHERY RD PRELIM DESIGN	\$ -	\$ -	\$ -	\$ -	\$ -	\$ -	\$ -	\$ -	100.0%
404-5730-010	PURCHASE OF LAND - KELLY	\$ -	\$ -	\$ -	\$ -	\$ -	\$ -	\$ -	\$ -	100.0%
404-5730-011	OTHER INTEREST EXPENSE	\$ -	\$ -	\$ -	\$ -	\$ -	\$ -	\$ -	\$ -	100.0%
404-5730-012	E CHERYL/FISH HATCH SIGNAL-KEL	\$ -	\$ -	\$ -	\$ -	\$ -	\$ -	\$ -	\$ -	100.0%
404-5730-014	LACY RD/PARKWAY RD ENHANCEMENT	\$ -	\$ -	\$ -	\$ -	\$ -	\$ -	\$ -	\$ -	100.0%
404-5730-020	DEVELOPMENT INCENTIVES	\$ -	\$ -	\$ -	\$ -	\$ -	\$ -	\$ -	\$ -	100.0%
	Subtotal Original TID	\$ 1,850	\$ 7,000	\$ 150	\$ 7,000	\$ 7,000	\$ -	\$ 7,000	\$ -	0.0%
404-5731-001	INCREMENT PAYMENTS - PROMEGA	\$ -	\$ -	\$ -	\$ -	\$ -	\$ -	\$ -	\$ -	100.0%
404-5731-002	IMPLEMENTATION/ADMIN - PROMEGA	\$ -	\$ 500	\$ -	\$ 500	\$ 500	\$ -	\$ 500	\$ -	0.0%
404-5731-003	LEGAL, CONSULTING - PROMEGA	\$ -	\$ -	\$ -	\$ -	\$ -	\$ -	\$ -	\$ -	100.0%
404-5731-004	MARKETING - PROMEGA	\$ -	\$ -	\$ -	\$ -	\$ -	\$ -	\$ -	\$ -	100.0%
404-5731-005	INCREMENT PAYMENTS - PROM PROC	\$ 211,390	\$ 971,506	\$ 971,506	\$ 971,506	\$ -	\$ -	\$ -	\$ (971,506)	-100.0%
404-5731-006	IMPLEMENT/ADMIN - TECH/CAMECA	\$ -	\$ -	\$ -	\$ -	\$ -	\$ -	\$ -	\$ -	100.0%
404-5731-007	INCREMENT PMTS - TECH/CAMECA	\$ 160,664	\$ 88,639	\$ 78,657	\$ 88,639	\$ 85,289	\$ -	\$ 85,289	\$ (3,350)	-3.8%
	Subtotal Amendment #1	\$ 372,054	\$ 1,060,645	\$ 1,050,163	\$ 1,060,645	\$ 85,789	\$ -	\$ 85,789	\$ (974,856)	-91.9%
404-5730-101	NOBEL DR & MICA RD - FTC	\$ -	\$ -	\$ -	\$ -	\$ -	\$ -	\$ -	\$ -	100.0%
404-5730-102	IMPL/ADMIN-NINE SPRINGS	\$ -	\$ 2,500	\$ -	\$ 2,500	\$ 2,500	\$ -	\$ 2,500	\$ -	0.0%
404-5730-103	LEGAL, CONSULTING & OTHER PROF	\$ -	\$ -	\$ -	\$ -	\$ -	\$ -	\$ -	\$ -	100.0%
404-5730-104	INTERCHANGE PROJECT & LACY E	\$ 8,023	\$ -	\$ -	\$ -	\$ -	\$ -	\$ -	\$ -	100.0%
404-5730-105	LACY RD CONNECTION-ROUNDABOUT	\$ -	\$ -	\$ -	\$ -	\$ -	\$ -	\$ -	\$ -	100.0%
404-5730-106	UNDERPASS - NINE SPRINGS	\$ -	\$ -	\$ -	\$ -	\$ -	\$ -	\$ -	\$ -	100.0%
404-5730-107	E CHERYL/LACY CONNECTOR	\$ -	\$ -	\$ -	\$ -	\$ -	\$ -	\$ -	\$ -	100.0%
404-5730-108	RAILROAD CROSSINGS	\$ -	\$ -	\$ -	\$ -	\$ -	\$ -	\$ -	\$ -	100.0%
404-5730-110	DEVELOPMENT INCENTIVES-NINE SP	\$ -	\$ -	\$ -	\$ -	\$ -	\$ -	\$ -	\$ -	100.0%
	Subtotal Amendment #2	\$ 8,023	\$ 2,500	\$ -	\$ 2,500	\$ 2,500	\$ -	\$ 2,500	\$ -	0.0%
404-5732-002	IMPLEMENTATION/ADMINISTRATION	\$ -	\$ 1,000	\$ 6	\$ 1,000	\$ 1,000	\$ -	\$ 1,000	\$ -	0.0%
404-5732-003	LEGAL, CONSULTING - AMEND 3	\$ -	\$ 1,000	\$ -	\$ 1,000	\$ 1,000	\$ -	\$ 1,000	\$ -	0.0%
404-5732-021	1/2 MILE FISH LEFT TURN LANE	\$ -	\$ -	\$ 28,271	\$ -	\$ -	\$ -	\$ -	\$ -	100.0%
404-5732-022	1/2 MILE RAILROAD - Lacy/Syene	\$ 3,262	\$ 880,000	\$ 11,589	\$ 1,311,650	\$ -	\$ -	\$ -	\$ (880,000)	-100.0%
404-5732-023	1/2 MILE RAILROAD - Cntrl Park	\$ 75,029	\$ -	\$ -	\$ -	\$ -	\$ -	\$ -	\$ -	100.0%
	Subtotal Amendment #3	\$ 78,291	\$ 882,000	\$ 39,866	\$ 1,313,650	\$ 2,000	\$ -	\$ 2,000	\$ (880,000)	-99.8%
404-5832-001	NEW DEBT ISS COSTS/BOND DISC	\$ -	\$ -	\$ -	\$ -	\$ -	\$ -	\$ -	\$ -	100.0%
404-5833-000	DISCOUNT ON DEBT ISSUE	\$ -	\$ -	\$ -	\$ -	\$ -	\$ -	\$ -	\$ -	100.0%
404-5922-101	TRAN DEBT SERVICE-KELLY	\$ -	\$ -	\$ -	\$ -	\$ -	\$ -	\$ -	\$ -	100.0%
404-5922-106	TRANSFER TO DS-NINE SPRINGS	\$ 496,038	\$ 3,663,038	\$ 44,019	\$ 3,663,038	\$ -	\$ -	\$ -	\$ (3,663,038)	-100.0%
404-5922-202	TRANS TO DEBT SVC-PROMEGA	\$ -	\$ -	\$ -	\$ -	\$ -	\$ -	\$ -	\$ -	100.0%
404-5922-304	TRAN DEBT SERVICE-CITY	\$ 105,950	\$ 104,050	\$ 100,000	\$ 104,050	\$ 412,100	\$ -	\$ 412,100	\$ 308,050	296.1%
	Subtotal Debt Service Expenditures	\$ 601,988	\$ 3,767,088	\$ 144,019	\$ 3,767,088	\$ 412,100	\$ -	\$ 412,100	\$ (3,354,988)	-89.1%
404-5190-000	STAFF CHARGES-GENERAL	\$ 698	\$ 1,000	\$ 162	\$ 1,000	\$ 1,000	\$ -	\$ 1,000	\$ -	0.0%
404-5190-001	STAFF CHARGES-KELLY/FTC	\$ 253	\$ 250	\$ 195	\$ 250	\$ 250	\$ -	\$ 250	\$ -	0.0%
404-5190-101	STAFF CHARGES-PROMEGA	\$ 103	\$ 250	\$ 356	\$ 250	\$ 250	\$ -	\$ 250	\$ -	0.0%
404-5190-201	STAFF CHARGES-NINE SPRINGS	\$ 595	\$ 250	\$ 154	\$ 250	\$ 250	\$ -	\$ 250	\$ -	0.0%
404-5190-202	STAFF CHARGES-TECHLANDS/CAMECA	\$ 71	\$ 250	\$ 41	\$ 250	\$ 250	\$ -	\$ 250	\$ -	0.0%
404-5190-300	STAFF CHARGES-AMEND3 APPROVAL	\$ -	\$ -	\$ -	\$ -	\$ -	\$ -	\$ -	\$ -	100.0%
404-5190-301	STAFF CHARGES-RAILROAD	\$ 28	\$ 2,000	\$ 683	\$ 2,000	\$ 5,000	\$ -	\$ 5,000	\$ 3,000	150.0%
404-5190-302	STAFF CHARGES-LFT TURN	\$ 320	\$ 1,000	\$ 18	\$ 1,000	\$ -	\$ -	\$ -	\$ (1,000)	-100.0%
	Subtotal Staff Charges	\$ 2,069	\$ 5,000	\$ 1,609	\$ 5,000	\$ 7,000	\$ -	\$ 7,000	\$ 2,000	40.0%
404-5922-100	TRANSFER TO GEN FUND FOR ADMIN	\$ -	\$ -	\$ -	\$ -	\$ -	\$ -	\$ -	\$ -	100.0%
404-5922-105	TRANS TO GF FOR ADMIN-NINE SPR	\$ -	\$ -	\$ -	\$ -	\$ -	\$ -	\$ -	\$ -	100.0%
404-5922-200	TRANS TO GF FOR ADMIN REIMB-PR	\$ -	\$ -	\$ -	\$ -	\$ -	\$ -	\$ -	\$ -	100.0%
404-5922-404	FUND BALANCE ADDED	\$ -	\$ -	\$ -	\$ -	\$ -	\$ -	\$ -	\$ -	100.0%
	Subtotal Other Admin Charges	\$ -	\$ -	\$ -	\$ -	\$ -	\$ -	\$ -	\$ -	100.0%
	Total Expenditures	\$ 1,064,275	\$ 5,724,233	\$ 1,235,806	\$ 6,155,883	\$ 516,389	\$ -	\$ 516,389	\$ (5,207,844)	-91.0%

City of Fitchburg
TID #6 Fund 406
2022 Operating Budget

Acct #	Account Name	2021		06/2021	2021	2022	Revisions	2022	Budget	
		Actual	Adopted							Estimate
406-4116-000	TID #6 INCREMENT - RYAN	\$ 1,818,912	\$ 2,100,000	\$ 2,208,043	\$ 2,208,043	\$ 1,946,000	\$ -	\$ 1,946,000	\$ (154,000)	-7.3%
406-4116-100	TID #6 INCREMENT - OTHERS	\$ 362,527	\$ 926,000	\$ 583,550	\$ 583,550	\$ 422,000	\$ -	\$ 422,000	\$ (504,000)	-54.4%
406-4116-200	TID #6 INCREMENT - ARROWHEAD	\$ (11,735)	\$ 139,000	\$ 395,287	\$ 395,287	\$ 15,000	\$ -	\$ 15,000	\$ (124,000)	-89.2%
406-4116-300	TID #6 INCREMENT - BENJAMIN	\$ 168,741	\$ 191,000	\$ 181,348	\$ 181,348	\$ 167,000	\$ -	\$ 167,000	\$ (24,000)	-12.6%
	Subtotal Increment	\$ 2,338,444	\$ 3,356,000	\$ 3,368,227	\$ 3,368,228	\$ 2,550,000	\$ -	\$ 2,550,000	\$ (806,000)	-24.0%
406-4353-000	STATE HIGHWAY AIDS	\$ -	\$ -	\$ -	\$ -	\$ -	\$ -	\$ -	\$ -	100.0%
406-4354-006	EXEMPT COMPUTER AID - RYAN	\$ 15,734	\$ 15,734	\$ -	\$ 15,734	\$ 15,734	\$ -	\$ 15,734	\$ -	0.0%
406-4354-106	EXEMPT COMPUTER AID - OTHERS	\$ 2,155	\$ 2,155	\$ -	\$ 2,155	\$ 2,155	\$ -	\$ 2,155	\$ -	0.0%
406-4354-200	EXEMPT COMPUTER AID - ARROWHEA	\$ 57,597	\$ 57,597	\$ -	\$ 57,597	\$ 57,597	\$ -	\$ 57,597	\$ -	0.0%
406-4354-300	EXEMPT COMPUTER AID - BENJAMIN	\$ -	\$ -	\$ -	\$ -	\$ -	\$ -	\$ -	\$ -	100.0%
406-4359-000	EXEMPT PERSONAL PROPERTY AID	\$ 95,683	\$ 180,278	\$ 180,279	\$ 180,278	\$ 96,131	\$ -	\$ 96,131	\$ (84,147)	-46.7%
	Subtotal Intergovernmental Aid	\$ 171,169	\$ 255,764	\$ 180,279	\$ 255,764	\$ 171,617	\$ -	\$ 171,617	\$ (84,147)	-32.9%
406-4810-000	INTEREST REVENUE	\$ 55,916	\$ 50,000	\$ 5,100	\$ 6,000	\$ 7,000	\$ -	\$ 7,000	\$ (43,000)	-86.0%
	Subtotal Interest Income	\$ 55,916	\$ 50,000	\$ 5,100	\$ 6,000	\$ 7,000	\$ -	\$ 7,000	\$ (43,000)	-86.0%
406-4890-000	MISCELLANEOUS REVENUE	\$ -	\$ -	\$ -	\$ -	\$ -	\$ -	\$ -	\$ -	100.0%
406-4890-001	DEBT PROCEEDS - AMEND 1	\$ -	\$ -	\$ -	\$ -	\$ -	\$ -	\$ -	\$ -	100.0%
	Subtotal Miscellaneous Revenues/Sources	\$ -	\$ -	\$ -	\$ -	\$ -	\$ -	\$ -	\$ -	100.0%
	Total Revenues & Sources	\$ 2,565,529	\$ 3,661,764	\$ 3,553,606	\$ 3,629,992	\$ 2,728,617	\$ -	\$ 2,728,617	\$ (933,147)	-25.5%
406-5730-001	INFRASTRUCTURE PAYMENTS-RYAN	\$ -	\$ -	\$ -	\$ -	\$ -	\$ -	\$ -	\$ -	100.0%
406-5730-002	IMPLEMENTATION/ADMIN - RYAN	\$ 27,494	\$ 3,000	\$ 13,150	\$ 25,000	\$ 25,000	\$ -	\$ 25,000	\$ 22,000	733.3%
406-5730-003	LEGAL, CONSULTING & OTHER PROF	\$ -	\$ 2,000	\$ -	\$ 2,000	\$ 2,000	\$ -	\$ 2,000	\$ -	0.0%
406-5730-005	BURY POWER LINES	\$ -	\$ -	\$ -	\$ -	\$ -	\$ -	\$ -	\$ -	100.0%
406-5730-006	FITCH-RONA ROAD	\$ -	\$ -	\$ -	\$ -	\$ -	\$ -	\$ -	\$ -	100.0%
406-5730-007	BUS PLAZAS	\$ -	\$ -	\$ -	\$ -	\$ -	\$ -	\$ -	\$ -	100.0%
406-5730-009	STORM WATER IMPROVEMENTS	\$ -	\$ -	\$ -	\$ -	\$ -	\$ -	\$ -	\$ -	100.0%
406-5730-010	ROAD IMPROVEMENTS (AMEND 1)	\$ -	\$ -	\$ -	\$ -	\$ -	\$ -	\$ -	\$ -	100.0%
406-5730-011	LAND ACQUISITION (AMEND 1)	\$ -	\$ -	\$ -	\$ -	\$ -	\$ -	\$ -	\$ -	100.0%
406-5730-012	MCKEE RD PH II (Comm-Badger)	\$ 2,802,170	\$ -	\$ 43,387	\$ 530,000	\$ -	\$ -	\$ -	\$ -	100.0%
406-5730-013	PARKING, SUSTAIN, DEMO, RELOC	\$ -	\$ -	\$ -	\$ -	\$ -	\$ -	\$ -	\$ -	100.0%
406-5730-015	OTHER INTEREST EXPENSE	\$ -	\$ -	\$ -	\$ -	\$ -	\$ -	\$ -	\$ -	100.0%
406-5730-016	INFRASTRUCTURE PAYMENTS-BENJ	\$ 19,004	\$ 337,398	\$ 303,199	\$ 328,623	\$ 197,098	\$ -	\$ 197,098	\$ (140,300)	-41.6%
406-5730-017	NESBITT RD ROUNDABOUT	\$ 18,467	\$ -	\$ -	\$ -	\$ -	\$ -	\$ -	\$ -	100.0%
406-5730-019	MILITARY RIDGE PATH IMPROVE	\$ -	\$ -	\$ -	\$ -	\$ -	\$ -	\$ -	\$ -	100.0%
	Subtotal Project Costs	\$ 2,867,136	\$ 342,398	\$ 359,736	\$ 885,623	\$ 224,098	\$ -	\$ 224,098	\$ (118,300)	-34.6%
406-5922-409	TRANS TO GEN FUN-AMEND1 DEBT	\$ 375,900	\$ 379,400	\$ 356,350	\$ 379,400	\$ 377,750	\$ -	\$ 377,750	\$ (1,650)	-0.4%
	Subtotal Debt Service Expenditures	\$ 375,900	\$ 379,400	\$ 356,350	\$ 379,400	\$ 377,750	\$ -	\$ 377,750	\$ (1,650)	-0.4%
406-5190-000	STAFF CHARGES-GENERAL	\$ 616	\$ 2,500	\$ 1,002	\$ 2,500	\$ 2,500	\$ -	\$ 2,500	\$ -	0.0%
406-5190-001	STAFF CHARGES-RYAN	\$ 446	\$ 1,000	\$ -	\$ 1,000	\$ 1,000	\$ -	\$ 1,000	\$ -	0.0%
406-5190-002	STAFF CHARGES-OTHERS	\$ -	\$ 500	\$ -	\$ 500	\$ 500	\$ -	\$ 500	\$ -	0.0%
406-5190-101	STAFF CHARGES-AMEND 1 APPROVAL	\$ -	\$ -	\$ 129	\$ -	\$ -	\$ -	\$ -	\$ -	100.0%
406-5190-102	STAFF CHARGES-BENJAMIN	\$ 609	\$ 1,000	\$ 162	\$ 1,000	\$ 1,000	\$ -	\$ 1,000	\$ -	0.0%
406-5190-103	STAFF CHARGES-MCKEE PHASE II	\$ 17,112	\$ 20,000	\$ 2,477	\$ 20,000	\$ 5,000	\$ -	\$ 5,000	\$ (15,000)	-75.0%
406-5190-104	STAFF CHARGES-FITCH/NES ROUNDA	\$ 312	\$ 100	\$ 70	\$ 100	\$ -	\$ -	\$ -	\$ (100)	-100.0%
	Subtotal Staff Charges	\$ 19,095	\$ 25,100	\$ 3,840	\$ 25,100	\$ 10,000	\$ -	\$ 10,000	\$ (15,100)	-60.2%
406-5731-002	IMPLEMENTATION/ADMIN - OTHERS	\$ 1,700	\$ 1,000	\$ 46	\$ 1,000	\$ 1,000	\$ -	\$ 1,000	\$ -	0.0%
406-5732-002	IMPLEMENTATION/ADMIN - AMEND1	\$ -	\$ -	\$ -	\$ -	\$ -	\$ -	\$ -	\$ -	100.0%
406-5733-002	IMPLEMENTATION/ADMIN -BENJAMIN	\$ -	\$ 100	\$ -	\$ 100	\$ 100	\$ -	\$ 100	\$ -	0.0%
406-5922-012	TRANS TO GEN FUND FOR MCKEE	\$ -	\$ -	\$ -	\$ -	\$ -	\$ -	\$ -	\$ -	100.0%
406-5922-406	TRANS TO GEN FUND FOR ADMIN	\$ -	\$ -	\$ -	\$ -	\$ -	\$ -	\$ -	\$ -	100.0%
406-5922-407	TRANS TO GEN FUND-ADMIN	\$ -	\$ -	\$ -	\$ -	\$ -	\$ -	\$ -	\$ -	100.0%
406-5922-408	TRANS TO GEN FUN-AMEND1 ADMIN	\$ -	\$ -	\$ -	\$ -	\$ -	\$ -	\$ -	\$ -	100.0%
406-5924-406	FUND BALANCE ADDED	\$ -	\$ -	\$ -	\$ -	\$ -	\$ -	\$ -	\$ -	100.0%
406-5924-407	TRANS TO GEN FUND-ADMIN REIMB	\$ -	\$ -	\$ -	\$ -	\$ -	\$ -	\$ -	\$ -	100.0%
	Subtotal Other Admin Charges	\$ 1,700	\$ 1,100	\$ 46	\$ 1,100	\$ 1,100	\$ -	\$ 1,100	\$ -	0.0%
	Total Expenditures	\$ 3,263,831	\$ 747,998	\$ 719,972	\$ 1,291,223	\$ 612,948	\$ -	\$ 612,948	\$ (135,050)	-18.1%

City of Fitchburg
TID #9 Fund 409
2022 Operating Budget

Acct #	Account Name	2020	2021	06/2021	2021	2022	Revisions	2022	Budget
		Actual	Adopted Budget	YTD Actual	Estimate	Budget Request	Thru Adoption	Adopted Budget	Change
409-4111-000	INCREMENT - GENERAL	\$ -	\$ 122,000	\$ (577)	\$ (577)	\$ (1,000)	\$ -	\$ (1,000)	\$ (123,000) -100.8%
409-4111-001	INCREMENT - SZ EXPANSION	\$ 646,554	\$ 635,000	\$ 621,897	\$ 621,897	\$ 598,000	\$ -	\$ 598,000	\$ (37,000) -5.8%
409-4111-202	INCREMENT - SZ DESIGN CENTER	\$ -	\$ 198,000	\$ 212,972	\$ 212,972	\$ 622,000	\$ -	\$ 622,000	\$ 424,000 214.1%
409-4111-203	INCREMENT - PROMEGA	\$ -	\$ 175,000	\$ 315,249	\$ 315,249	\$ 1,198,000	\$ -	\$ 1,198,000	\$ 1,023,000 584.6%
409-4111-204	INCREMENT - BERTLER/SUPREME	\$ -	\$ 48,000	\$ 33,655	\$ 33,655	\$ 80,000	\$ -	\$ 80,000	\$ 32,000 66.7%
	Subtotal Increment	\$ 646,554	\$ 1,178,000	\$ 1,183,196	\$ 1,183,196	\$ 2,497,000	\$ -	\$ 2,497,000	\$ 1,319,000 112.0%
409-4353-000	STATE AIDS	\$ -	\$ -	\$ -	\$ -	\$ -	\$ -	\$ -	\$ - 100.0%
409-4354-000	STATE COMPUTER AID	\$ 134,880	\$ 134,880	\$ -	\$ 134,880	\$ 134,880	\$ -	\$ 134,880	\$ - 0.0%
409-4359-000	EXEMPT PERSONAL PROPERTY AID	\$ 1,591	\$ 1,143	\$ 1,143	\$ 1,143	\$ 1,143	\$ -	\$ 1,143	\$ - 0.0%
	Subtotal Intergovernmental Aid	\$ 136,470	\$ 136,023	\$ 1,143	\$ 136,023	\$ 136,023	\$ -	\$ 136,023	\$ - 0.0%
409-4810-000	INTEREST REVENUE	\$ 1,806	\$ 1,000	\$ 340	\$ 400	\$ 200	\$ -	\$ 200	\$ (800) -80.0%
	Subtotal Interest Income	\$ 1,806	\$ 1,000	\$ 340	\$ 400	\$ 200	\$ -	\$ 200	\$ (800) -80.0%
409-4900-000	DEBT PROCEEDS	\$ -	\$ 6,251,150	\$ -	\$ 7,215,400	\$ 3,180,000	\$ -	\$ 3,180,000	\$ (3,071,150) -49.1%
409-4930-408	FUTURE INCREMENT TO BE COLL	\$ -	\$ -	\$ -	\$ -	\$ -	\$ -	\$ -	\$ - 100.0%
	Subtotal Miscellaneous Revenues/Sources	\$ -	\$ 6,251,150	\$ -	\$ 7,215,400	\$ 3,180,000	\$ -	\$ 3,180,000	\$ (3,071,150) -49.1%
	Total Revenues & Sources	\$ 784,831	\$ 7,566,173	\$ 1,184,679	\$ 8,535,019	\$ 5,813,223	\$ -	\$ 5,813,223	\$ (1,752,950) -23.2%
Acct #	Account Name	2020 Actual	2021 Adopted Budget	06/2021 YTD Actual	2021 Estimate	2022 Budget Request	Revisions Thru Adoption	2022 Adopted Budget	Budget Change
409-5730-001	DOR FEES	\$ 150	\$ 150	\$ 150	\$ 150	\$ 150	\$ -	\$ 150	\$ - 0.0%
409-5730-022	DEV INCENTIVE - SUB ZERO EXPAN	\$ 352,444	\$ 343,444	\$ 248,972	\$ 343,444	\$ 382,944	\$ -	\$ 382,944	\$ 39,500 11.5%
	Subtotal Original Project Costs	\$ 352,594	\$ 343,594	\$ 249,122	\$ 343,594	\$ 383,094	\$ -	\$ 383,094	\$ 39,500 11.5%
409-5731-015	STORMWORK	\$ -	\$ -	\$ -	\$ -	\$ -	\$ -	\$ -	\$ - 100.0%
409-5731-016	STORMWATER LAND ACQUISITION	\$ -	\$ -	\$ -	\$ -	\$ -	\$ -	\$ -	\$ - 100.0%
409-5731-017	ROAD CONSTRUCTION	\$ -	\$ -	\$ -	\$ -	\$ -	\$ -	\$ -	\$ - 100.0%
409-5731-018	1/2 MILE STORMWATER POND RELOC	\$ -	\$ -	\$ -	\$ -	\$ -	\$ -	\$ -	\$ - 100.0%
409-5731-019	1/2 MILE MARKETPLACE DR N	\$ -	\$ -	\$ -	\$ -	\$ -	\$ -	\$ -	\$ - 100.0%
409-5731-020	1/2 MILE MARKETPLACE DR S	\$ -	\$ -	\$ -	\$ -	\$ -	\$ -	\$ -	\$ - 100.0%
409-5731-021	1/2 MILE SUB ZERO PARKWAY	\$ (250)	\$ -	\$ -	\$ -	\$ -	\$ -	\$ -	\$ - 100.0%
	Subtotal Amend #1 Project Costs	\$ (250)	\$ -	\$ -	\$ -	\$ -	\$ -	\$ -	\$ - 100.0%
409-5732-022	COMMERCE PARK DR EXTEND	\$ -	\$ -	\$ -	\$ -	\$ -	\$ -	\$ -	\$ - 100.0%
409-5732-023	LACY RD - WEST OF SEMINOLE/TID	\$ 174,929	\$ 5,208,500	\$ 73	\$ 5,208,500	\$ -	\$ -	\$ (5,208,500)	\$ -100.0%
409-5732-024	1/2 LACY RD - WEST OF SEMINOLE	\$ -	\$ -	\$ -	\$ -	\$ -	\$ -	\$ -	\$ - 100.0%
409-5732-025	1/2 LACY RD - EAST OF SEMINOLE	\$ -	\$ -	\$ -	\$ -	\$ -	\$ -	\$ -	\$ - 100.0%
409-5732-026	SEMINOLE NORTH/TID	\$ -	\$ -	\$ -	\$ -	\$ -	\$ -	\$ -	\$ - 100.0%
409-5732-027	1/2 MILE SEMINOLE NORTH	\$ -	\$ -	\$ -	\$ -	\$ -	\$ -	\$ -	\$ - 100.0%
409-5732-028	1/2 MILE SEMINOLE SOUTH	\$ -	\$ -	\$ -	\$ -	\$ -	\$ -	\$ -	\$ - 100.0%
409-5732-029	ROUNDABOUT SEMINOLE/LACY	\$ -	\$ 440,000	\$ -	\$ 440,000	\$ 1,450,000	\$ -	\$ 1,450,000	\$ 1,010,000 229.5%
409-5732-030	STORMWATER PONDS FOR ROADS	\$ -	\$ 602,650	\$ -	\$ 602,650	\$ 140,000	\$ -	\$ 140,000	\$ (462,650) -76.8%
409-5732-031	REGIONAL STORMWATER STUDY/DESI	\$ 66,134	\$ -	\$ 10,945	\$ 50,000	\$ -	\$ -	\$ -	\$ - 100.0%
409-5732-032	REGIONAL STORMWATER MGMT	\$ -	\$ -	\$ -	\$ -	\$ -	\$ -	\$ -	\$ - 100.0%
409-5732-033	NEW RD TOWARD QUARRY VISTA	\$ -	\$ -	\$ -	\$ -	\$ -	\$ -	\$ -	\$ - 100.0%
409-5732-101	DEV INCENT - SZ DES PRINCIPAL	\$ -	\$ -	\$ -	\$ -	\$ 190,000	\$ -	\$ 190,000	\$ 190,000 100.0%
409-5732-102	DEV INCENT - PROMEGA PRINCIPAL	\$ -	\$ -	\$ -	\$ -	\$ 200,000	\$ -	\$ 200,000	\$ 200,000 100.0%
409-5732-103	DEV INCENT - BERTLER PRINCIPAL	\$ -	\$ 51,000	\$ 3,000	\$ 3,000	\$ 56,000	\$ -	\$ 56,000	\$ 5,000 9.8%
409-5732-201	DEV INCENT - SZ DES INTEREST	\$ -	\$ 275,000	\$ -	\$ -	\$ 275,000	\$ -	\$ 275,000	\$ - 0.0%
409-5732-202	DEV INCENT - PROMEGA INTEREST	\$ -	\$ 706,200	\$ -	\$ -	\$ 580,350	\$ -	\$ 580,350	\$ (125,850) -17.8%
409-5732-203	DEV INCENT - BERTLER INTEREST	\$ -	\$ 16,000	\$ 8,045	\$ 16,015	\$ 14,540	\$ -	\$ 14,540	\$ (1,460) -9.1%
	Subtotal Amend #2 Project Costs	\$ 241,063	\$ 7,299,350	\$ 22,063	\$ 6,320,165	\$ 2,905,890	\$ -	\$ 2,905,890	\$ (4,393,460) -60.2%
409-5730-014	INTEREST ON ADVANCE	\$ 4,104	\$ 10,000	\$ -	\$ 10,000	\$ 10,000	\$ -	\$ 10,000	\$ - 0.0%
409-5830-000	ISSUE COSTS-TID9	\$ -	\$ 20,000	\$ -	\$ 20,000	\$ 20,000	\$ -	\$ 20,000	\$ - 0.0%
409-5922-300	TRANS TO F300 FOR DEBT	\$ -	\$ 78,100	\$ -	\$ -	\$ 577,232	\$ (127,232)	\$ 450,000	\$ 371,900 476.2%
	Subtotal Debt Service Expenditures	\$ 4,104	\$ 108,100	\$ -	\$ 30,000	\$ 607,232	\$ (127,232)	\$ 480,000	\$ 371,900 344.0%
409-5190-000	STAFF CHARGES-GENERAL	\$ 1,312	\$ 3,000	\$ 398	\$ 3,000	\$ 3,000	\$ -	\$ 3,000	\$ - 0.0%
409-5190-001	STAFF CHARGES-SUB ZERO	\$ 758	\$ 1,000	\$ 118	\$ 1,000	\$ 1,000	\$ -	\$ 1,000	\$ - 0.0%
409-5190-119	STAFF CHARGES-MARKETPLACE DR N	\$ -	\$ -	\$ -	\$ -	\$ -	\$ -	\$ -	\$ - 100.0%
409-5190-120	STAFF CHARGES-MARKETPLACE DR S	\$ 15	\$ -	\$ -	\$ -	\$ -	\$ -	\$ -	\$ - 100.0%
409-5190-121	STAFF CHARGES-SUBZERO PKWY	\$ 55	\$ -	\$ -	\$ 500	\$ -	\$ -	\$ -	\$ - 100.0%
409-5190-200	STAFF CHARGES-GENERAL	\$ 60	\$ -	\$ -	\$ -	\$ -	\$ -	\$ -	\$ - 100.0%
409-5190-202	STAFF CHARGES-SZ DESIGN FAC	\$ 657	\$ 1,000	\$ -	\$ 1,000	\$ 1,000	\$ -	\$ 1,000	\$ - 0.0%
409-5190-203	STAFF CHARGES-PROMEGA	\$ 1,016	\$ 1,000	\$ 1,102	\$ 2,000	\$ 2,000	\$ -	\$ 2,000	\$ 1,000 100.0%
409-5190-222	STAFF CHARGES-COMMERCE EXTEND	\$ 1,358	\$ 2,000	\$ 140	\$ 1,000	\$ 500	\$ -	\$ 500	\$ (1,500) -75.0%
409-5190-223	STAFF CHARGES-LACY WEST/TID	\$ 1,103	\$ 1,000	\$ 3,314	\$ 5,000	\$ 5,000	\$ -	\$ 5,000	\$ 4,000 400.0%
409-5190-224	STAFF CHARGES-LACY WEST 1/2	\$ 836	\$ 1,000	\$ 914	\$ 1,000	\$ 1,000	\$ -	\$ 1,000	\$ - 0.0%
409-5190-225	STAFF CHARGES-LACY EAST 1/2	\$ 60	\$ 1,000	\$ 280	\$ 1,000	\$ 1,000	\$ -	\$ 1,000	\$ - 0.0%
409-5190-226	STAFF CHARGES-SEMINOLE NORTH/T	\$ -	\$ -	\$ 17	\$ 50	\$ -	\$ -	\$ -	\$ - 100.0%
409-5190-227	STAFF CHARGES-SEMINOLE N 1/2	\$ -	\$ -	\$ 18	\$ 50	\$ -	\$ -	\$ -	\$ - 100.0%
409-5190-229	STAFF CHARGES-ROUNDABOUT SEM/L	\$ 28	\$ 20,000	\$ 50	\$ 20,000	\$ 20,000	\$ -	\$ 20,000	\$ - 0.0%
409-5190-231	STAFF CHARGES-REG STORM ST/DES	\$ -	\$ -	\$ 81	\$ 500	\$ 1,000	\$ -	\$ 1,000	\$ 1,000 100.0%
409-5190-233	STAFF CHARGES-NEW RD TO QRY VS	\$ 65	\$ -	\$ -	\$ -	\$ -	\$ -	\$ -	\$ - 100.0%
409-5190-234	STAFF CHARGES-BERTLER	\$ 18	\$ 1,000	\$ 514	\$ 1,000	\$ 1,000	\$ -	\$ 1,000	\$ - 0.0%
	Subtotal Staff Charges	\$ 7,342	\$ 32,000	\$ 6,946	\$ 37,100	\$ 36,500	\$ -	\$ 36,500	\$ 4,500 14.1%
409-5730-002	OTHER ADMINISTRATION	\$ -	\$ 5,000	\$ -	\$ 5,000	\$ 5,000	\$ -	\$ 5,000	\$ - 0.0%
409-5730-003	LEGAL,CONSULTING & OTHER PROF	\$ 1,700	\$ 2,000	\$ 110	\$ 2,000	\$ 2,000	\$ -	\$ 2,000	\$ - 0.0%
409-5731-002	OTHER ADMIN - AMEND 1	\$ -	\$ -	\$ 30	\$ 50	\$ 50	\$ -	\$ 50	\$ 50 100.0%
409-5732-001	DOR FEES	\$ -	\$ 150	\$ -	\$ 150	\$ 150	\$ -	\$ 150	\$ - 0.0%
409-5732-002	OTHER ADMIN	\$ -	\$ 500	\$ -	\$ 500	\$ 500	\$ -	\$ 500	\$ - 0.0%
409-5732-003	LEGAL,CONSULTING & OTHER PROF	\$ 18,507	\$ 25,000	\$ 4,419	\$ 25,000	\$ 25,000	\$ -	\$ 25,000	\$ - 0.0%
409-5922-100	TRANS TO GF FOR ADMIN REIMB	\$ -	\$ -	\$ -	\$ -	\$ -	\$ -	\$ -	\$ - 100.0%
	Subtotal Admin & Implementation Exp	\$ 20,207	\$ 32,650	\$ 4,559	\$ 32,700	\$ 32,700	\$ -	\$ 32,700	\$ 50 0.2%
	Total Expenditures	\$ 625,060	\$ 7,815,694	\$ 282,690	\$ 6,763,559	\$ 3,965,416	\$ (127,232)	\$ 3,838,184	\$ (3,977,510) -50.9%

City of Fitchburg
TID #10 Fund 410
2022 Operating Budget

Acct #	Account Name	2020 Actual	2021 Adopted Budget	06/2021 YTD Actual	2021 Estimate	2022 Budget Request	Revisions Thru Adoption	2022 Adopted Budget	Budget Change	
410-4111-000	INCREMENT - TID #10 GENERAL	\$ 21,150	\$ 538,000	\$ 370,208	\$ 370,208	\$ 148,000	\$ -	\$ 148,000	\$ (390,000)	-72.5%
410-4111-001	INCREMENT - TID #10 - PLESKO	\$ 11,440	\$ 218,000	\$ 350,235	\$ 350,235	\$ 225,000	\$ -	\$ 225,000	\$ 7,000	3.2%
410-4111-002	INCREMENT - TID #10 - 3101 FHR	\$ -	\$ (8,000)	\$ 28,007	\$ 28,007	\$ 268,000	\$ -	\$ 268,000	\$ 276,000	-3450.0%
	Subtotal Increment	\$ 32,590	\$ 748,000	\$ 748,451	\$ 748,450	\$ 641,000	\$ -	\$ 641,000	\$ (107,000)	-14.3%
410-4810-000	INTEREST REVENUE	\$ 3,823	\$ 5,000	\$ 3,775	\$ 5,000	\$ 5,000	\$ -	\$ 5,000	\$ -	0.0%
410-4810-001	INTEREST REVENUE-DEBT PROCEEDS	\$ 11,247	\$ 15,000	\$ 439	\$ 1,000	\$ 500	\$ -	\$ 500	\$ (14,500)	-96.7%
	Subtotal Interest Income	\$ 15,070	\$ 20,000	\$ 4,215	\$ 6,000	\$ 5,500	\$ -	\$ 5,500	\$ (14,500)	-72.5%
410-4900-000	DEBT PROCEEDS	\$ 8,360,000	\$ 324,000	\$ -	\$ -	\$ -	\$ -	\$ -	\$ (324,000)	-100.0%
410-4930-408	FUTURE INCREMENT TO BE COLL	\$ -	\$ -	\$ -	\$ -	\$ -	\$ -	\$ -	\$ -	100.0%
	Subtotal Miscellaneous Revenues/Sources	\$ 8,360,000	\$ 324,000	\$ -	\$ -	\$ -	\$ -	\$ -	\$ (324,000)	-100.0%
	Total Revenues & Sources	\$ 8,407,660	\$ 1,092,000	\$ 752,666	\$ 754,450	\$ 646,500	\$ -	\$ 646,500	\$ (445,500)	-40.8%

Acct #	Account Name	2020 Actual	2021 Adopted Budget	06/2021 YTD Actual	2021 Estimate	2022 Budget Request	Revisions Thru Adoption	2022 Adopted Budget	Budget Change	
410-5730-004	LAND ACQUISITION COSTS	\$ -	\$ -	\$ -	\$ -	\$ -	\$ -	\$ -	\$ -	100.0%
410-5730-005	DEMOLITION	\$ -	\$ -	\$ -	\$ -	\$ -	\$ -	\$ -	\$ -	100.0%
410-5730-006	ROAD CONSTRUCTION	\$ -	\$ -	\$ -	\$ -	\$ -	\$ -	\$ -	\$ -	100.0%
410-5730-007	PROFESSIONAL FEES	\$ -	\$ -	\$ -	\$ -	\$ -	\$ -	\$ -	\$ -	100.0%
410-5730-008	SITE PREPARATION	\$ -	\$ -	\$ -	\$ -	\$ -	\$ -	\$ -	\$ -	100.0%
410-5730-009	ADDITIONAL EARTHWORK	\$ -	\$ -	\$ -	\$ -	\$ -	\$ -	\$ -	\$ -	100.0%
	Subtotal Original Project Costs	\$ -	\$ -	\$ -	\$ -	\$ -	\$ -	\$ -	\$ -	100.0%
410-5731-001	DOR FEES	\$ -	\$ -	\$ -	\$ -	\$ -	\$ -	\$ -	\$ -	100.0%
410-5731-002	OTHER ADMINISTRATION	\$ 284	\$ 500	\$ -	\$ 500	\$ 500	\$ -	\$ 500	\$ -	0.0%
410-5731-003	LEGAL, CONSULTING & OTHER PROF	\$ 677	\$ 1,000	\$ 625	\$ 1,000	\$ 2,000	\$ -	\$ 2,000	\$ 1,000	100.0%
410-5731-013	PIKE DRIVE EXTENSION (EAST)	\$ -	\$ -	\$ -	\$ -	\$ -	\$ -	\$ -	\$ -	100.0%
410-5731-014	FISH HATCHERY RECONSTRUCTION	\$ 8,413,296	\$ 324,000	\$ (6,246,972)	\$ 5,836,732	\$ -	\$ -	\$ -	\$ (324,000)	-100.0%
410-5731-015	ACCESS EASEMENT OR STREET	\$ -	\$ -	\$ -	\$ -	\$ -	\$ -	\$ -	\$ -	100.0%
410-5731-016	TRACEWAY DRIVE EXTENSION	\$ -	\$ -	\$ -	\$ -	\$ -	\$ -	\$ -	\$ -	100.0%
410-5731-017	1/2 MILE - FISH HATCHERY RD	\$ -	\$ -	\$ -	\$ -	\$ -	\$ -	\$ -	\$ -	100.0%
410-5731-018	VISIONING FOR CORRIDOR	\$ 16,121	\$ -	\$ -	\$ -	\$ -	\$ -	\$ -	\$ -	100.0%
410-5731-019	FISH HATCHERY PROJ MGR & MRKTG	\$ 18,321	\$ -	\$ 1,628	\$ 56,000	\$ -	\$ -	\$ -	\$ -	100.0%
410-5731-020	REDEVELOPMENT RFP	\$ -	\$ -	\$ -	\$ -	\$ -	\$ -	\$ -	\$ -	100.0%
410-5731-101	DEV INCENT - PLESKO PRINCIPAL	\$ -	\$ 42,723	\$ 69,888	\$ 69,888	\$ 77,362	\$ -	\$ 77,362	\$ 34,639	81.1%
410-5731-102	DEV INCENT - 3101 SFH PRIN	\$ -	\$ -	\$ -	\$ -	\$ -	\$ -	\$ -	\$ -	100.0%
410-5731-201	DEV INCENT - PLESKO INTEREST	\$ -	\$ 184,286	\$ 87,704	\$ 173,451	\$ 169,328	\$ -	\$ 169,328	\$ (14,958)	-8.1%
410-5731-202	DEV INCENT - 3101 SFH INTEREST	\$ -	\$ -	\$ -	\$ -	\$ -	\$ -	\$ -	\$ -	100.0%
	Subtotal Amend #1 Project Costs	\$ 8,448,699	\$ 552,509	\$ (6,087,128)	\$ 6,137,571	\$ 249,190	\$ -	\$ 249,190	\$ (303,319)	-54.9%
410-5730-010	CAPITALIZED INTEREST	\$ -	\$ -	\$ -	\$ -	\$ -	\$ -	\$ -	\$ -	100.0%
410-5730-011	OTHER FINANCING COSTS	\$ -	\$ -	\$ -	\$ -	\$ -	\$ -	\$ -	\$ -	100.0%
410-5730-012	INTEREST ON ADVANCE	\$ 6,264	\$ 10,000	\$ -	\$ 10,000	\$ 10,000	\$ -	\$ 10,000	\$ -	0.0%
410-5830-000	ISSUE COSTS-FISH HATCHERY RD	\$ 48,973	\$ 35,000	\$ -	\$ -	\$ -	\$ -	\$ -	\$ (35,000)	-100.0%
410-5922-300	TRANS TO F300 FOR DEBT FHR	\$ 64,855	\$ 190,900	\$ 82,452	\$ 228,638	\$ 589,121	\$ -	\$ 589,121	\$ 398,221	208.6%
	Subtotal Debt Service Expenditures	\$ 120,092	\$ 235,900	\$ 82,452	\$ 238,638	\$ 599,121	\$ -	\$ 599,121	\$ 363,221	154.0%
410-5190-000	STAFF CHARGES-GENERAL	\$ 4,481	\$ 5,000	\$ 1,651	\$ 5,000	\$ 5,000	\$ -	\$ 5,000	\$ -	0.0%
410-5190-001	STAFF CHARGES-HOTEL	\$ -	\$ -	\$ 11	\$ -	\$ -	\$ -	\$ -	\$ -	100.0%
410-5190-002	STAFF CHARGES-PIKE INTERSECT	\$ 135	\$ 1,000	\$ 77	\$ 1,000	\$ 1,000	\$ -	\$ 1,000	\$ -	0.0%
410-5190-100	STAFF CHARGES-AMEND 1 APPROVAL	\$ 63	\$ 100	\$ -	\$ 100	\$ 100	\$ -	\$ 100	\$ -	0.0%
410-5190-101	STAFF CHARGES-PLESKO	\$ 389	\$ 1,000	\$ 812	\$ 1,000	\$ 1,000	\$ -	\$ 1,000	\$ -	0.0%
410-5190-102	STAFF CHARGES-OLD JUICE PLANT	\$ 8,523	\$ 20,000	\$ 162	\$ 20,000	\$ 20,000	\$ -	\$ 20,000	\$ -	0.0%
410-5190-103	STAFF CHARGES-PARK BANK	\$ 135	\$ 1,000	\$ 154	\$ 1,000	\$ 1,000	\$ -	\$ 1,000	\$ -	0.0%
410-5190-113	STAFF CHARGES-FISH RECONSTRUCT	\$ 24,308	\$ 40,000	\$ 1,423	\$ 40,000	\$ 40,000	\$ -	\$ 40,000	\$ -	0.0%
	Subtotal Staff Charges	\$ 38,035	\$ 68,100	\$ 4,291	\$ 68,100	\$ 68,100	\$ -	\$ 68,100	\$ -	0.0%
410-5730-001	DOR FEES	\$ 150	\$ 150	\$ 150	\$ 150	\$ 150	\$ -	\$ 150	\$ -	0.0%
410-5730-002	OTHER ADMINISTRATION	\$ 30	\$ 5,000	\$ -	\$ 1,000	\$ 1,000	\$ -	\$ 1,000	\$ (4,000)	-80.0%
410-5730-003	LEGAL, CONSULTING & OTHER PROF	\$ 7,335	\$ 2,000	\$ 373	\$ 2,000	\$ 2,000	\$ -	\$ 2,000	\$ -	0.0%
410-5922-100	TRANS TO GF FOR ADMIN REIMB	\$ -	\$ -	\$ -	\$ -	\$ -	\$ -	\$ -	\$ -	100.0%
	Subtotal Other Admin Charges	\$ 7,515	\$ 7,150	\$ 523	\$ 3,150	\$ 3,150	\$ -	\$ 3,150	\$ (4,000)	-55.9%
	Total Expenditures	\$ 8,614,341	\$ 863,659	\$ (5,999,861)	\$ 6,447,459	\$ 919,561	\$ -	\$ 919,561	\$ 55,902	6.5%

City of Fitchburg
TID #11 Fund 411
2022 Operating Budget

Acct #	Account Name	2020 Actual	2021 Adopted Budget	06/2021 YTD Actual	2021 Estimate	2022 Budget Request	Revisions Thru Adoption	2022 Adopted Budget	Budget Change
411-4111-000	INCREMENT - TID #11	\$ 275	\$ -	\$ -	\$ -	\$ -	\$ -	\$ -	100.0%
	Subtotal Increment	\$ 275	\$ -	\$ -	\$ -	\$ -	\$ -	\$ -	100.0%
411-4810-000	INTEREST REVENUE	\$ 3	\$ 5	\$ 0	\$ -	\$ -	\$ -	\$ -	(5) -100.0%
	Subtotal Interest Income	\$ 3	\$ 5	\$ 0	\$ -	\$ -	\$ -	\$ -	(5) -100.0%
411-4930-408	FUTURE INCREMENT TO BE COLL	\$ -	\$ -	\$ -	\$ -	\$ -	\$ -	\$ -	100.0%
	Subtotal Miscellaneous Revenues/Sources	\$ -	\$ -	\$ -	\$ -	\$ -	\$ -	\$ -	100.0%
	Total Revenues & Sources	\$ 277	\$ 5	\$ 0	\$ -	\$ -	\$ -	\$ -	(5) -100.0%

Acct #	Account Name	2020 Actual	2021 Adopted Budget	06/2021 YTD Actual	2021 Estimate	2022 Budget Request	Revisions Thru Adoption	2022 Adopted Budget	Budget Change
411-5730-004	EARTHWORK	\$ -	\$ -	\$ -	\$ -	\$ -	\$ -	\$ -	100.0%
411-5730-005	ONSITE UTILITIES	\$ -	\$ -	\$ -	\$ -	\$ -	\$ -	\$ -	100.0%
411-5730-006	STORMWATER	\$ -	\$ -	\$ -	\$ -	\$ -	\$ -	\$ -	100.0%
411-5730-007	ONSITE ROADWAY	\$ -	\$ -	\$ -	\$ -	\$ -	\$ -	\$ -	100.0%
411-5730-008	ONSITE CONTINGENCY	\$ -	\$ -	\$ -	\$ -	\$ -	\$ -	\$ -	100.0%
411-5730-009	ONSITE ENGINEERING	\$ -	\$ -	\$ -	\$ -	\$ -	\$ -	\$ -	100.0%
411-5730-010	1/2 MILE - ROAD IMPROVE - MM	\$ -	\$ -	\$ -	\$ -	\$ -	\$ -	\$ -	100.0%
411-5730-011	1/2 MILE - OFFSITE ENGINEERING	\$ -	\$ -	\$ -	\$ -	\$ -	\$ -	\$ -	100.0%
411-5730-012	1/2 MILE - WATERMAIN	\$ -	\$ -	\$ -	\$ -	\$ -	\$ -	\$ -	100.0%
411-5730-013	1/2 MILE - SANITARY SEWER	\$ -	\$ -	\$ -	\$ -	\$ -	\$ -	\$ -	100.0%
411-5730-014	DEVELOPER INCENTIVE	\$ -	\$ -	\$ -	\$ -	\$ -	\$ -	\$ -	100.0%
	Subtotal Original Project Costs	\$ -	\$ -	\$ -	\$ -	\$ -	\$ -	\$ -	100.0%
411-5730-100	INTEREST ON ADVANCE	\$ 693	\$ 500	\$ -	\$ 1,000	\$ 1,000	\$ -	\$ 1,000	500 100.0%
	Subtotal Debt Service Expenditures	\$ 693	\$ 500	\$ -	\$ 1,000	\$ 1,000	\$ -	\$ 1,000	500 100.0%
411-5190-000	STAFF CHARGES-GENERAL	\$ 229	\$ 2,000	\$ 115	\$ 2,000	\$ 2,000	\$ -	\$ 2,000	- 0.0%
411-5190-001	STAFF CHARGES-@EDGE	\$ -	\$ -	\$ -	\$ -	\$ -	\$ -	\$ -	- 100.0%
	Subtotal Staff Charges	\$ 229	\$ 2,000	\$ 115	\$ 2,000	\$ 2,000	\$ -	\$ 2,000	- 0.0%
411-5730-001	DOR FEES	\$ 150	\$ 150	\$ 150	\$ 150	\$ 150	\$ -	\$ 150	- 0.0%
411-5730-002	OTHER ADMINISTRATION	\$ -	\$ 1,000	\$ -	\$ 1,000	\$ 1,000	\$ -	\$ 1,000	- 0.0%
411-5730-003	LEGAL, CONSULTING & OTHER PROF	\$ -	\$ 2,000	\$ -	\$ 2,000	\$ 2,000	\$ -	\$ 2,000	- 0.0%
	Subtotal Other Admin Charges	\$ 150	\$ 3,150	\$ 150	\$ 3,150	\$ 3,150	\$ -	\$ 3,150	- 0.0%
	Total Expenditures	\$ 1,072	\$ 5,650	\$ 265	\$ 6,150	\$ 6,150	\$ -	\$ 6,150	500 8.8%

City of Fitchburg
TID #12 Fund 412
2022 Operating Budget

Acct #	Account Name	2021		06/2021 YTD Actual	2021 Estimate	2022 Budget Request	Revisions Thru Adoption	2022 Adopted Budget	Budget Change	
		2020 Actual	Adopted Budget							
412-4111-000	INCREMENT - TID #12 - GENERAL	\$ (3,760)	\$ 15,000	\$ 16,080	\$ 16,080	\$ 23,000	\$ -	\$ 23,000	\$ 8,000	53.3%
412-4111-001	INCREMENT - TID #12 - PROMEGA	\$ 227,572	\$ 926,000	\$ 928,573	\$ 928,573	\$ 1,984,000	\$ -	\$ 1,984,000	\$ 1,058,000	114.3%
	Subtotal Increment	\$ 223,812	\$ 941,000	\$ 944,653	\$ 944,653	\$ 2,007,000	\$ -	\$ 2,007,000	\$ 1,066,000	113.3%
412-4353-000	STATE AIDS	\$ -	\$ -	\$ 1,000,000	\$ 1,000,000	\$ -	\$ -	\$ -	\$ -	100.0%
	Subtotal Intergovernmental Aid	\$ -	\$ -	\$ 1,000,000	\$ 1,000,000	\$ -	\$ -	\$ -	\$ -	0.9%
412-4810-000	INTEREST REVENUE	\$ 143	\$ 500	\$ 846	\$ 500	\$ 500	\$ -	\$ 500	\$ -	0.0%
	Subtotal Interest Income	\$ 143	\$ 500	\$ 846	\$ 500	\$ 500	\$ -	\$ 500	\$ -	0.0%
412-4930-408	FUTURE INCREMENT TO BE COLL	\$ -	\$ -	\$ -	\$ -	\$ -	\$ -	\$ -	\$ -	100.0%
	Subtotal Miscellaneous Revenues/Sources	\$ -	\$ -	\$ -	\$ -	\$ -	\$ -	\$ -	\$ -	100.0%
	Total Revenues & Sources	\$ 223,955	\$ 941,500	\$ 1,945,499	\$ 1,945,153	\$ 2,007,500	\$ -	\$ 2,007,500	\$ 1,066,000	113.2%

Acct #	Account Name	2021		06/2021 YTD Actual	2021 Estimate	2022 Budget Request	Revisions Thru Adoption	2022 Adopted Budget	Budget Change	
		2020 Actual	Adopted Budget							
412-5730-005	1/2 MILE - FAHEY GLENN CONNECT	\$ -	\$ -	\$ -	\$ 1,000,000	\$ -	\$ -	\$ -	\$ -	100.0%
412-5730-006	1/2 MILE-RECON ROUNDABT	\$ -	\$ -	\$ -	\$ -	\$ -	\$ -	\$ -	\$ -	100.0%
412-5730-007	1/2 MILE-SIDEWALK/TRAFFIC CALM	\$ -	\$ -	\$ -	\$ -	\$ -	\$ -	\$ -	\$ -	100.0%
412-5730-008	1/2 MILE-MILL/RESRF E CHERYL	\$ -	\$ -	\$ -	\$ -	\$ -	\$ -	\$ -	\$ -	100.0%
412-5730-009	E CHERYL LIGHTING RETROFIT	\$ -	\$ -	\$ -	\$ -	\$ -	\$ -	\$ -	\$ -	100.0%
412-5730-010	E CHERYL LIGHTING COMPLETION	\$ -	\$ -	\$ -	\$ -	\$ -	\$ -	\$ -	\$ -	100.0%
412-5730-101	DEV INCENT - PROMEGA PRINCIPAL	\$ -	\$ 425,000	\$ -	\$ 425,000	\$ 870,000	\$ -	\$ 870,000	\$ 445,000	104.7%
412-5730-201	DEV INCENT - PROMEGA INTEREST	\$ -	\$ 846,122	\$ -	\$ 846,122	\$ 822,747	\$ -	\$ 822,747	\$ (23,375)	-2.8%
	Subtotal Original Project Costs	\$ -	\$ 1,271,122	\$ -	\$ 2,271,122	\$ 1,692,747	\$ -	\$ 1,692,747	\$ 421,625	33.2%
412-5730-100	INTEREST ON ADVANCE	\$ 1,054	\$ -	\$ -	\$ -	\$ -	\$ -	\$ -	\$ -	100.0%
	Subtotal Debt Service Expenditures	\$ 1,054	\$ -	\$ -	\$ -	\$ -	\$ -	\$ -	\$ -	100.0%
412-5190-000	STAFF CHARGES-GENERAL	\$ 225	\$ 2,000	\$ 118	\$ 2,000	\$ 2,000	\$ -	\$ 2,000	\$ -	0.0%
412-5190-001	STAFF CHARGES-PROMEGA R&D	\$ -	\$ 1,000	\$ 1,184	\$ 2,000	\$ 2,000	\$ -	\$ 2,000	\$ 1,000	100.0%
	Subtotal Staff Charges	\$ 225	\$ 3,000	\$ 1,302	\$ 4,000	\$ 4,000	\$ -	\$ 4,000	\$ 1,000	33.3%
412-5730-001	DOR FEES	\$ 150	\$ 150	\$ 150	\$ 150	\$ 150	\$ -	\$ 150	\$ -	0.0%
412-5730-002	OTHER ADMINISTRATION	\$ -	\$ 5,000	\$ -	\$ 5,000	\$ 5,000	\$ -	\$ 5,000	\$ -	0.0%
412-5730-003	LEGAL, CONSULTING & OTHER PROF	\$ 1,838	\$ 2,000	\$ 30	\$ 2,000	\$ 2,000	\$ -	\$ 2,000	\$ -	0.0%
	Subtotal Other Admin Charges	\$ 1,988	\$ 7,150	\$ 180	\$ 7,150	\$ 7,150	\$ -	\$ 7,150	\$ -	0.0%
	Total Expenditures	\$ 3,267	\$ 1,281,272	\$ 1,482	\$ 2,282,272	\$ 1,703,897	\$ -	\$ 1,703,897	\$ 422,625	33.0%

City of Fitchburg
TID #13 Fund 413
2022 Operating Budget

Acct #	Account Name	2020 Actual	2021 Adopted Budget	06/2021 YTD Actual	2021 Estimate	2022 Budget Request	Revisions Thru Adoption	2022 Adopted Budget	Budget Change
413-4111-000	INCREMENT - TID #13	\$ 2	\$ 33,000	\$ 9	\$ 9	\$ 4,000	\$ -	\$ 4,000	\$ (29,000) -87.9%
413-4111-001	INCREMENT - PHEONIX	\$ 68,900	\$ 112,000	\$ 122,913	\$ 122,913	\$ 337,000	\$ -	\$ 337,000	\$ 225,000 200.9%
	Subtotal Increment	\$ 68,903	\$ 145,000	\$ 122,922	\$ 122,922	\$ 341,000	\$ -	\$ 341,000	\$ 196,000 135.2%
413-4810-000	INTEREST REVENUE	\$ 32	\$ 10	\$ 19	\$ 30	\$ 50	\$ -	\$ 50	\$ 40 400.0%
	Subtotal Interest Income	\$ 32	\$ 10	\$ 19	\$ 30	\$ 50	\$ -	\$ 50	\$ 40 400.0%
413-4930-408	FUTURE INCREMENT TO BE COLL	\$ -	\$ -	\$ -	\$ -	\$ -	\$ -	\$ -	\$ - 100.0%
	Subtotal Miscellaneous Revenues/Sources	\$ -	\$ -	\$ -	\$ -	\$ -	\$ -	\$ -	\$ - 100.0%
	Total Revenues & Sources	\$ 68,934	\$ 145,010	\$ 122,941	\$ 122,952	\$ 341,050	\$ -	\$ 341,050	\$ 196,040 135.2%

Acct #	Account Name	2020 Actual	2021 Adopted Budget	06/2021 YTD Actual	2021 Estimate	2022 Budget Request	Revisions Thru Adoption	2022 Adopted Budget	Budget Change
413-5730-004	E CHERYL, PATH, BOARDWALK	\$ -	\$ -	\$ -	\$ -	\$ -	\$ -	\$ -	\$ - 100.0%
413-5730-005	GREENMARKET	\$ -	\$ -	\$ -	\$ -	\$ -	\$ -	\$ -	\$ - 100.0%
413-5730-006	GOLDENGATE	\$ -	\$ -	\$ -	\$ -	\$ -	\$ -	\$ -	\$ - 100.0%
413-5730-007	NINE SPRINGS LOTS 1-8/TID 5-12	\$ -	\$ -	\$ -	\$ -	\$ -	\$ -	\$ -	\$ - 100.0%
413-5730-008	1/2 MILE GOLDEN GATE	\$ -	\$ -	\$ -	\$ -	\$ -	\$ -	\$ -	\$ - 100.0%
413-5730-009	1/2 MILE OL 13 BIKE PATH	\$ -	\$ -	\$ -	\$ -	\$ -	\$ -	\$ -	\$ - 100.0%
413-5730-010	ROAD CONSTRUCITON	\$ -	\$ 60,000	\$ -	\$ 60,000	\$ -	\$ -	\$ -	\$ (60,000) -100.0%
413-5730-101	DEV INCENT - PHOENIX PRINCIPAL	\$ -	\$ -	\$ 50,000	\$ 50,000	\$ 90,000	\$ -	\$ 90,000	\$ 90,000 100.0%
413-5730-201	DEV INCENT - PHOENIX INTEREST	\$ -	\$ 126,000	\$ 54,197	\$ 115,697	\$ 120,300	\$ -	\$ 120,300	\$ (5,700) -4.5%
	Subtotal Original Project Costs	\$ -	\$ 186,000	\$ 104,197	\$ 225,697	\$ 210,300	\$ -	\$ 210,300	\$ 24,300 13.1%
413-5730-100	INTEREST ON ADVANCE	\$ 427	\$ 1,000	\$ -	\$ 1,000	\$ 1,000	\$ -	\$ 1,000	\$ - 0.0%
	Subtotal Debt Service Expenditures	\$ 427	\$ 1,000	\$ -	\$ 1,000	\$ 1,000	\$ -	\$ 1,000	\$ - 0.0%
413-5190-000	STAFF CHARGES-GENERAL	\$ 838	\$ 1,000	\$ 264	\$ 1,000	\$ 2,000	\$ -	\$ 2,000	\$ 1,000 100.0%
413-5190-001	STAFF CHARGES-PHOENIX	\$ 427	\$ 1,000	\$ 116	\$ 1,000	\$ 1,000	\$ -	\$ 1,000	\$ - 0.0%
413-5190-002	STAFF CHARGES-KWIK TRIP	\$ -	\$ -	\$ 122	\$ 1,000	\$ 2,000	\$ -	\$ 2,000	\$ 2,000 100.0%
413-5190-100	STAFF CHARGES-AMEND 1 APPROVAL	\$ 2,765	\$ -	\$ -	\$ -	\$ -	\$ -	\$ -	\$ - 100.0%
413-5190-112	STAFF CHARGES-CHERYL/SYENE INT	\$ 29	\$ -	\$ 424	\$ 2,000	\$ 5,000	\$ -	\$ 5,000	\$ 5,000 100.0%
	Subtotal Staff Charges	\$ 4,059	\$ 2,000	\$ 926	\$ 5,000	\$ 10,000	\$ -	\$ 10,000	\$ 8,000 400.0%
413-5730-001	DOR FEES	\$ 150	\$ 150	\$ 150	\$ 150	\$ 150	\$ -	\$ 150	\$ - 0.0%
413-5730-002	OTHER ADMINISTRATION	\$ -	\$ 5,000	\$ -	\$ 5,000	\$ 5,000	\$ -	\$ 5,000	\$ - 0.0%
413-5730-003	LEGAL, CONSULTING & OTHER PROF	\$ -	\$ 2,000	\$ -	\$ 2,000	\$ 2,000	\$ -	\$ 2,000	\$ - 0.0%
413-5731-001	DOR FEES	\$ 1,000	\$ -	\$ -	\$ -	\$ -	\$ -	\$ -	\$ - 100.0%
413-5731-002	OTHER ADMINISTRATION	\$ 175	\$ -	\$ -	\$ -	\$ -	\$ -	\$ -	\$ - 100.0%
413-5731-003	LEGAL, CONSULTING & OTHER PROF	\$ 12,764	\$ -	\$ -	\$ -	\$ -	\$ -	\$ -	\$ - 100.0%
413-5731-012	1/2 MILE E. CHERYL/SYENE INTER	\$ 26,629	\$ -	\$ 7,243	\$ 50,000	\$ -	\$ -	\$ -	\$ - 100.0%
	Subtotal Other Admin Charges	\$ 40,717	\$ 7,150	\$ 7,393	\$ 57,150	\$ 7,150	\$ -	\$ 7,150	\$ - 0.0%
	Total Expenditures	\$ 45,203	\$ 196,150	\$ 112,516	\$ 288,847	\$ 228,450	\$ -	\$ 228,450	\$ 32,300 16.5%

City of Fitchburg
 Utility Fund #602 - Water
 2022 Operating Budget

Acct #	New Acct #	Account Name	2020	2021	06/2021	2021	2022	Revisions	2022	Budget	
			Actual	Adopted Budget	YTD Actual	Estimate	Budget Request	Thru Adoption	Adopted Budget	Change	
600-4421-102	602-4421-002	CIAC - From City-W	\$ 737,140	\$ -	\$ -	\$ -	\$ -	\$ -	\$ -	\$ -	100.0%
600-4425-100	602-4425-000	Misc Amortization	\$ 59,580	\$ 59,580	\$ -	\$ 59,580	\$ 59,580	\$ -	\$ 59,580	\$ -	0.0%
600-4434-100	602-4434-000	Misc. Credits to Surp	\$ -	\$ -	\$ 3,037	\$ 3,040	\$ -	\$ -	\$ -	\$ -	100.0%
600-4460-100	602-4460-000	Unmetered Sales-G	\$ 19,780	\$ 11,000	\$ 9,243	\$ 15,000	\$ 12,000	\$ -	\$ 12,000	\$ 1,000	9.1%
600-4461-100	602-4461-000	Metered - Residenti	\$ 1,036,745	\$ 915,000	\$ 483,040	\$ 1,040,000	\$ 1,100,000	\$ -	\$ 1,100,000	\$ 185,000	20.2%
600-4461-101	602-4461-001	Metered - Commerci	\$ 243,968	\$ 260,000	\$ 117,569	\$ 260,000	\$ 260,000	\$ -	\$ 260,000	\$ -	0.0%
600-4461-102	602-4461-002	Metered - Industrial	\$ 96,175	\$ 92,000	\$ 39,634	\$ 97,000	\$ 100,000	\$ -	\$ 100,000	\$ 8,000	8.7%
600-4461-103	602-4461-003	Metered - Res Irriga	\$ 56,240	\$ 43,000	\$ 20,021	\$ 44,000	\$ 48,000	\$ -	\$ 48,000	\$ 5,000	11.6%
600-4461-104	602-4461-004	Metered - Comm Irri	\$ 43,021	\$ 35,000	\$ 19,861	\$ 40,000	\$ 45,000	\$ -	\$ 45,000	\$ 10,000	28.6%
600-4461-105	602-4461-005	Metered - Ind Irrigati	\$ 9,125	\$ 7,500	\$ 4,119	\$ 9,200	\$ 9,500	\$ -	\$ 9,500	\$ 2,000	26.7%
600-4461-106	602-4461-006	Metered - Mult Fam	\$ 642,423	\$ 577,000	\$ 285,451	\$ 600,000	\$ 650,000	\$ -	\$ 650,000	\$ 73,000	12.7%
600-4461-107	602-4461-007	Metered - Mult Fam	\$ 9,911	\$ 11,000	\$ 4,109	\$ 10,000	\$ 12,000	\$ -	\$ 12,000	\$ 1,000	9.1%
600-4462-100	602-4462-000	Private Fire Protecti	\$ 107,458	\$ 104,000	\$ 55,724	\$ 110,000	\$ 114,000	\$ -	\$ 114,000	\$ 10,000	9.6%
600-4463-100	602-4463-000	Public Fire Protectio	\$ 657,484	\$ 645,000	\$ 346,895	\$ 680,000	\$ 690,000	\$ -	\$ 690,000	\$ 45,000	7.0%
600-4464-100	602-4464-000	Sales to Public Auth	\$ 9,997	\$ 11,000	\$ 5,133	\$ 11,000	\$ 11,000	\$ -	\$ 11,000	\$ -	0.0%
600-4464-101	602-4464-001	Irrigation Sales to P	\$ 4,264	\$ 6,000	\$ 3,427	\$ 5,000	\$ 6,000	\$ -	\$ 6,000	\$ -	0.0%
			\$ 3,733,310	\$ 2,777,080	\$ 1,397,262	\$ 2,983,820	\$ 3,117,080	\$ -	\$ 3,117,080	\$ 340,000	12.2%
600-4470-100	602-4470-000	OTHER FED GRAN	\$ 3,470	\$ -	\$ -	\$ -	\$ -	\$ -	\$ -	\$ -	100.0%
600-4470-100	602-4470-000	Forfeited Discounts	\$ 2,413	\$ 4,500	\$ 1,173	\$ 4,500	\$ 4,500	\$ -	\$ 4,500	\$ -	0.0%
600-4419-100	602-4419-000	Interest Income	\$ 50,857	\$ 40,000	\$ 5,172	\$ 42,000	\$ 42,000	\$ -	\$ 42,000	\$ 2,000	5.0%
600-4421-100	602-4421-000	CIAC-Water	\$ 1,592,634	\$ 350,000	\$ -	\$ 350,000	\$ 350,000	\$ -	\$ 350,000	\$ -	0.0%
600-4421-101	602-4421-001	CIAC - Impact Fees	\$ 685,203	\$ 250,000	\$ 300,459	\$ 300,000	\$ 300,000	\$ -	\$ 300,000	\$ 50,000	20.0%
600-4471-100	602-4471-000	Misc. Serv Rev-NSF	\$ 14,205	\$ 3,500	\$ 2,264	\$ 3,500	\$ 3,500	\$ -	\$ 3,500	\$ -	0.0%
600-4472-100	602-4472-000	Rents from Water Pl	\$ 74,966	\$ 78,000	\$ 77,964	\$ 78,000	\$ 81,100	\$ -	\$ 81,100	\$ 3,100	4.0%
600-4474-100	602-4474-000	Other Revenues (Ju	\$ 28,679	\$ 30,000	\$ -	\$ 30,000	\$ 30,000	\$ -	\$ 30,000	\$ -	0.0%
600-4475-100	602-4475-000	P-Card Rebate	\$ 3,873	\$ 5,000	\$ -	\$ 4,000	\$ 4,500	\$ -	\$ 4,500	\$ (500)	-10.0%
600-4631-100	602-4631-100	Reimb from Projects	\$ 20,094	\$ -	\$ 7,921	\$ 5,650	\$ -	\$ -	\$ -	\$ -	100.0%
			\$ 2,476,392	\$ 761,000	\$ 394,954	\$ 817,650	\$ 815,600	\$ -	\$ 815,600	\$ 54,600	7.2%
			\$ 6,209,703	\$ 3,538,080	\$ 1,792,216	\$ 3,801,470	\$ 3,932,680	\$ -	\$ 3,932,680	\$ 394,600	11.2%

Acct #	New Acct #	Account Name	2020	2021	06/2021	2021	2022	Revisions	2022	Budget	
			Actual	Adopted Budget	YTD Actual	Estimate	Budget Request	Thru Adoption	Adopted Budget	Change	
600-5403-100	602-5403-530	Depreciation Expens	\$ 350,568	\$ 350,000	\$ -	\$ 350,000	\$ 350,000	\$ -	\$ 350,000	\$ -	0.0%
600-5403-101	602-5403-531	Depr Exp Contrib Pl	\$ 402,504	\$ 350,000	\$ -	\$ 400,000	\$ 400,000	\$ -	\$ 400,000	\$ 50,000	14.3%
600-5408-100	602-5408-534	Taxes - W	\$ 747,304	\$ 720,000	\$ -	\$ 762,615	\$ 762,000	\$ -	\$ 762,000	\$ 42,000	5.8%
			\$ 1,500,376	\$ 1,420,000	\$ -	\$ 1,512,615	\$ 1,512,000	\$ -	\$ 1,512,000	\$ 92,000	6.5%
600-5600-100	602-5600-110	Oper Supr-SS Wage	\$ 356	\$ 1,292	\$ -	\$ 960	\$ 330	\$ -	\$ 330	\$ (962)	-74.5%
new	602-5600-131	Oper Supr-SS FICA	\$ 27	\$ 100	\$ -	\$ 74	\$ 25	\$ -	\$ 25	\$ (75)	-75.0%
new	602-5600-132	Oper Supr-SS WRS	\$ 24	\$ 88	\$ -	\$ 66	\$ 22	\$ -	\$ 22	\$ (66)	-75.0%
new	602-5600-135	Oper Supr-SS Long	\$ -	\$ 11	\$ -	\$ 11	\$ 3	\$ -	\$ 3	\$ (8)	-72.7%
new	602-5600-160	Oper Supr-SS Hlth	\$ 32	\$ 126	\$ -	\$ 126	\$ 37	\$ -	\$ 37	\$ (89)	-70.6%
new	602-5600-161	Oper Supr-SS Life	\$ 1	\$ 6	\$ -	\$ 5	\$ 2	\$ -	\$ 2	\$ (4)	-66.7%
new	602-5600-162	Oper Supr-SS Disab	\$ -	\$ 6	\$ -	\$ -	\$ 2	\$ -	\$ 2	\$ (4)	-66.7%
new	602-5600-163	Oper Supr-SS Dent	\$ 2	\$ 8	\$ -	\$ 7	\$ 2	\$ -	\$ 2	\$ (6)	-75.0%
600-5601-100	602-5601-110	Ck Wells, DNR Rep	\$ 15,364	\$ 27,741	\$ 5,820	\$ 26,563	\$ 23,264	\$ -	\$ 23,264	\$ (4,477)	-16.1%
new	602-5601-115	Ck Wells, DNR Rep	\$ 6,718	\$ 4,509	\$ 4,829	\$ 4,505	\$ 6,634	\$ -	\$ 6,634	\$ 2,125	47.1%
new	602-5601-131	Ck Wells, DNR Rep	\$ 2,432	\$ 2,475	\$ 1,086	\$ 2,385	\$ 2,290	\$ -	\$ 2,290	\$ (185)	-7.5%
new	602-5601-132	Ck Wells, DNR Rep	\$ 2,057	\$ 2,184	\$ 983	\$ 2,104	\$ 1,946	\$ -	\$ 1,946	\$ (238)	-10.9%
new	602-5601-135	Ck Wells, DNR Rep	\$ -	\$ 106	\$ -	\$ 106	\$ 36	\$ -	\$ 36	\$ (70)	-66.0%
new	602-5601-160	Ck Wells, DNR Rep	\$ 6,581	\$ 4,865	\$ 2,958	\$ 5,623	\$ 5,063	\$ -	\$ 5,063	\$ 198	4.1%
new	602-5601-161	Ck Wells, DNR Rep	\$ 82	\$ 96	\$ 27	\$ 61	\$ 64	\$ -	\$ 64	\$ (32)	-33.3%
new	602-5601-162	Ck Wells, DNR Rep	\$ -	\$ 122	\$ -	\$ -	\$ 97	\$ -	\$ 97	\$ (25)	-20.5%
new	602-5601-163	Ck Wells, DNR Rep	\$ 480	\$ 375	\$ 235	\$ 357	\$ 272	\$ -	\$ 272	\$ (103)	-27.5%
600-5602-100	602-5602-340	Purchased Water	\$ 39,760	\$ 40,000	\$ 18,437	\$ 40,000	\$ 44,000	\$ -	\$ 44,000	\$ 4,000	10.0%
600-5610-100	602-5610-110	Maint Suprvsn & En	\$ -	\$ -	\$ 830	\$ -	\$ -	\$ -	\$ -	\$ -	100.0%
new	602-5610-131	Maint Suprvsn & En	\$ -	\$ -	\$ 63	\$ -	\$ -	\$ -	\$ -	\$ -	100.0%
new	602-5610-132	Maint Suprvsn & En	\$ -	\$ -	\$ 56	\$ -	\$ -	\$ -	\$ -	\$ -	100.0%
new	602-5610-160	Maint Suprvsn & En	\$ -	\$ -	\$ 103	\$ -	\$ -	\$ -	\$ -	\$ -	100.0%
new	602-5610-163	Maint Suprvsn & En	\$ -	\$ -	\$ 16	\$ -	\$ -	\$ -	\$ -	\$ -	100.0%
new	602-5614-240	Maint Well (below) F	\$ -	\$ 50,000	\$ -	\$ 50,000	\$ 50,000	\$ -	\$ 50,000	\$ -	0.0%
new	602-5614-350	Maint Wells below F	\$ -	\$ 1,000	\$ -	\$ 1,000	\$ 1,000	\$ -	\$ 1,000	\$ -	0.0%
			\$ 73,915	\$ 135,110	\$ 35,442	\$ 133,953	\$ 135,089	\$ -	\$ 135,089	\$ (21)	0.0%

City of Fitchburg
 Utility Fund #602 - Water
 2022 Operating Budget

Acct #	New Acct #	Account Name	2020	2021	06/2021	2021	2022	Revisions	2022	Budget Change	
			Actual	Adopted Budget	YTD Actual	Estimate	Budget Request	Thru Adoption	Adopted Budget		
600-5620-100	602-5620-110	Oper Sprvsn - Pump	1,914	1,837	-	1,364	1,757	-	1,757	(80)	-4.4%
new	602-5620-131	Oper Sprvsn - Pump	144	142	-	106	136	-	136	(6)	-4.2%
new	602-5620-132	Oper Sprvsn - Pump	129	125	-	93	115	-	115	(10)	-8.0%
new	602-5620-135	Oper Sprvsn - Pump	-	15	-	15	18	-	18	3	20.0%
new	602-5620-160	Oper Sprvsn - Pump	158	179	-	179	199	-	199	20	11.2%
new	602-5620-161	Oper Sprvsn - Pump	5	9	-	6	8	-	8	(1)	-11.1%
new	602-5620-162	Oper Sprvsn - Pump	-	9	-	-	10	-	10	1	11.1%
new	602-5620-163	Oper Sprvsn - Pump	10	11	-	10	12	-	12	1	9.1%
600-5623-100	602-5623-365	Power Purch for Pur	249,925	260,000	94,024	255,000	260,000	-	260,000	-	0.0%
600-5624-100	602-5624110	SCADA Alarm Wage	9,378	6,587	690	5,024	4,542	-	4,542	(2,045)	-31.0%
new	602-5624-115	SCADA Alarm OT	348	665	64	598	359	-	359	(306)	-46.0%
new	602-5624-131	SCADA Alarm FICA	337	559	56	434	378	-	378	(181)	-32.4%
new	602-5624-132	SCADA Alarm WRS	303	493	51	383	321	-	321	(172)	-34.9%
new	602-5624-135	SCADA Alarm Long	-	54	-	54	39	-	39	(15)	-27.8%
new	602-5624-160	SCADA Alarm Hlth	490	703	106	722	723	-	723	20	2.8%
new	602-5624-161	SCADA Alarm Life	13	33	2	24	20	-	20	(13)	-39.4%
new	602-5624-162	SCADA Alarm Disab	-	33	-	-	25	-	25	(8)	-24.2%
new	602-5624-163	SCADA Alarm Dent	27	46	6	44	45	-	45	(1)	-2.2%
new	602-5624-245	SCADA Alarm Com	125	6,000	-	6,000	6,000	-	6,000	-	0.0%
600-5626-100	602-5626-110	Misc Exp Wages	138	59	28	59	144	-	144	85	144.1%
new	602-5626-131	Misc Exp FICA	11	5	2	5	11	-	11	6	120.0%
new	602-5626-132	Misc Exp WRS	9	4	2	4	9	-	9	5	125.0%
new	602-5626-135	Misc Exp Longvty	-	1	-	1	-	-	-	(1)	-100.0%
new	602-5626-160	Misc Exp Hlth	-	-	-	8	48	-	48	48	100.0%
new	602-5626-161	Misc Exp Life	1	-	-	-	-	-	-	-	100.0%
new	602-5626-162	Misc Exp Disab	-	-	-	-	1	-	1	1	100.0%
new	602-5626-163	Misc Exp Dental	3	1	1	1	3	-	3	2	200.0%
new	602-5626-323	Misc Exp Protective	3,376	1,500	671	1,500	1,500	-	1,500	-	0.0%
new	602-5626-340	Misc Exp (MF exp 1)	1,129	500	-	1,000	1,200	-	1,200	700	140.0%
new	602-5626-350	Misc Exp Repair Ma	145	1,000	910	1,000	1,500	-	1,500	500	50.0%
600-5627-100	602-5627-922	Rents (Maint facility)	10,000	10,000	5,000	10,000	10,000	-	10,000	-	0.0%
600-5630-100	602-5630-110	Maint Sprvsn - Pump	1,611	1,406	-	1,044	1,485	-	1,485	79	5.6%
new	602-5630-131	Maint Sprvsn - Pump	121	108	-	81	115	-	115	7	6.5%
new	602-5630-132	Maint Sprvsn - Pump	109	96	-	71	97	-	97	1	1.0%
new	602-5630-135	Maint Sprvsn - Pump	-	12	-	12	15	-	15	3	25.0%
new	602-5630-160	Maint Sprvsn - Pump	138	137	-	137	168	-	168	31	22.6%
new	602-5630-161	Maint Sprvsn - Pump	5	7	-	5	7	-	7	-	0.0%
new	602-5630-162	Maint Sprvsn - Pump	-	7	-	-	8	-	8	1	14.3%
new	602-5630-163	Maint Sprvsn - Pump	8	8	-	8	10	-	10	2	25.0%
new	602-5630-340	Maint Pump Oper St	-	500	408	500	500	-	500	-	0.0%
600-5631-100	602-5631-110	Maint Wellhs Boost	6,495	6,631	2,904	5,599	6,131	-	6,131	(500)	-7.5%
new	602-5631-115	Maint Wellhs Boost	225	316	32	281	338	-	338	22	7.0%
new	602-5631-120	Maint Wellhs Boost	-	3,075	-	3,075	3,075	-	3,075	-	0.0%
new	602-5631-131	Maint Wellhs Boost	505	770	220	688	732	-	732	(38)	-4.9%
new	602-5631-132	Maint Wellhs Boost	452	472	198	400	422	-	422	(50)	-10.6%
new	602-5631-135	Maint Wellhs Boost	-	41	-	41	25	-	25	(16)	-39.0%
new	602-5631-160	Maint Wellhs Boost	1,084	1,222	619	1,344	1,692	-	1,692	470	38.5%
new	602-5631-161	Maint Wellhs Boost	17	26	4	16	17	-	17	(9)	-34.6%
new	602-5631-162	Maint Wellhs Boost	-	37	-	-	36	-	36	(1)	-2.7%
new	602-5631-163	Maint Wellhs Boost	60	64	38	61	68	-	68	4	6.3%
new	602-5631-240	Maint Wellhs Boost	7,877	8,000	2,270	8,000	23,000	-	23,000	15,000	187.5%
new	602-5631-350	Maint-Wellhs, Boost	3,071	3,700	916	3,700	3,700	-	3,700	-	0.0%
600-5633-100	602-5633-110	Maint Pump Equip A	3,517	3,584	910	2,982	3,392	-	3,392	(192)	-5.4%
new	602-5633-131	Maint Pump Equip A	266	277	69	231	261	-	261	(16)	-5.8%
new	602-5633-132	Maint Pump Equip A	237	244	61	204	222	-	222	(22)	-9.0%
new	602-5633-135	Maint Pump Equip A	-	34	-	34	21	-	21	(13)	-38.2%
new	602-5633-160	Maint Pump Equip A	235	228	74	396	664	-	664	436	191.2%
new	602-5633-161	Maint Pump Equip A	14	18	1	9	11	-	11	(7)	-38.9%
new	602-5633-162	Maint Pump Equip A	-	19	-	-	20	-	20	1	5.3%
new	602-5633-163	Maint Pump Equip A	37	42	16	40	42	-	42	-	0.0%
new	602-5633-240	Maint Pump Equip A	5,110	5,000	-	5,000	5,000	-	5,000	-	0.0%
new	602-5633-355	Maint Pump Above f	779	2,000	1,988	2,000	2,000	-	2,000	-	0.0%
			\$ 310,090	\$ 328,651	\$ 112,342	\$ 319,593	\$ 342,397	\$ -	\$ 342,397	\$ 13,746	4.2%

City of Fitchburg
 Utility Fund #602 - Water
 2022 Operating Budget

Acct #	New Acct #	Account Name	2020	2021	06/2021	2021	2022	Revisions	2022	Budget	
			Actual	Adopted Budget	YTD Actual	Estimate	Budget Request	Thru Adoption	Adopted Budget	Budget Change	
600-5640-100	602-5640-110	Maint Sprvsn Trtmt I	994	740	1,254	549	911	-	911	171	23.1%
new	602-5640-131	Maint Sprvsn Trtmt I	75	57	95	42	70	-	70	13	22.8%
new	602-5640-132	Maint Sprvsn Trtmt I	67	50	85	37	60	-	60	10	20.0%
new	602-5640-135	Maint Sprvsn Trtmt I	-	6	-	6	9	-	9	3	50.0%
new	602-5640-160	Maint Sprvsn Trtmt I	79	72	152	72	103	-	103	31	43.1%
new	602-5640-161	Maint Sprvsn Trtmt I	3	3	1	3	4	-	4	1	33.3%
new	602-5640-162	Maint Sprvsn Trtmt I	-	4	-	-	5	-	5	1	25.0%
new	602-5640-163	Maint Sprvsn Trtmt I	4	4	22	4	6	-	6	2	50.0%
600-5641-100	602-5641-340	Chemicals	67,852	72,000	29,142	70,000	72,000	-	72,000	-	0.0%
600-5642-100	602-5642-110	H2O Test, Fill Pump	17,281	18,812	6,954	16,338	17,103	-	17,103	(1,709)	-9.1%
new	602-5642-115	H2O Test, Fill Pump	233	319	68	319	278	-	278	(41)	-12.9%
new	602-5642-131	H2O Test, Fill Pump	1,321	1,474	526	1,285	1,336	-	1,336	(138)	-9.4%
new	602-5642-132	H2O Test, Fill Pump	1,180	1,301	475	1,134	1,135	-	1,135	(166)	-12.8%
new	602-5642-135	H2O Test, Fill Pump	-	139	-	139	84	-	84	(55)	-39.6%
new	602-5642-160	H2O Test, Fill Pump	1,899	2,589	1,407	3,286	4,055	-	4,055	1,466	56.6%
new	602-5642-161	H2O Test, Fill Pump	61	81	8	42	47	-	47	(34)	-42.0%
new	602-5642-162	H2O Test, Fill Pump	-	105	-	-	101	-	101	(4)	-3.8%
new	602-5642-163	H2O Test, Fill Pump	236	287	147	273	263	-	263	(24)	-8.4%
new	602-5642-290	Water Testing	8,369	15,000	378	-	15,000	-	15,000	-	0.0%
600-5643-100	602-5643-340	Misc Expenses	-	1,000	-	1,000	6,000	-	6,000	5,000	500.0%
600-5651-100	602-5651-240	Maint Wtr Trtmt Stru	-	50	-	50	50	-	50	-	0.0%
new	602-5651-350	Maint Rep Supp-Wtr	1,885	50	139	50	50	-	50	-	0.0%
600-5652-100	602-5652-110	Maint Wtr Trtmt Plar	4,672	4,313	3,281	4,150	5,181	-	5,181	868	20.1%
new	602-5652-115	Maint Wtr Trtmt Plar	90	129	-	126	36	-	36	(93)	-72.1%
new	602-5652-131	Maint Wtr Trtmt Plar	358	342	245	329	399	-	399	57	16.7%
new	602-5652-132	Maint Wtr Trtmt Plar	321	302	221	291	339	-	339	37	12.3%
new	602-5652-135	Maint Wtr Trtmt Plar	-	28	-	28	3	-	3	(25)	-89.3%
new	602-5652-160	Maint Wtr Trtmt Plar	989	777	829	1,074	1,931	-	1,931	1,154	148.5%
new	602-5652-161	Maint Wtr Trtmt Plar	13	16	2	5	5	-	5	(11)	-68.8%
new	602-5652-162	Maint Wtr Trtmt Plar	-	27	-	-	32	-	32	5	18.5%
new	602-5652-163	Maint Wtr Trtmt Plar	61	70	50	67	73	-	73	3	4.3%
new	602-5652-240	Maint Wtr Trtmt Plar	-	500	-	500	500	-	500	-	0.0%
new	602-5652-350	Maint & Rep Supp-V	3,390	3,500	3,109	3,500	3,500	-	3,500	-	0.0%
new	602-5652-355	Maint Wtr Trtmt Equ	1,742	5,500	306	5,500	5,500	-	5,500	-	0.0%
			\$ 113,175	\$ 129,647	\$ 48,895	\$ 110,199	\$ 136,169	\$ -	\$ 136,169	\$ 6,522	5.0%
600-5660-100	602-5660-110	Oper Sprvsn & Eng	40	271	482	219	48	-	48	(223)	-82.3%
new	602-5660-131	Oper Sprvsn & Eng	3	21	36	17	4	-	4	(17)	-81.0%
new	602-5660-132	Oper Sprvsn & Eng	3	18	33	15	3	-	3	(15)	-83.3%
new	602-5660-135	Oper Sprvsn & Eng	-	2	-	2	-	-	-	(2)	-100.0%
new	602-5660-160	Oper Sprvsn & Eng	16	38	60	42	20	-	20	(18)	-47.4%
new	602-5660-161	Oper Sprvsn & Eng	0	1	-	1	-	-	-	(1)	-100.0%
new	602-5660-162	Oper Sprvsn & Eng	-	1	-	-	-	-	-	(1)	-100.0%
new	602-5660-163	Oper Sprvsn & Eng	0	2	10	2	-	-	-	(2)	-100.0%
600-5661-100	602-5661-110	Twr & Res, Insp & L	450	1,130	153	839	416	-	416	(714)	-63.2%
new	602-5661-131	Twr & Res, Insp & L	34	87	11	65	32	-	32	(55)	-63.2%
new	602-5661-132	Twr & Res, Insp & L	30	77	10	57	27	-	27	(50)	-64.9%
new	602-5661-135	Twr & Res Insp & Lc	-	9	-	9	4	-	4	(5)	-55.6%
new	602-5661-160	Twr & Res, Insp & L	29	110	16	110	47	-	47	(63)	-57.3%
new	602-5661-161	Twr & Res, Insp & L	1	5	1	4	2	-	2	(3)	-60.0%
new	602-5661-162	Twr & Res, Insp & L	-	6	-	-	2	-	2	(4)	-66.7%
new	602-5661-163	Twr & Res, Insp & L	2	7	1	6	3	-	3	(4)	-57.1%
600-5662-100	602-5662-110	Flushing - Mains & f	6,900	6,145	4,317	5,877	7,235	-	7,235	1,090	17.7%
new	602-5662-120	Flushing - Mains & f	-	59	-	58	59	-	59	-	0.0%
new	602-5662-131	Flushing - Mains & f	519	477	326	456	559	-	559	82	17.2%
new	602-5662-132	Flushing - Mains & f	464	417	291	399	471	-	471	54	12.9%
new	602-5662-135	Flushing - Mains & f	-	30	-	29	14	-	14	(16)	-53.3%
new	602-5662-160	Flushing - Mains & f	1,140	1,448	548	1,718	2,319	-	2,319	871	60.2%
new	602-5662-161	Flushing - Mains & f	24	19	2	8	11	-	11	(8)	-42.1%
new	602-5662-162	Flushing - Mains & f	-	37	-	-	44	-	44	7	18.9%
new	602-5662-163	Flushing - Mains & f	115	118	87	112	122	-	122	4	3.4%
new	602-5662-340	Mains - Flushing Ma	-	1,000	-	1,000	1,000	-	1,000	-	0.0%
600-5663-100	602-5663-110	Replace Meters Wa	5,324	7,401	2,617	7,263	5,604	-	5,604	(1,797)	-24.3%
new	602-5663-131	Replace Meters FIC	404	570	196	560	429	-	429	(141)	-24.7%
new	602-5663-132	Replace Meters WR	359	503	177	494	364	-	364	(139)	-27.6%
new	602-5663-135	Replace Meters Lon	-	55	-	55	3	-	3	(52)	-94.5%
new	602-5663-160	Replace Meters Hlth	420	1,065	611	1,674	1,901	-	1,901	836	78.5%
new	602-5663-161	Replace Meters Life	23	31	2	7	6	-	6	(25)	-80.6%
new	602-5663-162	Replace Meters Dis:	-	46	-	-	35	-	35	(11)	-23.9%
new	602-5663-163	Replace Meters Der	108	160	64	153	127	-	127	(33)	-20.6%
600-5664-100	602-5664-110	Customer Inquiries \	5,749	6,453	1,085	4,936	5,434	-	5,434	(1,019)	-15.8%
new	602-5664-115	Customer Inquiries (60	237	-	210	24	-	24	(213)	-89.9%
new	602-5664-131	Customer Inquiries f	436	516	80	398	421	-	421	(95)	-18.4%
new	602-5664-132	Customer Inquiries \	391	455	74	351	358	-	358	(97)	-21.3%
new	602-5664-135	Customer Inquiries l	-	51	-	51	46	-	46	(5)	-9.8%
new	602-5664-160	Customer Inquiries f	708	744	343	763	847	-	847	103	13.8%
new	602-5664-161	Customer Inquiries l	16	30	2	22	22	-	22	(8)	-26.7%
new	602-5664-162	Customer Inquiries l	-	32	-	-	31	-	31	(1)	-3.1%
new	602-5664-163	Customer Inquiries f	48	50	22	47	53	-	53	3	6.0%
600-5665-100	602-5665-110	Locates, GIS Wage:	53,528	54,195	22,065	53,931	60,615	-	60,615	6,420	11.8%
new	602-5665-115	Locates, GIS OT	1,398	355	73	355	609	-	609	254	71.5%
new	602-5665-131	Locates, GIS FICA	4,065	4,179	1,621	4,159	4,684	-	4,684	505	12.1%
new	602-5665-132	Locates, GIS WRS	3,699	3,687	1,494	3,670	3,980	-	3,980	293	7.9%
new	602-5665-135	Locates, GIS Longvi	-	78	-	78	7	-	7	(71)	-91.0%
new	602-5665-160	Locates, GIS Hlth	17,298	18,236	8,482	19,120	22,732	-	22,732	4,496	24.7%
new	602-5665-161	Locates, GIS Life	167	160	69	129	140	-	140	(20)	-12.5%
new	602-5665-162	Locates, GIS Disab	-	335	-	-	375	-	375	40	11.9%
new	602-5665-163	Locates, GIS Dental	1,210	1,359	574	1,299	1,435	-	1,435	76	5.6%
new	602-5665-323	Uniform & Protective	-	1,000	-	1,000	1,000	-	1,000	-	0.0%
new	602-5665-340	Maint Facility Exp (1	1,129	600	-	1,200	1,200	-	1,200	600	100.0%
600-5666-100	602-5666-922	Rents - Maint. Facili	10,000	10,000	5,000	10,000	10,000	-	10,000	-	0.0%
600-5667-100	602-5670-110	Maint Supervision &	319	349	627	260	294	-	294	(55)	-15.8%
new	602-5670-131	Maint Sprvsn & Eng	24	27	47	20	23	-	23	(4)	-14.8%
new	602-5670-132	Maint Sprvsn & Eng	21	24	42	18	19	-	19	(5)	-20.8%
new	602-5670-135	Maint Sprvsn & Eng	-	3	-	3	3	-	3	-	0.0%
new	602-5670-160	Maint Sprvsn & Eng	29	34	76	34	33	-	33	(1)	-2.9%
new	602-5670-161	Maint Sprvsn & Eng	1	2	0	1	1	-	1	(1)	-50.0%

City of Fitchburg
 Utility Fund #602 - Water
 2022 Operating Budget

Acct #	New Acct #	Account Name	2020	2021	06/2021	2021	2022	Revisions	2022	Budget Change	
			Actual	Adopted Budget	YTD Actual	Estimate	Budget Request	Thru Adoption	Adopted Budget		
new	602-5670-162	Maint Sprvsn & Eng	-	2	-	-	2	-	2	-	0.0%
new	602-5670-163	Maint Sprvsn & Eng	2	2	11	2	2	-	2	-	0.0%
600-5671-100	602-5671-110	Maint Struct & Imprv	8,219	3,827	1,555	3,741	9,264	-	9,264	5,437	142.1%
new	602-5671-115	Maint Struct & Imprv	60	289	-	288	276	-	276	(13)	-4.5%
new	602-5671-131	Maint Struct & Imprv	617	316	116	309	730	-	730	414	131.0%
new	602-5671-132	Maint Struct & Imprv	555	279	105	273	620	-	620	341	122.2%
new	602-5671-135	Maint Struct & Imprv	-	14	-	14	-	-	-	(14)	-100.0%
new	602-5671-160	Maint Struct & Imprv	2,531	1,091	465	1,251	3,699	-	3,699	2,608	239.0%
new	602-5671-161	Maint Struct & Imprv	13	11	1	4	9	-	9	(2)	-18.2%
new	602-5671-162	Maint Struct & Imprv	-	24	-	-	57	-	57	33	137.5%
new	602-5671-163	Maint Struct & Imprv	125	68	26	65	160	-	160	92	135.3%
new	602-5671-240	Struc & Imp-Rep by	17,889	1,000	-	1,000	1,000	-	1,000	-	0.0%
new	602-5671-350	Struct & Imprv-Repa	8	1,000	-	1,000	1,000	-	1,000	-	0.0%
600-5672-100	602-5672-110	Maint Twr & Resrv V	4,431	3,459	1,289	2,865	4,440	-	4,440	981	28.4%
new	602-5672-115	Maint Twr & Resrv C	156	237	-	210	217	-	217	(20)	-8.4%
new	602-5672-131	Maint Twr & Resrv F	345	285	97	238	358	-	358	73	25.6%
new	602-5672-132	Maint Twr & Resrv V	309	252	87	210	304	-	304	52	20.6%
new	602-5672-135	Maint Twr & Resrv L	-	32	-	32	20	-	20	(12)	-37.5%
new	602-5672-160	Maint Twr & Resrv F	650	244	211	393	1,131	-	1,131	887	363.5%
new	602-5672-161	Maint Twr & Resrv L	12	19	1	10	13	-	13	(6)	-31.6%
new	602-5672-162	Maint Twr & Resrv C	-	19	-	-	26	-	26	7	36.8%
new	602-5672-163	Maint Twr & Resrv C	51	40	19	38	62	-	62	22	55.0%
new	602-5672-240	Maint Twr & Resrv-F	314	4,500	1,041	4,500	4,500	-	4,500	-	0.0%
new	602-5672-350	Twr & Resrv Rep & :	483	1,200	73	1,000	1,200	-	1,200	-	0.0%
600-5673-100	602-5673-110	Maint of Mains Wag	15,080	17,815	3,006	15,139	15,772	-	15,772	(2,043)	-11.5%
new	602-5673-115	Maint of Mains OT	7,980	10,312	1,971	9,577	10,222	-	10,222	(90)	-0.9%
new	602-5673-120	Maint of Mains PT/S	-	23	-	23	23	-	23	-	0.0%
new	602-5673-131	Maint of Mains FICA	1,734	2,163	376	1,902	1,998	-	1,998	(165)	-7.6%
new	602-5673-132	Maint of Mains WRC	1,560	1,907	341	1,677	1,697	-	1,697	(210)	-11.0%
new	602-5673-135	Maint of Mains Long	-	126	-	126	107	-	107	(19)	-15.1%
new	602-5673-160	Maint of Mains Hlth	3,018	2,509	1,214	2,848	3,160	-	3,160	651	25.9%
new	602-5673-161	Maint of Mains Life	66	113	11	82	94	-	94	(19)	-16.8%
new	602-5673-162	Maint of Mains Disal	-	98	-	-	92	-	92	(6)	-6.1%
new	602-5673-163	Maint of Mains Dent	214	189	73	180	165	-	165	(24)	-12.7%
new	602-5673-240	Maint & Repair Mair	12,749	50,000	5,854	50,000	50,000	-	50,000	-	0.0%
new	602-5673-350	Maint & Repair Supr	22,812	15,000	5,947	15,000	20,000	-	20,000	5,000	33.3%
600-5675-100	602-5675-110	Maint of Services W	14,784	5,654	6,191	5,362	6,100	-	6,100	446	7.9%
new	602-5675-115	Maint of Services O	60	185	154	167	24	-	24	(161)	-87.0%
new	602-5675-131	Maint of Services FI	435	448	162	424	469	-	469	21	4.7%
new	602-5675-132	Maint of Services W	389	395	148	375	399	-	399	4	1.0%
new	602-5675-135	Maint of Services Lc	-	20	-	20	13	-	13	(7)	-35.0%
new	602-5675-160	Maint of Services HI	1,383	1,601	753	1,742	2,036	-	2,036	435	27.2%
new	602-5675-161	Maint of Services Lil	12	14	2	8	10	-	10	(4)	-28.6%
new	602-5675-162	Maint of Services Di	-	34	-	-	37	-	37	3	8.8%
new	602-5675-163	Maint of Services Dc	96	112	37	107	111	-	111	(1)	-0.9%
new	602-5675-240	Maint & Repair Svcs	8,658	20,000	4,531	10,000	20,000	-	20,000	-	0.0%
new	602-5675-340	Oper Matl & Supplie	-	2,000	3,301	3,500	3,000	-	3,000	1,000	50.0%
new	602-5675-350	Repair & Maint Supr	1,303	2,000	495	1,500	2,000	-	2,000	-	0.0%
600-5676-100	602-5676-110	Maint of Meters Wa	6,438	6,081	4,761	5,663	6,889	-	6,889	808	13.3%
new	602-5676-131	Maint of Meters FIC	484	467	352	435	528	-	528	61	13.1%
new	602-5676-132	Maint of Meters WR	435	412	322	384	449	-	449	37	9.0%
new	602-5676-135	Maint of Meters Lon	-	19	-	19	13	-	13	(6)	-31.6%
new	602-5676-160	Maint of Meters Hlth	1,206	1,803	1,757	1,913	2,290	-	2,290	487	27.0%
new	602-5676-161	Maint of Meters Life	18	14	4	8	11	-	11	(3)	-21.4%
new	602-5676-162	Maint of Meters Disc	-	36	-	-	42	-	42	6	16.7%
new	602-5676-163	Maint of Meters Den	88	96	82	91	103	-	103	7	7.3%
new	602-5676-240	Maint & Repair Mete	2,308	5,000	-	5,000	5,000	-	5,000	-	0.0%
new	602-5676-350	Repair & Maint Supr	2,940	10,000	3,193	10,000	10,000	-	10,000	-	0.0%
600-5677-100	602-5677-110	Maint of Hydrants W	7,543	6,071	5,277	5,455	7,900	-	7,900	1,829	30.1%
new	602-5677-115	Maint of Hydrants O	15	21	76	20	6	-	6	(15)	-71.4%
new	602-5677-120	Maint of Hydrants P	-	3,193	-	3,191	3,193	-	3,193	-	0.0%
new	602-5677-131	Maint of Hydrants FI	566	712	398	665	851	-	851	139	19.5%
new	602-5677-132	Maint of Hydrants W	509	413	361	371	515	-	515	102	24.7%
new	602-5677-135	Maint of Hydrants Lc	-	26	-	26	24	-	24	(2)	-7.7%
new	602-5677-160	Maint of Hydrants HI	1,646	1,530	1,587	1,644	2,441	-	2,441	911	59.5%
new	602-5677-161	Maint of Hydrants Li	17	17	5	10	16	-	16	(1)	-5.9%
new	602-5677-162	Maint of Hydrants D	-	35	-	-	47	-	47	12	34.3%
new	602-5677-163	Maint of Hydrants D	90	82	78	78	108	-	108	26	31.7%
new	602-5677-240	Maint of Hydrants-b	-	12,000	-	12,000	12,000	-	12,000	-	0.0%
new	602-5677-350	Repair & Maint Supr	5,779	5,000	2,364	5,000	5,500	-	5,500	500	10.0%
600-5678-100	602-5678-110	Maint of Misc Plant I	12,807	16,374	5,912	15,599	13,629	-	13,629	(2,745)	-16.8%
new	602-5678-115	Maint of Misc Plant I	-	27	-	27	-	-	-	(27)	-100.0%
new	602-5678-131	Maint of Misc Plant I	961	1,259	440	1,200	1,044	-	1,044	(215)	-17.1%
new	602-5678-132	Maint of Misc Plant I	863	1,111	400	1,059	887	-	887	(224)	-20.2%
new	602-5678-135	Maint of Misc Plant Lc	-	62	-	62	19	-	19	(43)	-69.4%
new	602-5678-160	Maint of Misc Plant I	2,707	4,491	1,733	4,994	4,664	-	4,664	173	3.9%
new	602-5678-161	Maint of Misc Plant I	31	41	5	19	19	-	19	(22)	-53.7%
new	602-5678-162	Maint of Misc Plant I	-	99	-	-	83	-	83	(16)	-16.2%
new	602-5678-163	Maint of Misc Plant I	247	315	145	300	310	-	310	(5)	-1.6%
new	602-5678-240	Maint of Misc Plant-I	3,085	4,000	-	4,000	84,000	-	84,000	80,000	2000.0%
new	602-5678-350	Maint & Rep Supp Iv	70	500	127	500	500	-	500	-	0.0%
new	602-5678-355	Maint of Misc Plant I	32	500	-	500	500	-	500	-	0.0%
			\$ 296,691	\$ 357,292	\$ 120,873	\$ 340,741	\$ 465,497	\$ -	\$ 465,497	\$ 108,205	30.3%

City of Fitchburg
 Utility Fund #602 - Water
 2022 Operating Budget

Acct #	New Acct #	Account Name	2020	2021	06/2021	2021	2022	Revisions	2022	Budget	
			Actual	Adopted Budget	YTD Actual	Estimate	Budget Request	Thru Adoption	Adopted Budget	Budget Change	
600-5901-100	602-5901-110	Oper Cust Supervsr	\$ 544	\$ 902	\$ -	\$ 670	\$ 502	\$ -	\$ 502	\$ (400)	-44.3%
new	602-5901-131	Oper Cust Supervsr	\$ 41	\$ 70	\$ -	\$ 52	\$ 39	\$ -	\$ 39	\$ (31)	-44.3%
new	602-5901-132	Oper Cust Supervsr	\$ 37	\$ 61	\$ -	\$ 46	\$ 33	\$ -	\$ 33	\$ (28)	-45.9%
new	602-5901-135	Oper Cust Supervsr	\$ -	\$ 7	\$ -	\$ 7	\$ 5	\$ -	\$ 5	\$ (2)	-28.6%
new	602-5901-160	Oper Cust Supervsr	\$ 68	\$ 88	\$ -	\$ 88	\$ 57	\$ -	\$ 57	\$ (31)	-35.2%
new	602-5901-161	Oper Cust Supervsr	\$ 2	\$ 4	\$ -	\$ 3	\$ 2	\$ -	\$ 2	\$ (2)	-50.0%
new	602-5901-162	Oper Cust Supervsr	\$ -	\$ 4	\$ -	\$ -	\$ 3	\$ -	\$ 3	\$ (1)	-25.0%
new	602-5901-163	Oper Cust Supervsr	\$ 4	\$ 5	\$ -	\$ 5	\$ 3	\$ -	\$ 3	\$ (2)	-40.0%
600-5902-100	602-5902-110	Meter Read Wages	\$ 1,636	\$ 1,441	\$ 133	\$ 1,280	\$ 1,586	\$ -	\$ 1,586	\$ 145	10.1%
new	602-5902-131	Meter Read FICA	\$ 124	\$ 111	\$ 10	\$ 99	\$ 122	\$ -	\$ 122	\$ 11	9.9%
new	602-5902-132	Meter Read WRS	\$ 110	\$ 98	\$ 9	\$ 87	\$ 104	\$ -	\$ 104	\$ 6	6.1%
new	602-5902-135	Meter Read Longvty	\$ -	\$ 15	\$ -	\$ 15	\$ 9	\$ -	\$ 9	\$ (6)	-40.0%
new	602-5902-160	Meter Read Hlth	\$ 83	\$ 61	\$ 8	\$ 171	\$ 338	\$ -	\$ 338	\$ 277	454.1%
new	602-5902-161	Meter Read Life	\$ 7	\$ 8	\$ 0	\$ 3	\$ 5	\$ -	\$ 5	\$ (3)	-37.5%
new	602-5902-162	Meter Read Disab	\$ -	\$ 8	\$ -	\$ -	\$ 9	\$ -	\$ 9	\$ 1	12.5%
new	602-5902-163	Meter Read Dental	\$ 18	\$ 22	\$ 2	\$ 21	\$ 22	\$ -	\$ 22	\$ -	0.0%
600-5903-100	602-5903-110	Cust Rec/Collection	\$ 66,461	\$ 46,449	\$ 22,680	\$ 42,907	\$ 46,357	\$ -	\$ 46,357	\$ (92)	-0.2%
new	602-5903-115	Cust Rec/Collection	\$ 108	\$ 192	\$ 36	\$ 96	\$ 100	\$ -	\$ 100	\$ (92)	-47.9%
new	602-5903-120	Cust Rec/Collection	\$ 274	\$ 1,680	\$ 164	\$ 1,680	\$ 1,680	\$ -	\$ 1,680	\$ -	0.0%
new	602-5903-131	Cust Rec/Collection	\$ 4,188	\$ 3,721	\$ 1,619	\$ 3,452	\$ 3,718	\$ -	\$ 3,718	\$ (3)	-0.1%
new	602-5903-132	Cust Rec/Collection	\$ 3,404	\$ 3,170	\$ 1,334	\$ 2,932	\$ 3,050	\$ -	\$ 3,050	\$ (120)	-3.8%
new	602-5903-135	Cust Rec/Collection	\$ 322	\$ 316	\$ 203	\$ 442	\$ 463	\$ -	\$ 463	\$ 147	46.5%
new	602-5903-160	Cust Rec/Collection	\$ 14,556	\$ 14,261	\$ 6,748	\$ 14,261	\$ 14,660	\$ -	\$ 14,660	\$ 399	2.8%
new	602-5903-161	Cust Rec/Collection	\$ 129	\$ 124	\$ 49	\$ 97	\$ 102	\$ -	\$ 102	\$ (22)	-17.7%
new	602-5903-162	Cust Rec/Collection	\$ -	\$ 254	\$ -	\$ -	\$ 250	\$ -	\$ 250	\$ (4)	-1.6%
new	602-5903-163	Cust Rec/Collection	\$ 979	\$ 978	\$ 488	\$ 932	\$ 978	\$ -	\$ 978	\$ -	0.0%
600-5905-100	602-5905-310	Office Supp/Postage	\$ 6,169	\$ 6,500	\$ 2,639	\$ 6,500	\$ 6,500	\$ -	\$ 6,500	\$ -	0.0%
600-5906-100	602-5906-310	Cust Svc:Info Off Su	\$ -	\$ 500	\$ -	\$ 500	\$ 500	\$ -	\$ 500	\$ -	0.0%
			\$ 99,261	\$ 81,050	\$ 36,123	\$ 76,346	\$ 81,197	\$ -	\$ 81,197	\$ 147	0.2%
600-5920-100	602-5920-110	Admin & Gen Salarie	\$ 105,593	\$ 105,056	\$ 45,713	\$ 104,869	\$ 109,967	\$ 18,732	\$ 128,699	\$ 23,643	22.5%
new	602-5920-115	Admin & Gen Salarie	\$ 824	\$ -	\$ 436	\$ -	\$ -	\$ -	\$ -	\$ -	100.0%
new	602-5920-120	Admin & Gen Salarie	\$ 3,258	\$ 12,100	\$ 1,449	\$ 11,898	\$ 12,100	\$ -	\$ 12,100	\$ -	0.0%
600-5920-131	602-5920-131	Admin & Gen Salarie	\$ 7,707	\$ 9,000	\$ 3,346	\$ 8,970	\$ 9,378	\$ 1,433	\$ 10,811	\$ 1,811	20.1%
new	602-5920-132	Admin & Gen Salarie	\$ 6,616	\$ 6,655	\$ 2,931	\$ 6,643	\$ 6,708	\$ 1,218	\$ 7,926	\$ 1,271	19.1%
new	602-5920-135	Admin & Gen Longv	\$ 576	\$ 493	\$ -	\$ 493	\$ 516	\$ -	\$ 516	\$ 23	4.7%
new	602-5920-140	BPW per diem	\$ 988	\$ 400	\$ -	\$ -	\$ -	\$ -	\$ -	\$ (400)	-100.0%
new	602-5920-160	Admin & Gen Salarie	\$ 16,702	\$ 16,944	\$ 10,604	\$ 22,380	\$ 22,985	\$ 3,292	\$ 26,277	\$ 9,333	55.1%
new	602-5920-161	Admin & Gen Salarie	\$ 136	\$ 160	\$ 73	\$ 159	\$ 200	\$ 27	\$ 227	\$ 67	41.9%
new	602-5920-162	Admin & Gen Salarie	\$ -	\$ 501	\$ -	\$ -	\$ 514	\$ 66	\$ 580	\$ 79	15.8%
new	602-5920-163	Admin & Gen Salarie	\$ 1,075	\$ 1,130	\$ 692	\$ 1,459	\$ 1,532	\$ 220	\$ 1,752	\$ 622	55.0%
600-5137-185	602-5920-185	FSA Admin Fees	\$ -	\$ 100	\$ -	\$ 100	\$ 100	\$ -	\$ 100	\$ -	0.0%
600-5921-100	602-5921-245	Computer Related E	\$ 5,994	\$ 79,250	\$ 36,159	\$ 79,250	\$ 75,250	\$ -	\$ 75,250	\$ (4,000)	-5.0%
600-5921-101	602-5921-310	Office Supplies & E	\$ 829	\$ 5,000	\$ 842	\$ 5,000	\$ 5,000	\$ 17	\$ 5,017	\$ 17	0.3%
new	602-5921-570	IT OPERATING ISF	\$ 34,931	\$ 32,455	\$ 16,977	\$ 33,205	\$ 36,956	\$ 5,608	\$ 42,564	\$ 10,109	31.1%
new	602-5921-573	IT CAPITAL ISF ALL	\$ 2,770	\$ 2,780	\$ 1,390	\$ 2,780	\$ 2,795	\$ -	\$ 2,795	\$ 15	0.5%
600-5923-100	602-5923-210	Professional Service	\$ 5,490	\$ 25,000	\$ 5,523	\$ 25,000	\$ 90,000	\$ -	\$ 90,000	\$ 65,000	260.0%
new	602-5923-213	Permits & Fees	\$ -	\$ -	\$ 45	\$ -	\$ -	\$ -	\$ -	\$ -	100.0%
new	602-5923-290	Outside Services Er	\$ 359	\$ 3,000	\$ 430	\$ 1,000	\$ 2,550	\$ 370	\$ 2,920	\$ (80)	-2.7%
new	602-5924-572	INSURANCE ISF AL	\$ 6,905	\$ 9,415	\$ 4,707	\$ 9,415	\$ 9,835	\$ -	\$ 9,835	\$ 420	4.5%
new	602-5925-572	INSURANCE ISF AL	\$ 22,805	\$ 27,960	\$ 13,980	\$ 27,960	\$ 29,610	\$ 588	\$ 30,198	\$ 2,388	8.0%
new	602-5926-110	Paid Time Off	\$ 42,817	\$ 50,979	\$ 33,012	\$ 48,285	\$ 49,617	\$ -	\$ 49,617	\$ (1,362)	-2.7%
new	602-5926-131	PTO FICA/Med	\$ 3,399	\$ 3,922	\$ 2,590	\$ 3,717	\$ 3,811	\$ -	\$ 3,811	\$ (111)	-2.8%
new	602-5926-132	PTO WRS	\$ 3,037	\$ 3,460	\$ 1,004	\$ 3,279	\$ 3,238	\$ -	\$ 3,238	\$ (222)	-6.4%
600-5926-133	602-5926-133	EOY GASB 68 PEN	\$ 1,189	\$ -	\$ -	\$ -	\$ -	\$ -	\$ -	\$ -	100.0%
new	602-5926-135	Benefits Longvty	\$ 1,260	\$ 284	\$ -	\$ 300	\$ 193	\$ -	\$ 193	\$ (91)	-32.0%
new	602-5926-160	Health Insurance	\$ 7,788	\$ 11,026	\$ 3,814	\$ 12,939	\$ 14,416	\$ -	\$ 14,416	\$ 3,390	30.7%
new	602-5926-161	Life Insurance	\$ 120	\$ 154	\$ 38	\$ 80	\$ 101	\$ -	\$ 101	\$ (53)	-34.4%
new	602-5926-162	Disability Insurance	\$ -	\$ 288	\$ -	\$ -	\$ 280	\$ -	\$ 280	\$ (8)	-2.8%
new	602-5926-163	Dental Insurance	\$ 702	\$ 889	\$ 319	\$ 866	\$ 898	\$ -	\$ 898	\$ 9	1.0%
new	602-5926-323	Uniforms	\$ 2,074	\$ 2,100	\$ 1,251	\$ 2,100	\$ 2,500	\$ 116	\$ 2,616	\$ 516	24.6%
600-5928-100	602-5928-210	Reg Comm Exp	\$ 208	\$ -	\$ 128	\$ 130	\$ -	\$ -	\$ -	\$ -	100.0%
600-5930-100	602-5930-110	Misc Gen Wages	\$ 12,312	\$ 17,237	\$ 375	\$ 16,741	\$ 16,388	\$ -	\$ 16,388	\$ (849)	-4.9%
new	602-5930-115	Misc Gen OT	\$ 82	\$ 209	\$ -	\$ 198	\$ 182	\$ -	\$ 182	\$ (27)	-12.9%
new	602-5930-131	Misc Gen FICA	\$ 925	\$ 1,342	\$ 21	\$ 1,303	\$ 1,274	\$ -	\$ 1,274	\$ (68)	-5.1%
new	602-5930-132	Misc Gen WRS	\$ 835	\$ 1,184	\$ 26	\$ 1,150	\$ 1,082	\$ -	\$ 1,082	\$ (102)	-8.6%
new	602-5930-135	Misc Gen Longvty	\$ -	\$ 92	\$ -	\$ 92	\$ 83	\$ -	\$ 83	\$ (9)	-9.8%
new	602-5930-160	Misc Gen Hlth	\$ 3,256	\$ 4,970	\$ 1,129	\$ 5,061	\$ 5,033	\$ -	\$ 5,033	\$ 63	1.3%
new	602-5930-161	Misc Gen Life	\$ 19	\$ 33	\$ 2	\$ 28	\$ 27	\$ -	\$ 27	\$ (6)	-18.2%
new	602-5930-162	Misc Gen Disab	\$ -	\$ 96	\$ -	\$ -	\$ 91	\$ -	\$ 91	\$ (5)	-5.2%
new	602-5930-163	Misc Gen Dental	\$ 206	\$ 319	\$ 57	\$ 304	\$ 310	\$ -	\$ 310	\$ (9)	-2.8%
new	602-5930-250	Misc Gen Public Not	\$ -	\$ 500	\$ 7	\$ 500	\$ 500	\$ -	\$ 500	\$ -	0.0%
new	602-5930-320	Publications Dues S	\$ 2,489	\$ 2,500	\$ 1,337	\$ 2,500	\$ 2,625	\$ 17	\$ 2,642	\$ 142	5.7%
new	602-5930-325	Training & Staff Dev	\$ 1,036	\$ 6,600	\$ 1,044	\$ 5,500	\$ 6,600	\$ 165	\$ 6,765	\$ 165	2.5%
new	602-5930-330	Vehicle Use Reimb	\$ -	\$ 500	\$ -	\$ 500	\$ 500	\$ -	\$ 500	\$ -	0.0%
new	602-5930-365	Utilities	\$ 829	\$ 900	\$ 207	\$ 995	\$ 1,160	\$ -	\$ 1,160	\$ 260	28.9%
new	602-5930-389	Admin Fees	\$ 52,400	\$ 56,800	\$ 28,400	\$ 56,800	\$ 59,100	\$ -	\$ 59,100	\$ 2,300	4.0%
new	602-5930-350	Misc Gen Rep & Ma	\$ 5,234	\$ 9,000	\$ 3,652	\$ 9,000	\$ 9,000	\$ -	\$ 9,000	\$ -	0.0%
600-5931-100	602-5931-922	Rents (Office City H	\$ 11,667	\$ 11,700	\$ 5,850	\$ 11,700	\$ 11,700	\$ -	\$ 11,700	\$ -	0.0%
new	602-5932-110	Gen Plant Maint Wa	\$ 12,901	\$ 10,178	\$ 3,318	\$ 9,590	\$ 14,384	\$ -	\$ 14,384	\$ 4,206	41.3%
new	602-5932-115	Gen Plant Maint OT	\$ 60	\$ -	\$ -	\$ -	\$ 24	\$ -	\$ 24	\$ 24	100.0%
new	602-5932-131	Gen Plant Maint FIC	\$ 968	\$ 782	\$ 246	\$ 737	\$ 1,104	\$ -	\$ 1,104	\$ 322	41.2%
new	602-5932-132	Gen Plant Maint WF	\$ 872	\$ 690	\$ 225	\$ 650	\$ 938	\$ -	\$ 938	\$ 248	35.9%
new	602-5932-135	Gen Plant Maint Lor	\$ -	\$ 41	\$ -	\$ 41	\$ 21	\$ -	\$ 21	\$ (20)	-48.8%
new	602-5932-160	Gen Plant Maint Hlth	\$ 3,694	\$ 2,691	\$ 1,124	\$ 2,927	\$ 5,100	\$ -	\$ 5,100	\$ 2,409	89.5%
new	602-5932-161	Gen Plant Maint Life	\$ 21	\$ 24	\$ 2	\$ 13	\$ 15	\$ -	\$ 15	\$ (9)	-37.5%
new	602-5932-162	Gen Plant Maint Dis	\$ -	\$ 61	\$ -	\$ -	\$ 89	\$ -	\$ 89	\$ 28	45.9%
new	602-5932-163	Gen Plant Maint Der	\$ 161	\$ 157	\$ 55	\$ 149	\$ 198	\$ -	\$ 198	\$ 41	26.1%
600-5932-100	602-5932-335	Maint of Gen Plant	\$ 10,655	\$ 8,000	\$ 3,555	\$ 8,000	\$ 9,000	\$ -	\$ 9,000	\$ 1,000	12.5%
			\$ 406,772	\$ 547,107	\$ 238,086	\$ 546,756	\$ 637,578	\$ 31,869	\$ 669,447	\$ 122,340	22.4%
			\$ 2,800,281	\$ 2,998,857	\$ 591,761	\$ 3,040,203	\$ 3,309,927	\$ 31,869	\$ 3,341,796	\$ 342,939	11.4%
			\$ 3,409,422	\$ 539,223	\$ 1,200,455	\$ 761,267					

City of Fitchburg
 Utility Fund #602 - Water
 2022 Operating Budget

Acct #	New Acct #	Account Name	2020 Actual	2021 Adopted Budget	06/2021 YTD Actual	2021 Estimate	2022 Budget Request	Revisions Thru Adoption	2022 Adopted Budget	Budget Change
Acct #				2021 Adopted Budget	As of 6/30/2021	2021 Estimate	2022 Budget Request	Revisions Thru Adoption	2022 Adopted Budget	
602-5743-319	#3319	Resurfacing		\$ 25,000	\$ -	\$ 25,000	\$ 50,000	\$ -	\$ 50,000	
602-5743-368	#3368	Syene McCoy to Lacy		\$ 160,000	\$ 5	\$ 160,000	\$ -	\$ -	\$ -	
602-5743-481	#3481	McKee Rd		\$ -	\$ -	\$ 62,190	\$ -	\$ -	\$ -	
602-10747	#3488	Fish Hatchery Rd Resurface		\$ -	\$ 5,090	\$ 5,090	\$ -	\$ -	\$ -	
602-5743-494	#3494	Lacy Rd (Fitchrona-Seminole)		\$ 162,000	\$ -	\$ 384,800	\$ -	\$ -	\$ -	
602-5744-518	#4518	Well 12 & Pumphouse		\$ -	\$ 50,393	\$ 60,000	\$ -	\$ -	\$ -	
602-5744-524	#4524	Greenfield WM		\$ 1,170,000	\$ 92	\$ 1,170,000	\$ -	\$ -	\$ -	
602-5744-532	#4532	Water Tower D		\$ 2,350,000	\$ -	\$ 50,000	\$ -	\$ -	\$ -	
602-5744-625	#4625	Water Tower F		\$ 230,000	\$ -	\$ 200,000	\$ -	\$ -	\$ -	
602-10727	#4630	Verona Rd Relocates		\$ 708,530	\$ 6,110	\$ 30,000	\$ -	\$ -	\$ -	
602-10744	#4631	NE WM Loop		\$ 2,300,000	\$ 1,806,770	\$ 2,132,500	\$ -	\$ -	\$ -	
602-5744-632	#4632	WM Oversizing		\$ 84,872	\$ -	\$ 60,000	\$ 87,418	\$ -	\$ 87,418	
602-5744-633	#4633	Well Maintenance		\$ -	\$ -	\$ -	\$ 240,000	\$ -	\$ 240,000	
602-5744-801	#4801	McKee Water Main Replace		\$ 700,000	\$ -	\$ 15,000	\$ -	\$ -	\$ -	
602-5744-803	#4803	Tower Hill WM Replacement		\$ -	\$ -	\$ -	\$ 90,000	\$ -	\$ 90,000	
602-5744-804	#4804	Belmar WM Replacement		\$ -	\$ -	\$ -	\$ 20,000	\$ -	\$ 20,000	
				\$ 7,890,402	\$ 1,868,460	\$ 4,354,580	\$ 487,418	\$ -	\$ 487,418	
TBD	#2014	GIS		\$ -	\$ -	\$ -	\$ 1,500	\$ -	\$ 1,500	
602-5742-016	#2016	GPS		\$ -	\$ -	\$ -	\$ 7,500	\$ -	\$ 7,500	
TBD	#3101	PW Equipment		\$ 45,000	\$ -	\$ 45,000	\$ 14,750	\$ -	\$ 14,750	
				\$ 45,000	\$ -	\$ 45,000	\$ 23,750	\$ -	\$ 23,750	
				\$ 7,935,402	\$ 1,868,460	\$ 4,399,580	\$ 511,168	\$ -	\$ 511,168	

City of Fitchburg
 Utility Fund #603 - Sewer
 2022 Operating Budget

Acct #	New Acct #	Account Name	2020 Actual	2021 Adopted Budget	06/2021 YTD Actual	2021 Estimate	2022 Budget Request	Revisions Thru Adoption	2022 Adopted Budget	Budget Change
	603-4419-000	Interest Income	\$ 6,483	\$ 20,000	\$ 761	\$ 10,000	\$ 10,000	\$ -	\$ 10,000	\$ (10,000) -50.0%
600-4421-200	603-4421-000	CIAC-Sewer	\$ 919,250	\$ 350,000	\$ 45,579	\$ 350,000	\$ 350,000	\$ -	\$ 350,000	\$ - 0.0%
600-4421-202	603-4421-001	CIAC - From City-Sewer	\$ 633,340	\$ -	\$ -	\$ -	\$ -	\$ -	\$ -	\$ - 100.0%
600-4621-201	603-4621-001	Unmetered - Residential	\$ 9,914	\$ 11,500	\$ 4,945	\$ 10,000	\$ 10,500	\$ -	\$ 10,500	\$ (1,000) -8.7%
600-4621-202	603-4621-002	Unmetered - Commercial	\$ 733	\$ 850	\$ 371	\$ 740	\$ 780	\$ -	\$ 780	\$ (70) -8.2%
600-4621-203	603-4621-003	Unmetered - Industrial	\$ 62	\$ 240	\$ -	\$ -	\$ -	\$ -	\$ -	\$ (240) -100.0%
600-4621-204	603-4621-004	Public Unmetered Revenue	\$ -	\$ 240	\$ -	\$ -	\$ -	\$ -	\$ -	\$ (240) -100.0%
New	603-4621-005	Unmetered - Lift Sta Zone	\$ 1,011	\$ 3,500	\$ 1,217	\$ 1,100	\$ 2,800	\$ -	\$ 2,800	\$ (700) -20.0%
600-4622-200	603-4622-000	Metered - Residential	\$ 1,643,106	\$ 1,460,000	\$ 819,239	\$ 1,700,000	\$ 1,785,000	\$ -	\$ 1,785,000	\$ 325,000 22.3%
600-4622-201	603-4622-001	Metered - Commercial	\$ 321,933	\$ 310,000	\$ 173,771	\$ 348,000	\$ 365,400	\$ -	\$ 365,400	\$ 55,400 17.9%
600-4622-202	603-4622-002	Metered - Industrial	\$ 238,690	\$ 330,000	\$ 75,805	\$ 260,000	\$ 273,000	\$ -	\$ 273,000	\$ (57,000) -17.3%
600-4622-203	603-4622-003	Metered - Public Authority	\$ 14,656	\$ 13,000	\$ 7,240	\$ 16,000	\$ 16,800	\$ -	\$ 16,800	\$ 3,800 29.2%
600-4622-204	603-4622-004	Metered - MF Residential	\$ 859,958	\$ 725,000	\$ 413,260	\$ 930,000	\$ 976,500	\$ -	\$ 976,500	\$ 251,500 34.7%
New	603-4622-005	Metered - Res Lift Sta #1	\$ -	\$ 500	\$ -	\$ -	\$ -	\$ -	\$ -	\$ (500) -100.0%
			\$ 4,649,136	\$ 3,224,830	\$ 1,542,189	\$ 3,625,840	\$ 3,790,780	\$ -	\$ 3,790,780	\$ 565,950 17.5%
600-4636-200	603-4475-000	P-Card Rebate	\$ 294	\$ 500	\$ -	\$ 300	\$ 300	\$ -	\$ 300	\$ (200) -40.0%
600-4631-200	603-4631-000	Forfeited Discounts	\$ 3,039	\$ 4,500	\$ 1,367	\$ 4,500	\$ 5,000	\$ -	\$ 5,000	\$ 500 11.1%
600-4635-200	603-4635-000	Misc. Operating Revenue	\$ 2,701	\$ 2,500	\$ 1,185	\$ 2,100	\$ 2,500	\$ -	\$ 2,500	\$ - 0.0%
600-4631-201	603-4631-100	Reimb from Projects/Developers	\$ 19,443	\$ -	\$ 5,265	\$ 3,711	\$ -	\$ -	\$ -	\$ - 100.0%
600-4890-200	603-4890-600	SALE OF FA- Sewer	\$ -	\$ -	\$ 3,037	\$ 3,037	\$ -	\$ -	\$ -	\$ - 100.0%
			\$ 25,477	\$ 7,500	\$ 10,853	\$ 13,648	\$ 7,800	\$ -	\$ 7,800	\$ 300 4.0%
			\$ 4,674,613	\$ 3,232,330	\$ 1,553,042	\$ 3,639,488	\$ 3,798,580	\$ -	\$ 3,798,580	\$ 566,250 17.5%

Acct #	2020 Actual	2021 Adopted Budget	06/2021 YTD Actual	2021 Estimate	2022 Budget Request	Revisions Thru Adoption	2022 Adopted Budget	Budget Change
600-5403-200	603-5403-530	Depreciation Expense	\$ 364,111	\$ 300,000	\$ -	\$ 350,000	\$ 350,000	\$ 50,000 16.7%
			\$ 364,111	\$ 300,000	\$ -	\$ 350,000	\$ 350,000	\$ 50,000 16.7%
600-5827-200	603-5827-340	Other Oper Supp & Exp (MMSD)	\$ 2,163,322	\$ 2,020,000	\$ 569,389	\$ 2,200,000	\$ 2,500,000	\$ 480,000 23.8%
New	603-5828-110	Transportation Exp Wages	\$ 692	\$ 547	\$ 410	\$ 547	\$ 725	\$ 725 178 32.5%
New	603-5828-131	Transportation Exp FICA	\$ 52	\$ 42	\$ 31	\$ 42	\$ 56	\$ 56 14 33.3%
New	603-5828-132	Transportation Exp WRS	\$ 47	\$ 37	\$ 28	\$ 37	\$ 47	\$ 47 10 27.0%
New	603-5828-135	Transportation Exp Longvty	\$ -	\$ 5	\$ -	\$ 5	\$ 5	\$ 5 - 0.0%
New	603-5828-160	Transportation Exp Hlth	\$ 114	\$ 50	\$ 43	\$ 69	\$ 116	\$ 116 66 132.0%
New	603-5828-161	Transportation Exp Life	\$ 1	\$ 1	\$ 0	\$ 1	\$ 1	\$ 1 - 0.0%
New	603-5828-162	Transportation Exp Disability	\$ -	\$ 3	\$ -	\$ -	\$ 4	\$ 4 1 33.3%
New	603-5828-163	Transportation Exp Dental	\$ 7	\$ 6	\$ 4	\$ 6	\$ 7	\$ 7 1 16.7%
600-5828-200	603-5828-335	Transportation Exp	\$ 5,601	\$ 6,000	\$ 3,622	\$ 6,000	\$ 6,000	\$ 6,000 - 0.0%
600-5830-200	603-5830-355	Meter Exp (Jt Metering)	\$ 94,092	\$ 94,000	\$ -	\$ 95,000	\$ 96,000	\$ 96,000 2,000 2.1%
New	603-5834-110	Gen Plant Wages	\$ 805	\$ 1,020	\$ -	\$ 1,020	\$ 861	\$ 861 (159) -15.6%
New	603-5834-131	Gen Plant FICA	\$ 61	\$ 79	\$ -	\$ 79	\$ 66	\$ 66 (13) -16.5%
New	603-5834-132	Gen Plant WRS	\$ 54	\$ 69	\$ -	\$ 69	\$ 56	\$ 56 (13) -18.8%
New	603-5834-135	Gen Plant Longvty	\$ -	\$ 9	\$ -	\$ 9	\$ -	\$ - (9) -100.0%
New	603-5834-160	Gen Plant Hlth	\$ 75	\$ 93	\$ -	\$ 200	\$ 307	\$ 307 214 230.1%
New	603-5834-161	General Plant Life	\$ 3	\$ 5	\$ -	\$ 1	\$ 1	\$ 1 (4) -80.0%
New	603-5834-162	Gen Plant Disability	\$ -	\$ 6	\$ -	\$ -	\$ 5	\$ 5 (1) -16.7%
New	603-5834-163	Gen Plant Dental	\$ 18	\$ 24	\$ -	\$ 23	\$ 21	\$ 21 (3) -12.5%
600-5834-200	603-5834-350	Maint & Repair Supp Gen Plant	\$ 1,260	\$ 2,000	\$ 138	\$ 2,000	\$ 2,000	\$ 2,000 - 0.0%
			\$ 2,266,204	\$ 2,123,996	\$ 573,667	\$ 2,305,108	\$ 2,606,278	\$ 2,606,278 482,282 22.7%

New	603-5831-110	Collection System Wages	\$ 18,200	\$ 23,462	\$ 4,212	\$ 20,465	\$ 18,427	\$ 18,427 (5,035) -21.5%
New	603-5831-115	Collection System OT	\$ 302	\$ 396	\$ -	\$ 351	\$ 386	\$ 386 (10) -2.5%
New	603-5831-131	Collection System FICA	\$ 1,385	\$ 1,834	\$ 313	\$ 1,601	\$ 1,446	\$ 1,446 (388) -21.2%
New	603-5831-132	Collection System WRS	\$ 1,248	\$ 1,618	\$ 286	\$ 1,413	\$ 1,229	\$ 1,229 (389) -24.0%
New	603-5831-135	Collection System Longvty	\$ -	\$ 118	\$ -	\$ 118	\$ 92	\$ 92 (26) -22.0%
New	603-5831-160	Collection System Hlth	\$ 3,771	\$ 5,274	\$ 1,287	\$ 5,617	\$ 4,753	\$ 4,753 (521) -9.9%
New	603-5831-161	Collection System Life	\$ 45	\$ 75	\$ 6	\$ 49	\$ 53	\$ 53 (22) -29.3%
New	603-5831-162	Collection System Disab	\$ -	\$ 132	\$ -	\$ -	\$ 109	\$ 109 (23) -17.4%
New	603-5831-163	Collection System Dental	\$ 207	\$ 309	\$ 63	\$ 295	\$ 240	\$ 240 (69) -22.3%
600-5831-200	603-5831-210	Maint of Coll System-by others	\$ 5,920	\$ 40,000	\$ -	\$ 40,000	\$ 40,000	\$ 40,000 - 0.0%
New	603-5831-350	Coll Syst-Maint,Repair,Supp	\$ 7,581	\$ 17,500	\$ -	\$ 17,500	\$ 17,500	\$ 17,500 - 0.0%
New	603-5835-110	Lift Station #1 Wages	\$ -	\$ -	\$ 359	\$ -	\$ -	\$ - 100.0%
New	603-5835-320	Lift Station #1 Permits	\$ -	\$ 26,500	\$ -	\$ 26,500	\$ 26,500	\$ 26,500 - 0.0%
New	603-5835-325	Lift Station #1 Staff Training & Dev	\$ -	\$ 1,500	\$ -	\$ 1,500	\$ 2,500	\$ 2,500 1,000 66.7%
New	603-5835-350	Lift Station #1 Repair/Maint Supplie	\$ 1,301	\$ -	\$ -	\$ 1,500	\$ 1,500	\$ 1,500 1,500 100.0%
New	603-5835-355	Lift Station #1 Equipment Exp	\$ -	\$ 2,000	\$ -	\$ 2,000	\$ 2,000	\$ 2,000 - 0.0%
New	603-5835-365	Lift Station #1 Utilities	\$ 7,779	\$ 40,000	\$ 4,849	\$ 11,000	\$ 40,000	\$ 40,000 - 0.0%
			\$ 47,740	\$ 160,718	\$ 11,374	\$ 129,909	\$ 156,735	\$ 156,735 (3,983) -2.5%

600-5840-200	603-5903-110	Accting & Coll Wages	\$ 65,074	\$ 46,440	\$ 23,772	\$ 42,898	\$ 46,348	\$ 46,348 (92) -0.2%
New	603-5903-115	Accting & Coll OT	\$ 108	\$ 192	\$ -	\$ 96	\$ 100	\$ 100 (92) -47.9%
New	603-5903-120	Accting & Coll PT/Seas	\$ 274	\$ 1,680	\$ 164	\$ 1,680	\$ 1,680	\$ 1,680 - 0.0%
New	603-5903-131	Accting & Coll FICA	\$ 4,083	\$ 3,720	\$ 1,701	\$ 3,451	\$ 3,717	\$ 3,717 (3) -0.1%
New	603-5903-132	Accting & Coll WRS	\$ 3,323	\$ 3,169	\$ 1,412	\$ 2,932	\$ 3,049	\$ 3,049 (120) -3.8%
New	603-5903-135	Accting & Coll Longvty	\$ 321	\$ 316	\$ 202	\$ 442	\$ 463	\$ 463 147 46.5%
New	603-5903-160	Accting & Coll Hlth	\$ 14,555	\$ 14,259	\$ 6,733	\$ 14,259	\$ 14,658	\$ 14,658 399 2.8%
New	603-5903-161	Accting & Coll Life	\$ 129	\$ 124	\$ 49	\$ 97	\$ 102	\$ 102 (7) -17.7%
New	603-5903-162	Accting & Coll Disab	\$ -	\$ 254	\$ -	\$ -	\$ 250	\$ 250 (4) -1.6%
New	603-5903-163	Accting & Coll Dental	\$ 980	\$ 978	\$ 487	\$ 931	\$ 978	\$ 978 - 0.0%
600-5840-201	603-5903-290	PSN Fees	\$ 20,358	\$ 21,000	\$ 11,226	\$ 24,000	\$ 24,000	\$ 24,000 3,000 14.3%
New	603-5903-310	Acctg & Coll-Off Supp/Postage	\$ 5,932	\$ 6,000	\$ 2,638	\$ 6,000	\$ 6,000	\$ 6,000 - 0.0%
600-5842-200	603-5902-110	Meter Reading Wages	\$ 83	\$ 59	\$ -	\$ 59	\$ 84	\$ 84 25 42.4%
New	603-5902-131	Meter Reading FICA	\$ 6	\$ 5	\$ -	\$ 5	\$ 6	\$ 6 1 20.0%
New	603-5902-132	Meter Reading WRS	\$ 6	\$ 4	\$ -	\$ 4	\$ 5	\$ 5 1 25.0%
New	603-5902-135	Meter Reading Longvty	\$ -	\$ 1	\$ -	\$ 1	\$ -	\$ - (1) -100.0%
New	603-5902-160	Meter Reading Hlth	\$ -	\$ -	\$ -	\$ 8	\$ 28	\$ 28 28 100.0%
New	603-5902-161	Meter Reading Life	\$ 0	\$ -	\$ -	\$ -	\$ -	\$ - 100.0%
New	603-5902-162	Meter Reading Disab	\$ -	\$ -	\$ -	\$ -	\$ 1	\$ 1 100.0%
New	603-5902-163	Meter Reading Dental	\$ 1	\$ 1	\$ -	\$ 1	\$ 2	\$ 2 1 100.0%
			\$ 115,233	\$ 98,202	\$ 48,385	\$ 96,864	\$ 101,471	\$ 101,471 3,269 3.3%

City of Fitchburg
 Utility Fund #603 - Sewer
 2022 Operating Budget

Acct #	New Acct #	Account Name	2020 Actual	2021 Adopted Budget	06/2021 YTD Actual	2021 Estimate	2022 Budget Request	Revisions Thru Adoption	2022 Adopted Budget	Budget Change
600-5850-200	603-5920-110	Admin & Gen Wages	\$ 81,743	\$ 86,244	\$ 33,153	\$ 86,421	\$ 90,821	\$ 18,732	\$ 109,553	\$ 23,309 27.0%
600-5850-201	603-5920-115	Admin & Gen OT	\$ 827	\$ -	\$ 437	\$ -	\$ -	\$ -	\$ -	\$ - 100.0%
new	603-5920-120	Admin & Gen PT/Seas	\$ 3,258	\$ -	\$ 1,449	\$ -	\$ -	\$ -	\$ -	\$ - 100.0%
600-5850-131	603-5920-131	Admin & Gen FICA	\$ 5,818	\$ 6,621	\$ 2,633	\$ 6,635	\$ 6,973	\$ 1,433	\$ 8,406	\$ 1,785 27.0%
new	603-5920-132	Admin & Gen WRS	\$ 4,960	\$ 5,387	\$ 2,285	\$ 5,399	\$ 5,465	\$ 1,218	\$ 6,683	\$ 1,296 24.1%
new	603-5920-135	Admin & Gen Longvty	\$ 324	\$ 311	\$ -	\$ 311	\$ 326	\$ -	\$ 326	\$ 15 4.8%
new	603-5920-160	Admin & Gen Hlth	\$ 12,311	\$ 13,182	\$ 8,243	\$ 18,618	\$ 19,138	\$ 3,292	\$ 22,430	\$ 9,248 70.2%
new	603-5920-161	Admin & Gen Life	\$ 105	\$ 133	\$ 54	\$ 132	\$ 172	\$ 27	\$ 199	\$ 66 49.6%
new	603-5920-162	Admin & Gen Disab	\$ -	\$ 422	\$ -	\$ -	\$ 435	\$ 66	\$ 501	\$ 79 18.7%
new	603-5920-163	Admin & Gen Dental	\$ 779	\$ 873	\$ 537	\$ 1,214	\$ 1,275	\$ 220	\$ 1,495	\$ 622 71.2%
600-5851-200	603-5921-310	Office Supplies & Expense	\$ 954	\$ 4,000	\$ 758	\$ 2,000	\$ 2,000	\$ 17	\$ 2,017	\$ (1,983) -49.6%
600-5851-201	603-5921-245	Computer Related Expenses	\$ 6,148	\$ 6,250	\$ 7,182	\$ 10,000	\$ 11,250	\$ -	\$ 11,250	\$ 5,000 80.0%
new	603-5921-572	IT OPERATING ISF ALLOCATION	\$ 10,575	\$ 10,720	\$ 6,110	\$ 11,470	\$ 14,097	\$ 2,341	\$ 16,438	\$ 5,718 53.3%
new	603-5921-573	IT CAPITAL ISF ALLOCATION	\$ 720	\$ 715	\$ 357	\$ 715	\$ 720	\$ -	\$ 720	\$ 5 0.7%
600-5852-200	603-5923-210	Professional Services	\$ 4,250	\$ 12,150	\$ 4,233	\$ 12,150	\$ 62,150	\$ -	\$ 62,150	\$ 50,000 411.5%
new	603-5923-213	Permits & Fees	\$ -	\$ -	\$ 45	\$ 45	\$ -	\$ -	\$ -	\$ - 100.0%
new	603-5923-290	Outside Services Employed	\$ 32	\$ 500	\$ -	\$ -	\$ -	\$ -	\$ (500)	\$ -100.0%
new	603-5924-572	INSURANCE ISF ALLOCATION-PF	\$ 55	\$ 785	\$ 393	\$ 785	\$ 820	\$ -	\$ 820	\$ 35 4.5%
new	603-5925-572	INSURANCE ISF ALLOCATION-OI	\$ 15,575	\$ 18,725	\$ 9,363	\$ 18,725	\$ 20,680	\$ 588	\$ 21,268	\$ 2,543 13.6%
600-5854-200	603-5926-110	Paid Time Off	\$ -	\$ 11,781	\$ -	\$ 11,299	\$ 12,022	\$ -	\$ 12,022	\$ 241 2.0%
new	603-5926-131	PTO FICA/Med	\$ -	\$ 906	\$ -	\$ 870	\$ 926	\$ -	\$ 926	\$ 20 2.2%
new	603-5926-132	PTO WRS	\$ -	\$ 799	\$ -	\$ 768	\$ 787	\$ -	\$ 787	\$ (12) -1.5%
new	603-5926-133	EOY GASB 68 Pension Expense	\$ 3,398	\$ -	\$ -	\$ -	\$ -	\$ -	\$ -	\$ - 100.0%
new	603-5926-135	Benefits Longvty	\$ -	\$ 62	\$ -	\$ 78	\$ 81	\$ -	\$ 81	\$ 19 30.6%
new	603-5926-160	Health Insurance	\$ -	\$ 2,714	\$ -	\$ 2,990	\$ 3,073	\$ -	\$ 3,073	\$ 359 13.2%
new	603-5926-161	Life Insurance	\$ -	\$ 24	\$ -	\$ 21	\$ 27	\$ -	\$ 27	\$ 3 12.5%
new	603-5926-162	Disability	\$ -	\$ 58	\$ -	\$ -	\$ 58	\$ -	\$ 58	\$ - 0.0%
new	603-5926-163	Dental Insurance	\$ -	\$ 184	\$ -	\$ 195	\$ 205	\$ -	\$ 205	\$ 21 11.4%
new	603-5926-290	Benefit Fees	\$ 36	\$ -	\$ -	\$ -	\$ -	\$ -	\$ -	\$ - 100.0%
new	603-5926-323	Uniforms	\$ 2,037	\$ 2,000	\$ 1,081	\$ 2,000	\$ 2,100	\$ 116	\$ 2,216	\$ 216 10.8%
new	603-5930-320	Pub Dues & Subscriptions	\$ 72	\$ 100	\$ 48	\$ 100	\$ 100	\$ 17	\$ 117	\$ 17 17.0%
new	603-5930-325	Training & Staff Development	\$ 109	\$ 1,600	\$ -	\$ 1,600	\$ 2,600	\$ 165	\$ 2,765	\$ 1,165 72.8%
600-5856-200	603-5930-340	Misc Gen Operating	\$ 3,605	\$ 14,000	\$ 1,209	\$ 14,000	\$ 14,000	\$ -	\$ 14,000	\$ - 0.0%
new	603-5930-350	Misc Gen Repair & Maint Supp	\$ -	\$ 1,000	\$ 441	\$ 1,000	\$ 1,000	\$ -	\$ 1,000	\$ - 0.0%
new	603-5930-389	Admin Fees	\$ 18,900	\$ 18,500	\$ 9,250	\$ 18,500	\$ 18,900	\$ -	\$ 18,900	\$ 400 2.2%
600-5857-200	603-5930-922	Rents -Maint Facility 1/2	\$ 20,000	\$ 20,000	\$ 10,000	\$ 20,000	\$ 20,000	\$ -	\$ 20,000	\$ - 0.0%
			\$ 196,591	\$ 240,746	\$ 99,261	\$ 248,041	\$ 312,201	\$ 28,232	\$ 340,433	\$ 99,687 41.4%
			\$ 2,989,879	\$ 2,923,662	\$ 732,687	\$ 3,129,922	\$ 3,526,685	\$ 28,232	\$ 3,554,917	\$ 631,255 21.6%
			\$ 1,684,734	\$ 308,668	\$ 820,356	\$ 509,566	\$ 271,895	\$ (28,232)	\$ 243,663	\$ (65,005)

Acct #	2021 Adopted Budget	As of 6/30/2021	2021 Estimate	2022 Budget Request	Revisions Thru Adoption	2022 Adopted Budget
603-5743-319	#3319	Resurfacing	\$ 25,000	\$ -	\$ 25,000	\$ 25,000
603-5743-368	#3368	Syene - McCoy to Lacy	\$ -	\$ 5	\$ 10,005	\$ -
603-5743-481	#3481	McKee Rd Const	\$ -	\$ 43	\$ 880	\$ -
603-5743-488	#3488	Fish Hatchery Rd Resurface	\$ -	\$ -	\$ -	\$ -
603-5743-489	#3489	Central Park Place	\$ -	\$ -	\$ -	\$ -
603-5743-494	#3494	Lacy Rd Sanitary	\$ 100,000	\$ -	\$ -	\$ -
600-10727	#4630	Verona Rd Relocates	\$ 873,160	\$ 30,780	\$ 31,000	\$ -
603-5744-637	#4637	McCoy Interceptor	\$ -	\$ -	\$ 5,000	\$ -
603-5744-638	#4638	Syene Interceptor	\$ -	\$ -	\$ -	\$ -
603-5744-639	#4639	Terravessa Lift Station #1	\$ -	\$ -	\$ 1,714	\$ 55,000
603-5744-641	#4641	Lacy Rd Sanitary	\$ -	\$ 105,580	\$ 115,000	\$ -
603-5744-642	#4642	Fish Hatchery Rd Sewer lining	\$ 400,000	\$ -	\$ 3,000	\$ -
			\$ 1,398,160	\$ 136,408	\$ 191,599	\$ 80,000
TBD	#2014	GIS Upgrade	\$ -	\$ -	\$ -	\$ 1,500
	#2016	GPS System	\$ -	\$ -	\$ -	\$ 2,500
	#3108	Fleet Maintenance	\$ -	\$ -	\$ -	\$ 4,875
TBD	#3101	PW Equipment	\$ 20,000	\$ -	\$ 20,000	\$ 500
			\$ 20,000	\$ -	\$ 20,000	\$ 9,375
			\$ 1,418,160	\$ 136,408	\$ 211,599	\$ 89,375

City of Fitchburg
Stormwater Utility Fund #604
2022 Operating Budget

Acct #	New Acct #	Account Name	2019 Actual	2020 Actual	2021 Adopted Budget	06/2021 YTD Actual	2021 Estimate	2022 Budget Request	Revisions Thru Adoption	2022 Adopted Budget	Budget Change
601-4461-300	604-4461-000	Res-Urban Service	\$ 334,876	\$ 327,064	\$ 325,000	\$ 166,763	\$ 224,250	\$ 448,500	\$ -	\$ 448,500	\$ 123,500 38.0%
601-4461-301	604-4461-001	Res-Rural ST54/ST	\$ 26,298	\$ 30,979	\$ 26,300	\$ 287	\$ 27,000	\$ 37,260	\$ -	\$ 37,260	\$ 10,960 41.7%
601-4461-302	604-4461-002	Rural-Sngl & Dup Q	\$ 6,275	\$ 7,350	\$ 6,275	\$ 3,685	\$ 8,810	\$ 10,220	\$ -	\$ 10,220	\$ 3,945 62.9%
601-4462-300	604-4462-000	Non-Res-U Service	\$ 542,747	\$ 538,672	\$ 535,000	\$ 275,276	\$ 659,000	\$ 772,800	\$ -	\$ 772,800	\$ 237,800 44.4%
601-4462-301	604-4462-001	Non-Res-Rural ST	\$ 35,197	\$ 41,204	\$ 35,500	\$ 20,429	\$ 47,600	\$ 56,580	\$ -	\$ 56,580	\$ 21,080 59.4%
601-4463-300	604-4463-000	Multi-family-U Srv A	\$ 209,660	\$ 221,819	\$ 210,000	\$ 111,165	\$ 264,180	\$ 306,360	\$ -	\$ 306,360	\$ 96,360 45.9%
601-4463-301	604-4463-001	Multi-family-Rural S	\$ 3,138	\$ 4,015	\$ 3,200	\$ 2,007	\$ 4,800	\$ 5,520	\$ -	\$ 5,520	\$ 2,320 72.5%
			\$ 1,158,191	\$ 1,171,102	\$ 1,141,275	\$ 579,613	\$ 1,235,640	\$ 1,637,240	\$ -	\$ 1,637,240	\$ 495,965 43.5%
601-4200-300	604-4200-000	Capital Paid in by M	\$ 305,263	\$ 1,593,373	\$ -	\$ -	\$ -	\$ -	\$ -	\$ -	\$ - 100.0%
601-4421-300	604-4421-000	CIAC	\$ 636,574	\$ 3,323,866	\$ 10,750	\$ 9,469	\$ 10,750	\$ 10,750	\$ -	\$ 10,750	\$ - 0.0%
601-4631-100	604-4631-000	Reimb from Project	\$ 7,353	\$ 38,715	\$ -	\$ -	\$ -	\$ -	\$ -	\$ -	\$ - 100.0%
			\$ 949,190	\$ 4,955,954	\$ 10,750	\$ 9,469	\$ 10,750	\$ 10,750	\$ -	\$ 10,750	\$ - 0.0%
601-4419-300	604-4419-000	Interest Income	\$ 59,937	\$ 18,736	\$ 5,000	\$ 904	\$ 5,000	\$ 5,000	\$ -	\$ 5,000	\$ - 0.0%
601-4460-300	604-4460-000	Stormwater Grants	\$ -	\$ -	\$ 7,000	\$ -	\$ -	\$ -	\$ -	\$ -	\$ (7,000) -100.0%
601-4470-300	604-4470-000	Forfeited Discounts	\$ 2,564	\$ 1,409	\$ 2,500	\$ 620	\$ 1,800	\$ 2,500	\$ -	\$ 2,500	\$ - 0.0%
601-4474-301	604-4474-001	Permit Revenues	\$ 54,809	\$ 27,821	\$ 20,000	\$ 9,082	\$ 20,000	\$ 25,000	\$ -	\$ 25,000	\$ 5,000 25.0%
601-4474-302	604-4474-002	Farm Land Lease	\$ 2,250	\$ 2,250	\$ 2,250	\$ 1,125	\$ 2,250	\$ 2,250	\$ -	\$ 2,250	\$ - 0.0%
601-4475-300	604-4475-000	P-Card Rebate	\$ 548	\$ 642	\$ 800	\$ 700	\$ 700	\$ 700	\$ -	\$ 700	\$ (100) -12.5%
			\$ 120,106	\$ 50,856	\$ 37,550	\$ 11,731	\$ 29,750	\$ 35,450	\$ -	\$ 35,450	\$ (2,100) -5.6%
			\$ 2,227,487	\$ 6,177,912	\$ 1,189,575	\$ 600,813	\$ 1,276,140	\$ 1,683,440	\$ -	\$ 1,683,440	\$ 493,865 41.5%

Acct #	Account Name	2019 Actual	2020 Actual	2021 Adopted Budget	06/2021 YTD Actual	2021 Estimate	2022 Budget Request	Revisions Thru Adoption	2022 Adopted Budget	Budget Change	
601-5403-300	604-5403-530	Depreciation Exp	\$ 677,613	\$ 749,292	\$ 600,000	\$ -	\$ 750,000	\$ 750,000	\$ -	\$ 750,000	\$ 150,000 25.0%
601-5430-300	604-5430-532	Interest on Debt to	\$ 20,129	\$ 14,032	\$ 13,205	\$ 3,860	\$ 13,205	\$ 13,205	\$ -	\$ 13,205	\$ - 0.0%
			\$ 697,743	\$ 763,324	\$ 613,205	\$ 3,860	\$ 763,205	\$ 763,205	\$ -	\$ 763,205	\$ 150,000 24.5%

Acct #	Account Name	2019 Actual	2020 Actual	2021 Adopted Budget	06/2021 YTD Actual	2021 Estimate	2022 Budget Request	Revisions Thru Adoption	2022 Adopted Budget	Budget Change	
601-5601-301	604-5601-110	Hwy Crew Wages	\$ 44,562	\$ 46,207	\$ 75,914	\$ 18,040	\$ 76,043	\$ 78,262	\$ -	\$ 78,262	\$ 2,348 3.1%
new	604-5601-115	Hwy Crew OT	\$ 525	\$ -	\$ 1,917	\$ -	\$ 1,929	\$ 1,708	\$ -	\$ 1,708	\$ (209) -10.9%
new	604-5601-131	Hwy Crew FICA/Mer	\$ 2,817	\$ 3,416	\$ 5,981	\$ 1,316	\$ 5,993	\$ 6,146	\$ -	\$ 6,146	\$ 165 2.8%
new	604-5601-132	Hwy Crew WRS	\$ 2,523	\$ 3,190	\$ 5,278	\$ 1,216	\$ 5,288	\$ 5,222	\$ -	\$ 5,222	\$ (56) -1.1%
new	604-5601-135	Hwy Crew Longevity	\$ -	\$ -	\$ 362	\$ -	\$ 362	\$ 375	\$ -	\$ 375	\$ 13 3.6%
new	604-5601-160	Hwy Crew Health	\$ 10,646	\$ 12,995	\$ 27,366	\$ 6,260	\$ 27,404	\$ 28,829	\$ -	\$ 28,829	\$ 1,463 5.3%
new	604-5601-161	Hwy Crew Life	\$ 110	\$ 165	\$ 201	\$ 79	\$ 175	\$ 191	\$ -	\$ 191	\$ (10) -5.0%
new	604-5601-162	Hwy Crew Disability	\$ -	\$ -	\$ 480	\$ -	\$ -	\$ 495	\$ -	\$ 495	\$ 15 3.1%
new	604-5601-163	Hwy Crew Dental	\$ 784	\$ 783	\$ 1,872	\$ 408	\$ 1,783	\$ 1,921	\$ -	\$ 1,921	\$ 49 2.6%
new	604-5601-240	Maint by Oth-Inlet R	\$ -	\$ -	\$ 1,000	\$ -	\$ 1,000	\$ 1,000	\$ -	\$ 1,000	\$ - 0.0%
new	604-5601-290	Other contractual	\$ -	\$ -	\$ -	\$ -	\$ -	\$ -	\$ -	\$ -	\$ - 100.0%
601-5601-302	604-5601-340	Oper Materials & Su	\$ 8,824	\$ 7,271	\$ 5,000	\$ 2,328	\$ 7,500	\$ 8,000	\$ -	\$ 8,000	\$ 3,000 60.0%
601-5601-304	604-5601-350	Maint Supp-Culvet/I	\$ 8,463	\$ 11,019	\$ 35,700	\$ 5,156	\$ 35,700	\$ 35,700	\$ -	\$ 35,700	\$ - 0.0%
601-5601-303	604-5601-355	Equipment Expense	\$ 39,803	\$ 7,553	\$ 35,000	\$ 9,941	\$ 70,000	\$ 35,000	\$ 100	\$ 35,100	\$ 100 0.3%
			\$ 119,057	\$ 92,599	\$ 196,071	\$ 44,745	\$ 233,177	\$ 202,849	\$ 100	\$ 202,949	\$ 6,878 3.5%

Acct #	Account Name	2019 Actual	2020 Actual	2021 Adopted Budget	06/2021 YTD Actual	2021 Estimate	2022 Budget Request	Revisions Thru Adoption	2022 Adopted Budget	Budget Change	
601-5902-300	604-5903-110	General Acctg Wa	\$ 34,899	\$ 39,076	\$ 30,818	\$ 15,547	\$ 28,321	\$ 30,680	\$ -	\$ 30,680	\$ (138) -0.4%
new	604-5903-115	General Acctg OT	\$ -	\$ 72	\$ 128	\$ -	\$ 64	\$ 67	\$ -	\$ 67	\$ (61) -47.7%
new	604-5903-120	General Acctg PT/F	\$ 736	\$ 183	\$ 1,120	\$ 109	\$ 1,120	\$ 1,120	\$ -	\$ 1,120	\$ - 0.0%
new	604-5903-131	General Acctg FICA	\$ 2,763	\$ 2,963	\$ 2,469	\$ 1,099	\$ 2,280	\$ 2,462	\$ -	\$ 2,462	\$ (7) -0.3%
new	604-5903-132	General Acctg WRS	\$ 2,059	\$ 2,305	\$ 2,103	\$ 852	\$ 1,936	\$ 2,019	\$ -	\$ 2,019	\$ (84) -4.0%
new	604-5903-135	General Acctg Lon	\$ 199	\$ 214	\$ 210	\$ 135	\$ 299	\$ 313	\$ -	\$ 313	\$ 103 49.0%
new	604-5903-160	General Acctg Hea	\$ 9,216	\$ 9,703	\$ 9,519	\$ 4,488	\$ 9,519	\$ 9,785	\$ -	\$ 9,785	\$ 266 2.8%
new	604-5903-161	General Acctg Life	\$ 67	\$ 86	\$ 82	\$ 32	\$ 63	\$ 67	\$ -	\$ 67	\$ (15) -18.3%
new	604-5903-162	General Acctg Disa	\$ -	\$ -	\$ 170	\$ -	\$ -	\$ 166	\$ -	\$ 166	\$ (4) -2.4%
new	604-5903-163	General Acctg Den	\$ 681	\$ 653	\$ 653	\$ 325	\$ 622	\$ 653	\$ -	\$ 653	\$ - 0.0%
601-5903-300	604-5905-310	Cust Exp Office Sup	\$ 6,306	\$ 6,234	\$ 7,000	\$ 2,638	\$ 7,000	\$ 7,000	\$ -	\$ 7,000	\$ - 0.0%
601-5920-300	604-5920-110	Admin & Gen Wage	\$ 95,790	\$ 117,202	\$ 111,383	\$ 50,939	\$ 110,919	\$ 115,675	\$ 72,845	\$ 188,520	\$ 77,137 69.3%
new	604-5920-115	Admin & Gen OT	\$ 68	\$ 1,383	\$ 1,461	\$ 273	\$ 1,461	\$ 1,520	\$ -	\$ 1,520	\$ 59 4.0%
new	604-5920-120	Admin & Gen PT/Se	\$ 6,456	\$ 5,268	\$ 8,946	\$ 2,110	\$ 8,797	\$ 8,946	\$ -	\$ 8,946	\$ - 0.0%
new	604-5920-131	Admin & Gen FICA	\$ 7,688	\$ 8,502	\$ 9,317	\$ 4,017	\$ 9,270	\$ 9,650	\$ 5,573	\$ 15,223	\$ 5,906 63.4%
new	604-5920-132	Admin & Gen WRS	\$ 6,196	\$ 7,124	\$ 7,161	\$ 3,457	\$ 7,130	\$ 7,158	\$ 4,735	\$ 11,893	\$ 4,732 66.1%
new	604-5920-160	Admin & Gen Health	\$ 8,966	\$ 14,347	\$ 15,065	\$ 8,192	\$ 15,065	\$ 15,485	\$ 6,584	\$ 22,069	\$ 7,004 46.5%
new	604-5920-161	Admin & Gen Life	\$ 107	\$ 138	\$ 228	\$ 67	\$ 227	\$ 389	\$ 105	\$ 494	\$ 266 116.7%
new	604-5920-162	Admin & Gen Disab	\$ -	\$ -	\$ 541	\$ -	\$ -	\$ 544	\$ 332	\$ 876	\$ 335 61.9%
new	604-5920-163	Admin & Gen Denta	\$ 658	\$ 978	\$ 1,031	\$ 534	\$ 982	\$ 1,031	\$ 440	\$ 1,471	\$ 440 42.7%
601-5921-300	604-5921-310	Office Supp & Exp	\$ 577	\$ 574	\$ 3,000	\$ 212	\$ 3,000	\$ 3,000	\$ 33	\$ 3,033	\$ 33 1.1%
601-5923-300	604-5923-210	Professional Servic	\$ 188,106	\$ 192,709	\$ 316,500	\$ 114,168	\$ 200,000	\$ 316,500	\$ -	\$ 316,500	\$ - 0.0%
new	604-5923-290	Outside Services Er	\$ 12,677	\$ 6,591	\$ 12,080	\$ -	\$ 12,080	\$ 24,000	\$ 110	\$ 24,110	\$ 12,030 99.6%
new	604-5925-572	Insurance Isf Alloca	\$ 8,995	\$ 8,865	\$ 13,986	\$ 6,993	\$ 13,986	\$ 16,515	\$ 2,289	\$ 18,804	\$ 4,818 34.4%
601-5926-133	604-5926-133	EOY GASB 68 PEN	\$ 16,396	\$ (1,582)	\$ -	\$ -	\$ -	\$ -	\$ -	\$ -	\$ - 100.0%
new	604-5926-110	Paid Time Off	\$ 5,099	\$ -	\$ 12,833	\$ -	\$ 12,649	\$ 13,249	\$ -	\$ 13,249	\$ 416 3.2%
new	604-5926-131	PTO FICA/Med	\$ -	\$ -	\$ 983	\$ -	\$ 970	\$ 1,016	\$ -	\$ 1,016	\$ 33 3.4%
new	604-5926-132	PTO WRS	\$ -	\$ -	\$ 868	\$ -	\$ 855	\$ 863	\$ -	\$ 863	\$ (5) -0.6%
new	604-5926-135	Benefits Longvty	\$ -	\$ -	\$ 19	\$ -	\$ 25	\$ 26	\$ -	\$ 26	\$ 7 36.8%
new	604-5926-160	Health Insurance	\$ -	\$ -	\$ 2,287	\$ -	\$ 2,287	\$ 2,351	\$ -	\$ 2,351	\$ 64 2.8%
new	604-5926-161	Life Insurance	\$ -	\$ -	\$ 27	\$ -	\$ 26	\$ 40	\$ -	\$ 40	\$ 13 48.1%
new	604-5926-162	Disability	\$ -	\$ -	\$ 65	\$ -	\$ -	\$ 65	\$ -	\$ 65	\$ - 0.0%
new	604-5926-163	Dental Insurance	\$ -	\$ -	\$ 157	\$ -	\$ 149	\$ 157	\$ -	\$ 157	\$ - 0.0%
601-5930-301	604-5930-213	Permits & Fees	\$ 4,384	\$ 4,000	\$ 4,400	\$ 4,000	\$ 4,400	\$ 4,400	\$ -	\$ 4,400	\$ - 0.0%
601-5930-301	604-5930-245	Computer Related E	\$ 6,135	\$ 7,584	\$ 5,480	\$ 1,515	\$ 7,500	\$ 7,500	\$ -	\$ 7,500	\$ 2,020 36.9%
new	604-5930-250	Pub Notices, Ads	\$ 4,205	\$ 4,243	\$ 4,000	\$ 1,056	\$ 4,200	\$ 4,200	\$ -	\$ 4,200	\$ 200 5.0%
new	604-5930-320	Subscriptions, Dues	\$ 609	\$ 912	\$ 630	\$ 823	\$ 1,000	\$ 1,000	\$ 133	\$ 1,133	\$ 503 79.8%
new	604-5926-323	Uniforms	\$ 18	\$ 95	\$ 1,406	\$ 157	\$ 200	\$ 200	\$ 931	\$ 1,131	\$ (275) -19.6%
601-5930-300	604-5930-325	Misc Training/Staff I	\$ 3,746	\$ 692	\$ 5,167	\$ 1,058	\$ 5,000	\$ 5,825	\$ 1,330	\$ 7,155	\$ 1,988 38.5%
new	604-5930-330	Misc Vehicle Use R	\$ -	\$ 52	\$ 350	\$ -	\$ 100	\$ 350	\$ -	\$ 350	\$ - 0.0%
601-5930-302	604-5930-345	Public Education & I	\$ 9,004	\$ 9,366	\$ 14,355	\$ 9,834	\$ 9,835	\$ 14,935	\$ 160	\$ 15,095	\$ 740 5.2%
new</											

City of Fitchburg
 Stormwater Utility Fund #604
 2022 Operating Budget

Acct #	New Acct #	Account Name	2019 Actual	2020 Actual	2021 Adopted Budget	06/2021 YTD Actual	2021 Estimate	2022 Budget Request	Revisions Thru Adoption	2022 Adopted Budget	Budget Change
601-22331	604-22331	Due to Muni -Sodfather Land			2021 Adopted Budget	06/2021 YTD Actual	2021 Estimate	2022 Budget Request	Revisions Thru Adoption	2022 Adopted Budget	
					\$ 56,000	\$ -	\$ 56,000	\$ 56,000	\$ -	\$ 56,000	
					\$ 56,000	\$ -	\$ 56,000	\$ 56,000	\$ -	\$ 56,000	
Acct #					2021 Adopted Budget	As of 06/2021	2021 Estimate	2022 Budget Request	Revisions Thru Adoption	2022 Adopted Budget	
604-10701		Area H 2007			\$ -	\$ -	\$ -	\$ -	\$ -	\$ -	
604-5743-319	604-10731 #3319	Resurfacing			\$ 25,000	\$ 21,205	\$ 25,000	\$ 25,000	\$ -	\$ 25,000	
604-5744-702	604-10732 #4702	Stormwater Pond Dredging			\$ 195,000	\$ -	\$ -	\$ 200,000	\$ -	\$ 200,000	
604-5744-705	604-10733 #4705	Uptown Wet Pond			\$ 525,000	\$ 18,651	\$ 20,000	\$ 125,000	\$ -	\$ 125,000	
604-5744-713	604-10735 #4713	Fitchrona Rd Storm Impr			\$ -	\$ 42,840	\$ 42,840	\$ -	\$ -	\$ -	
604-5744-714	604-10736 #4714	Drainage/Flood Impr			\$ 37,132	\$ -	\$ 37,135	\$ 38,245	\$ -	\$ 38,245	
604-5744-716	#4716	Curry Court Flooding			\$ 170,000	\$ -	\$ -	\$ -	\$ -	\$ -	
604-5744-717	#4717	Lake Barney Wtrshed			\$ 40,000	\$ 24,817	\$ 40,000	\$ 45,000	\$ -	\$ 45,000	
604-5744-718	#4718	Lake Barney Wtrshed			\$ 60,000	\$ -	\$ -	\$ -	\$ -	\$ -	
604-5744-720	#4720	Seminole Glen Park			\$ -	\$ 2,562	\$ 2,565	\$ -	\$ -	\$ -	
604-5744-721	#4721	Stormwater Pump			\$ -	\$ 101,446	\$ 101,450	\$ -	\$ -	\$ -	
604-5744-722	#4722	TMDL Modeling			\$ -	\$ -	\$ -	\$ 110,000	\$ -	\$ 110,000	
604-5744-723	#4723	Lacy/Seminole regional Water			\$ -	\$ -	\$ -	\$ -	\$ -	\$ -	
604-5744-724	#4724	Lacy Seminole Ponds for Rds			\$ -	\$ -	\$ -	\$ -	\$ -	\$ -	
604-5744-725	#4725	Flooding North of Dunn's Marsh			\$ -	\$ -	\$ -	\$ 45,000	\$ -	\$ 45,000	
604-5744-726	#4726	Florann/Lyman Ln			\$ -	\$ -	\$ -	\$ 180,000	\$ -	\$ 180,000	
604-5744-727	#4727	Nine Springs Creek Restoration			\$ -	\$ -	\$ -	\$ -	\$ -	\$ -	
604-5744-728	#4728	Swan Creek Monitoring			\$ 30,000	\$ 8,750	\$ 15,000	\$ -	\$ -	\$ -	
604-5744-729	#4729	Cheryl Drive Stormwater			\$ -	\$ 4,271	\$ 5,000	\$ 300,000	\$ -	\$ 300,000	
604-5744-730	#4730	Seminole Glen Stormwater Study			\$ -	\$ -	\$ -	\$ 38,000	\$ -	\$ 38,000	
604-5743-101	#3101	PW Equipment			\$ 295,000	\$ -	\$ 295,000	\$ 290,000	\$ -	\$ 290,000	
Maintenance	#3108	Fleet Maint Equip			\$ -	\$ -	\$ -	\$ 4,875	\$ -	\$ 4,875	
Maintenance	#2014	GIS Upgrade			\$ -	\$ -	\$ -	\$ 1,500	\$ -	\$ 1,500	
Maintenance	#2016	GPS System			\$ -	\$ -	\$ -	\$ 7,500	\$ -	\$ 7,500	
604-5743-368	#3368	Syene-McCoy to Lacy			\$ 500,000	\$ 4,680	\$ 100,000	\$ -	\$ -	\$ -	
604-5743-481	#3481	McKee Rd Const			\$ -	\$ -	\$ -	\$ -	\$ -	\$ -	
604-5743-488	#3488	FH Rd			\$ -	\$ -	\$ -	\$ -	\$ -	\$ -	
604-5743-494	#3494	Lacy Rd (Fitchrona-Seminole)			\$ 398,000	\$ -	\$ -	\$ -	\$ -	\$ -	
					\$ 2,275,132	\$ 229,222	\$ 683,990	\$ 1,410,120	\$ -	\$ 1,410,120	

City of Fitchburg
Technology Fund #700
2022 Operating Budget

Acct #	Account Name	2020 Actual	2021 Adopted Budget	06/2021 YTD Actual	2021 Estimate	2022 Budget Request	Revisions Thru Adoption	2022 Adopted Budget	Budget Change	
700-4329-100	OTHER FED GRANT	\$ 26,967	\$ -	\$ -	\$ -	\$ -	\$ -	\$ -	\$ -	100.0%
700-4760-000	ISF CHARGES TO OTHER DEPTS-OPG	\$ 800,566	\$ 792,210	\$ 398,385	\$ 794,230	\$ 919,693	\$ 111,583	\$ 1,031,276	\$ 239,066	30.2%
700-4760-001	ISF CHARGES TO OTHER DEPTS-CAP	\$ 86,005	\$ 86,200	\$ 43,100	\$ 86,200	\$ 86,595	\$ -	\$ 86,595	\$ 395	0.5%
700-4761-000	ISF CHARGES TO MPSIS	\$ 217,678	\$ 230,816	\$ 102,781	\$ 231,079	\$ 241,651	\$ -	\$ 241,651	\$ 10,835	4.7%
700-4800-000	OTHER REVENUE	\$ -	\$ -	\$ -	\$ -	\$ -	\$ -	\$ -	\$ -	100.0%
700-4810-000	INTEREST ON TEMP INVESTMENTS	\$ 1,876	\$ 2,000	\$ 283	\$ 500	\$ 500	\$ -	\$ 500	\$ (1,500)	-75.0%
700-4860-000	PCARD REBATE	\$ 4,470	\$ 5,000	\$ -	\$ 5,000	\$ 5,000	\$ -	\$ 5,000	\$ -	0.0%
700-4890-400	ALLOCATED INSURANCE DIVIDEND	\$ -	\$ -	\$ -	\$ -	\$ -	\$ -	\$ -	\$ -	100.0%
700-4922-400	TRANSFER FROM FUND 400	\$ -	\$ -	\$ -	\$ -	\$ -	\$ -	\$ -	\$ -	100.0%
700-4930-000	FUND BALANCE APPLIED	\$ -	\$ -	\$ -	\$ -	\$ -	\$ -	\$ -	\$ -	100.0%
	Total Revenues	\$ 1,137,562	\$ 1,116,226	\$ 544,549	\$ 1,117,009	\$ 1,253,439	\$ 111,583	\$ 1,365,022	\$ 248,796	22.3%

Acct #	Account Name	2020 Actual	2021 Adopted Budget	06/2021 YTD Actual	2021 Estimate	2022 Budget Request	Revisions Thru Adoption	2022 Adopted Budget	Budget Change	
700-5145-110	SALARIES & WAGES-IT	\$ 221,170	\$ 235,450	\$ 103,089	\$ 237,302	\$ 247,200	\$ 58,386	\$ 305,586	\$ 70,136	29.8%
700-5145-115	OVERTIME WAGES	\$ 634	\$ 4,394	\$ 152	\$ 4,447	\$ 4,639	\$ -	\$ 4,639	\$ 245	5.6%
700-5145-120	PT/LTE/SEASONAL WAGES	\$ 873	\$ 11,588	\$ -	\$ -	\$ 11,475	\$ -	\$ 11,475	\$ (113)	-1.0%
700-5145-131	FICA	\$ 16,682	\$ 19,273	\$ 7,659	\$ 18,532	\$ 20,185	\$ 4,467	\$ 24,652	\$ 5,379	27.9%
700-5145-132	WRS	\$ 14,884	\$ 16,224	\$ 7,003	\$ 16,352	\$ 16,404	\$ 3,795	\$ 20,199	\$ 3,975	24.5%
700-5145-135	LONGEVITY	\$ 473	\$ 504	\$ 504	\$ 504	\$ 536	\$ -	\$ 536	\$ 32	6.3%
700-5145-160	HEALTH INS	\$ 40,475	\$ 47,891	\$ 24,269	\$ 47,891	\$ 49,219	\$ 19,953	\$ 69,172	\$ 21,281	44.4%
700-5145-161	LIFE INS	\$ 215	\$ 245	\$ 126	\$ 246	\$ 256	\$ 84	\$ 340	\$ 95	38.8%
700-5145-162	DISABILITY INS	\$ -	\$ 1,150	\$ -	\$ -	\$ 1,178	\$ 362	\$ 1,540	\$ 390	33.9%
700-5145-163	DENTAL INS	\$ 2,663	\$ 3,230	\$ 1,559	\$ 3,076	\$ 3,230	\$ 1,332	\$ 4,562	\$ 1,332	41.2%
700-5145-181	PAY FOR PERFORMANCE	\$ -	\$ -	\$ -	\$ -	\$ -	\$ -	\$ -	\$ -	100.0%
700-5146-110	SALARIES & WAGES-IT	\$ 157,277	\$ 163,862	\$ 72,833	\$ 164,887	\$ 172,696	\$ -	\$ 172,696	\$ 8,834	5.4%
700-5146-115	OVERTIME WAGES	\$ 612	\$ 1,624	\$ 141	\$ 1,630	\$ 1,697	\$ -	\$ 1,697	\$ 73	4.5%
700-5146-131	FICA	\$ 11,552	\$ 12,676	\$ 5,381	\$ 12,755	\$ 13,359	\$ -	\$ 13,359	\$ 683	5.4%
700-5146-132	WRS	\$ 10,660	\$ 11,185	\$ 4,940	\$ 11,254	\$ 11,351	\$ -	\$ 11,351	\$ 166	1.5%
700-5146-135	LONGEVITY	\$ 203	\$ 216	\$ 216	\$ 216	\$ 230	\$ -	\$ 230	\$ 14	6.5%
700-5146-160	HEALTH INS	\$ 34,585	\$ 37,673	\$ 18,513	\$ 37,673	\$ 38,724	\$ -	\$ 38,724	\$ 1,051	2.8%
700-5146-161	LIFE INS	\$ 168	\$ 208	\$ 91	\$ 209	\$ 219	\$ -	\$ 219	\$ 11	5.3%
700-5146-162	DISABILITY INS	\$ -	\$ 794	\$ -	\$ -	\$ 798	\$ -	\$ 798	\$ 4	0.5%
700-5146-163	DENTAL INS	\$ 2,321	\$ 2,578	\$ 1,206	\$ 2,455	\$ 2,578	\$ -	\$ 2,578	\$ -	0.0%
	Personnel Costs	\$ 515,447	\$ 570,765	\$ 247,683	\$ 559,429	\$ 595,974	\$ 88,379	\$ 684,353	\$ 113,588	19.9%

700-5145-210	PROFESSIONAL SERVICES	\$ 37,950	\$ 41,700	\$ 15,115	\$ 40,000	\$ 41,700	\$ -	\$ 41,700	\$ -	0.0%
700-5145-245	COMPUTER REPL & MAINT	\$ 222,872	\$ 241,455	\$ 166,479	\$ 241,455	\$ 297,850	\$ (10,000)	\$ 287,850	\$ 46,395	19.2%
700-5145-250	PUBLIC NOTICES & ADVERTISEMENT	\$ -	\$ -	\$ -	\$ -	\$ -	\$ -	\$ -	\$ -	100.0%
700-5145-290	OTHER CONTRACTUAL SERVICES	\$ -	\$ -	\$ -	\$ -	\$ -	\$ -	\$ -	\$ -	100.0%
	Contractual Services Costs	\$ 260,822	\$ 283,155	\$ 181,593	\$ 281,455	\$ 339,550	\$ (10,000)	\$ 329,550	\$ 46,395	16.4%

700-5145-310	OFFICE SUPPLIES & POSTAGE	\$ 246	\$ 250	\$ -	\$ 250	\$ 250	\$ -	\$ 250	\$ -	0.0%
700-5145-320	PUB. SUBSCRIPTIONS/DUES	\$ 50	\$ 100	\$ 50	\$ 100	\$ 100	\$ -	\$ 100	\$ -	0.0%
700-5145-325	TRAINING & TRAVEL	\$ 3,111	\$ 10,900	\$ 363	\$ 10,000	\$ 12,700	\$ 1,500	\$ 14,200	\$ 3,300	30.3%
700-5145-330	VEHICLE REIMBURSEMENT	\$ -	\$ 1,000	\$ 70	\$ 300	\$ 500	\$ -	\$ 500	\$ (500)	-50.0%
700-5145-340	OPER MATERIALS & SUPPLIES	\$ -	\$ -	\$ -	\$ -	\$ -	\$ -	\$ -	\$ -	100.0%
700-5145-355	EQUIPMENT EXPENSE	\$ 91,832	\$ 59,965	\$ 10,143	\$ 59,000	\$ 105,900	\$ 23,800	\$ 129,700	\$ 69,735	116.3%
700-5145-363	COMMUNICATIONS EXPENSE	\$ 48,334	\$ 60,385	\$ 21,913	\$ 60,000	\$ 71,350	\$ 5,000	\$ 76,350	\$ 15,965	26.4%
700-5145-365	TELEPHONE EXPENSE	\$ 47,008	\$ 30,000	\$ 22,550	\$ 28,000	\$ 27,860	\$ 2,801	\$ 30,661	\$ 661	2.2%
	Operating Costs	\$ 190,582	\$ 162,600	\$ 55,089	\$ 157,650	\$ 218,660	\$ 33,101	\$ 251,761	\$ 89,161	54.8%

700-5145-530	DEPRECIATION EXPENSE	\$ 18,539	\$ 86,200	\$ -	\$ 86,200	\$ 86,600	\$ -	\$ 86,600	\$ 400	0.5%
700-5145-572	INSURANCE ISF ALLOCATION	\$ 4,510	\$ 6,515	\$ 3,258	\$ 6,515	\$ 7,165	\$ 100	\$ 7,265	\$ 750	11.5%
700-5145-590	ALLOC INSURANCE - BLDG, LI, WC	\$ -	\$ -	\$ -	\$ -	\$ -	\$ -	\$ -	\$ -	100.0%
700-5145-595	WORKER'S COMPENSATION INSUR	\$ -	\$ -	\$ -	\$ -	\$ -	\$ -	\$ -	\$ -	100.0%
	Allocated Costs	\$ 23,049	\$ 92,715	\$ 3,258	\$ 92,715	\$ 93,765	\$ 100	\$ 93,865	\$ 1,150	1.2%
	Total Expenditures	\$ 989,900	\$ 1,109,235	\$ 487,623	\$ 1,091,249	\$ 1,247,949	\$ 111,580	\$ 1,359,529	\$ 250,294	22.6%

Net Surplus/(Deficit) \$ 147,662 \$ 6,991 \$ 56,926 \$ 25,760 \$ 5,490 \$ 3 \$ 5,493 \$ (1,498)

Net Invested in Fixed Assets

Beginning Fund Balance	\$ 98,388	\$ 88,948	\$ 88,948	\$ 88,948	\$ 17,248	\$ -	\$ 17,248
Depreciation Expense	\$ (18,539)	\$ (86,200)	\$ -	\$ (86,200)	\$ (86,600)	\$ -	\$ (86,600)
Capital Purchases	\$ 9,099	\$ 14,500	\$ -	\$ 14,500	\$ 106,000	\$ (100)	\$ 106,000
700-34137 Estimated Ending Fund Balance	\$ 88,948	\$ 17,248	\$ 88,948	\$ 17,248	\$ 36,648	\$ (100)	\$ 36,648

Fixed Asset Replacement Funds

Beginning Fund Balance	\$ 140,358	\$ 217,264	\$ 217,264	\$ 217,264	\$ 288,964	\$ -	\$ 288,964
Depreciation Charges to Others	\$ 86,005	\$ 86,200	\$ 43,100	\$ 86,200	\$ 86,595	\$ -	\$ 86,595
Transfer from F400	\$ -	\$ -	\$ -	\$ -	\$ -	\$ -	\$ -
Capital Purchases	\$ (9,099)	\$ (14,500)	\$ -	\$ (14,500)	\$ (106,000)	\$ -	\$ (106,000)
700-34205 Estimated Ending Fund Balance	\$ 217,264	\$ 288,964	\$ 260,364	\$ 288,964	\$ 269,559	\$ -	\$ 269,559

Reserves

Beginning Fund Balance	\$ 137,408	\$ 217,604	\$ 217,604	\$ 217,604	\$ 243,364	\$ -	\$ 243,364
Annual Activity	\$ 80,195	\$ 6,991	\$ 13,826	\$ 25,760	\$ 5,495	\$ -	\$ 5,498
700-33000 Estimated Ending Fund Balance	\$ 217,604	\$ 224,595	\$ 231,429	\$ 243,364	\$ 248,859	\$ -	\$ 248,862
% of Expenditures (incl. depreciation)	22.0%	20.2%		22.3%	19.9%		18.3%

FA #	Account Name	As of 2020	Adopted Budget	As of 6/30/2021	2021 Estimate	2022 Request	Thru Adoption	2022 Budget	Budget Change
700-17001	FA - DATA STORAGE	\$ -	\$ -	\$ -	\$ -	\$ -	\$ -	\$ -	\$ -
700-17002	FA - PRODUCTION DATA CENTER	\$ 107,332	\$ -	\$ -	\$ -	\$ -	\$ -	\$ -	\$ -
700-17003	FA - FIREWALL	\$ -	\$ -	\$ -	\$ -	\$ -	\$ -	\$ -	\$ -
700-17004	FA - WIFI	\$ -	\$ -	\$ -	\$ -	\$ -	\$ -	\$ -	\$ -
700-17005	FA - NETWORK SWITCHES	\$ 9,099	\$ 14,500	\$ -	\$ 14,500	\$ 26,000	\$ -	\$ 26,000	\$ 11,500
700-17006	FA - NVR (CAMERAS)	\$ -	\$ -	\$ -	\$ -	\$ 15,000	\$ -	\$ 15,000	\$ 15,000
700-17007	FA - DR DATA CENTER	\$ -	\$ -	\$ -	\$ -	\$ 65,000	\$ -	\$ 65,000	\$ 65,000
		\$ 116,431	\$ 14,500	\$ -	\$ 14,500	\$ 106,000	\$ -	\$ 106,000	\$ 91,500

City of Fitchburg
Insurance/Risk Management Fund #710
2022 Operating Budget

Acct #	Account Name	2021		06/2021	2021	2022	Revisions	2022	Budget	%
		Actual	Adopted Budget							
710-4760-000	ISF Charges to Other Depts	\$ 484,179	\$ 574,190	\$ 287,095	\$ 574,190	\$ 601,830	\$ 15,302	\$ 617,132	\$ 42,942	7.5%
710-4800-000	OTHER REVENUE	\$ -	\$ -	\$ -	\$ -	\$ -	\$ -	\$ -	\$ -	100.0%
710-4810-000	INTEREST ON TEMP INVESTMENTS	\$ 984	\$ 500	\$ 95	\$ 200	\$ 200	\$ -	\$ 200	\$ (300)	-60.0%
710-4840-000	INSURANCE RECOVERIES - PS	\$ 9,412	\$ -	\$ 1,625	\$ 2,000	\$ -	\$ -	\$ -	\$ -	100.0%
710-4840-005	INSURANCE RECOVERIES - GEN	\$ -	\$ -	\$ -	\$ -	\$ -	\$ -	\$ -	\$ -	100.0%
710-4860-000	PCARD REBATE	\$ 491	\$ -	\$ -	\$ -	\$ -	\$ -	\$ -	\$ -	100.0%
710-4890-400	ALLOCATED INSURANCE DIVIDEND	\$ 27,529	\$ -	\$ -	\$ 24,050	\$ -	\$ -	\$ -	\$ -	100.0%
710-4930-000	FUND BALANCE APPLIED	\$ -	\$ -	\$ -	\$ -	\$ -	\$ -	\$ -	\$ -	100.0%
	Total Revenues	\$ 522,595	\$ 574,690	\$ 288,815	\$ 600,440	\$ 602,030	\$ 15,302	\$ 617,332	\$ 42,642	7.4%

Acct #	Account Name	2021		06/2021	2021	2022	Revisions	2022	Budget	%
		Actual	Adopted Budget							
710-5154-210	PROFESSIONAL SERVICES	\$ 195	\$ -	\$ 747	\$ 747	\$ -	\$ -	\$ -	\$ -	100.0%
	Contractual Services Costs	\$ 195	\$ -	\$ 747	\$ 747	\$ -	\$ -	\$ -	\$ -	100.0%
710-5154-510	BOILER/EQUIP BREAKDOWN INS	\$ 1,582	\$ 1,800	\$ 4,279	\$ 4,279	\$ 4,900	\$ -	\$ 4,900	\$ 3,100	172.2%
710-5154-511	PROPERTY INSURANCE	\$ 69,173	\$ 75,250	\$ -	\$ 73,581	\$ 79,295	\$ -	\$ 79,295	\$ 4,045	5.4%
710-5154-512	LIABILITY INSURANCE - GENERAL	\$ 91,337	\$ 95,430	\$ 96,408	\$ 96,408	\$ 102,270	\$ -	\$ 102,270	\$ 6,840	7.2%
710-5154-513	POLICE PROFESSIONAL E & O	\$ -	\$ -	\$ -	\$ -	\$ -	\$ -	\$ -	\$ -	100.0%
710-5154-514	AUTOMOBILE	\$ 26,902	\$ 29,590	\$ 30,052	\$ 30,052	\$ 33,055	\$ -	\$ 33,055	\$ 3,465	11.7%
710-5154-515	UMBRELLA LIABILITY	\$ -	\$ -	\$ -	\$ -	\$ -	\$ -	\$ -	\$ -	100.0%
710-5154-516	UTILITY INSURANCE (REIMBURSED)	\$ -	\$ -	\$ -	\$ -	\$ -	\$ -	\$ -	\$ -	100.0%
710-5154-517	PUBLIC OFFICIALS LIABILITY	\$ -	\$ -	\$ -	\$ -	\$ -	\$ -	\$ -	\$ -	100.0%
710-5154-519	UNINSURED CLAIMS/DEDUCT RES	\$ -	\$ -	\$ -	\$ -	\$ -	\$ -	\$ -	\$ -	100.0%
710-5154-520	EMPLOYEE BONDS & OTHER	\$ -	\$ -	\$ -	\$ -	\$ -	\$ -	\$ -	\$ -	100.0%
710-5154-550	LIABILITY LOSSES RETAINED-PS	\$ 24,428	\$ -	\$ 756	\$ 45,000	\$ -	\$ -	\$ -	\$ -	100.0%
710-5154-551	LIABILITY LOSSES RETAINED-HWY	\$ 5,150	\$ -	\$ -	\$ -	\$ -	\$ -	\$ -	\$ -	100.0%
710-5154-552	LIABILITY LOSSES RETAINED-UTIL	\$ -	\$ -	\$ -	\$ -	\$ -	\$ -	\$ -	\$ -	100.0%
710-5154-553	LIABILITY LOSSES RETAINED-LIB	\$ -	\$ -	\$ -	\$ -	\$ -	\$ -	\$ -	\$ -	100.0%
710-5154-554	LIABILITY LOSSES RETAINED-SPR	\$ -	\$ -	\$ -	\$ -	\$ -	\$ -	\$ -	\$ -	100.0%
710-5154-555	LIABILITY LOSSES RETAINED-GEN	\$ 13,670	\$ 75,000	\$ 12,580	\$ 75,000	\$ 90,000	\$ -	\$ 90,000	\$ 15,000	20.0%
710-5154-595	WORKER'S COMPENSATION INSUR	\$ 268,977	\$ 290,110	\$ 266,314	\$ 288,445	\$ 285,302	\$ 15,302	\$ 300,604	\$ 10,494	3.6%
710-5154-596	UNEMPLOYMENT INSURANCE EXPENSI	\$ 2,561	\$ -	\$ 2,376	\$ 2,376	\$ -	\$ -	\$ -	\$ -	100.0%
710-5154-599	VOL FF ACCIDENT & HEALTH	\$ 6,654	\$ 7,000	\$ 6,534	\$ 6,534	\$ 7,000	\$ -	\$ 7,000	\$ -	0.0%
	Allocated Costs	\$ 510,434	\$ 574,180	\$ 419,299	\$ 621,675	\$ 601,822	\$ 15,302	\$ 617,124	\$ 42,944	7.5%
	Total Expenditures	\$ 510,628	\$ 574,180	\$ 420,046	\$ 622,422	\$ 601,822	\$ 15,302	\$ 617,124	\$ 42,944	7.5%

Net Surplus/(Deficit) \$ 11,966 \$ 510 \$ (131,231) \$ (21,982) \$ 208 \$ - \$ 208 \$ (302)

Beginning Fund Balance	\$ 121,482	\$ 133,448	\$ 133,448	\$ 133,448	\$ 111,466	\$ 111,466
Annual Activity	\$ 11,966	\$ 510	\$ (131,231)	\$ (21,982)	\$ 208	\$ 208
Estimated Ending Fund Balance	\$ 133,448	\$ 133,958	\$ 2,217	\$ 111,466	\$ 111,674	\$ 111,674

% of Expenditures 26.1% 23.3% 17.9% 18.6% 18.1%

**City of Fitchburg, Wisconsin
2021 Tax Levy (Collected 2022)
Tax Roll Summary**

Amended

Taxing Jurisdiction	Actual Levy	Equalized w/o TID Value	Interim Rate/M	Equalized w/ TID Value	Total Tax Levy / TID (millrate w/ TID)	Tax Levy w/o TID	Tax Increment
Dane County	10,206,218.60	3,528,896,200	0.002892184	4,100,343,800	11,858,948.73	10,206,218.60	1,652,730.13
#1 - Madison School District (133)	18,442,131.60	1,618,306,671	0.011395944	1,832,324,371	20,881,065.92	18,442,131.60	2,438,934.32
#2 - Oregon School District (1341)	6,037,255.84	580,781,345	0.010395058	720,969,945	7,494,524.39	6,037,255.84	1,457,268.55
#3 - Verona School District (1359)	16,808,775.00	1,329,808,184	0.012640000	1,547,049,484	19,554,705.48	16,808,775.00	2,745,930.48
City of Fitchburg	26,952,842.00	3,528,896,200	0.007637754	4,100,343,800	31,317,417.26	26,952,842.00	4,364,575.26
Madison College (aka MATC)	2,846,955.91	3,528,896,200	0.000806755	4,100,343,800	3,307,972.86	2,846,955.91	461,016.95
State of Wisconsin	-	3,528,896,200	0.000000000	4,100,343,800	0.00	0.00	0.00
TOTALS:	81,294,178.95		0.045767695		94,414,634.64	81,294,178.95	13,120,455.69
Change from PY	8.8%				9.4%		

TID #4 Incremental Value (Equalized) - Madison/Oregon School District	220,556,200	TID #4 Increment	4,971,168.58
TID #6 Incremental Value (Equalized) - Verona School District	111,435,900	TID #6 Increment	2,671,864.36
TID #9 Incremental Value (Equalized) - Verona School District	105,805,400	TID #9 Increment	2,536,863.59
TID #10 Incremental Value (Equalized) - Madison School District	31,180,800	TID #10 Increment	708,821.81
TID #11 Incremental Value (Equalized) - Oregon School District	-	TID #11 Increment	0.00
TID #12 Incremental Value (Equalized) - Madison/Oregon School District	88,634,900	TID #12 Increment	1,931,091.61
TID #13 Incremental Value (Equalized) - Oregon School District	13,834,400	TID #13 Increment	300,645.74
	571,447,600	Total Increment	13,120,455.69

ASSESSED VALUES

#1 - Madison School District	1,766,179,000	1.3%	Assessment Ratio	0.961145782
#2 - Oregon School District	694,898,300	18.4%		
#3 - Verona School District	1,489,134,100	5.8%		
Total Assessed Value	3,950,211,400	5.7%		

TAX RATES	School #3269	School #4144	School #5901	SPECIAL ASSESSMENTS AND CHARGES	
	Madison	Oregon	Verona		
State of Wisconsin	0.0000	0.0000	0.0000	Water Mains & Sanitary Sewer	14,654.14
Dane County	3.0021	3.0021	3.0021	Stormwater Utility	0.00
City of Fitchburg	7.9280	7.9280	7.9280	Delinquent Utilities - Water (City)	16,787.88
School District (varies)	11.8227	10.7851	13.1316	Delinquent Utilities - Sewer (City)	20,885.43
Madison College (aka MATC)	0.8374	0.8374	0.8374	Delinquent Utilities - Stormwater (City)	9,378.75
Sub-Total	23.5902	22.5526	24.8991	Delinquent Utilities (Oregon)	0.00
State School Tax Credit	-1.6349	-1.6349	-1.6349	Delinquent Utilities (Madison)	550.98
				City Invoices - weed cutting/lawn maintenance/mr	0.00
\$6,458,305.87				Lottery Credit Chargebacks (State)	0.00
TOTAL NET TAX RATES	21.9553	20.9177	23.2642	Street Improvements (sidewalks, etc) (City)	64,918.83
				Street Improvements (sidewalks, etc) (Madison)	0.00
Prior Year Net Tax Rates	20.9775	20.0188	22.4983	Private Septic (from Madison Public Health)	9,187.02
Increase/(Decrease) in Net Tax R	0.98	0.90	0.77	Ag Conversion Charge	0.00
% Increase/(Decrease) in Net Tax	4.66%	4.49%	3.40%	Garbage-Prior Year (new builds) & delinq inv	24,255.60
				Brush Charges	\$6.75/unit 25,420.50
Lottery Credit (maximum)	303.13	276.51	336.22	Garbage/Refuse-Current Year	\$215/unit 1,252,590.00
First Dollar Credit (maximum)	85.47	77.96	94.80	TOTAL SPECIALS:	1,438,629.13
	388.6	354.47	431.02	Omitted Taxes - Prior Years (excl specials)	0.00
LC/FDC change from PY	115.96	80.27	115.46	Corrections of Errors 70.43	(117.47)
				Managed Forest Land Taxes 33 acres	336.60
				TOTAL TAX ROLL	95,853,482.90
				over/under	2.76
				SoT balance (Line T1)	95,853,485.66

FINAL - EQUATED
STATEMENT OF ASSESSMENT FOR 2021

13 225 0389
 CO MUN ACCT NO

This is an Amended Return

Superceded - does not include amendment filed 10/14/21. See note on last page. Decrease of \$65,100 in residential improvements in MMSD school district

FOR CITY OF OF FITCHBURG DANE COUNTY
 Town - Village - City Municipality Name County Name

Line No.	REAL ESTATE (See Lines 18 - 22 for other Real Estate)	PARCEL COUNT		NO. OF ACRES WHOLE NUMBERS ONLY (Col. C)	VALUE OF LAND (Col. D)	VALUE OF IMPROVEMENTS (Col. E)	TOTAL VALUE OF LAND AND IMPROVEMENTS (Col. F)
		TOTAL LAND (Col. A)	IMPROVEMENTS (Col. B)				
1	RESIDENTIAL - Class 1	7,261	6,805	2,874	515,478,700	1,751,149,500	2,266,628,200
2	COMMERCIAL - Class 2	549	452	1,254	364,540,400	897,775,700	1,262,316,100
3	MANUFACTURING - Class 3	39	33	597	49,545,500	230,257,000	279,802,500
4	AGRICULTURAL - Class 4	474		9,553	2,351,500		2,351,500
5	UNDEVELOPED - Class 5	221		1,269	1,724,000		1,724,000
6	AGRICULTURAL FOREST - Class 5m	132		1,062	4,993,600		4,993,600
7	FOREST LANDS - Class 6	30		202	1,901,600		1,901,600
8	OTHER - Class 7	89	89	199	7,727,200	19,161,100	26,888,300
9	TOTAL - ALL COLUMNS	8,795	7,379	17,010	948,262,500	2,898,343,300	3,846,605,800
10	NUMBER OF PERSONAL PROPERTY ACCOUNTS IN ROLL			820	LOCALLY ASSESSED	MANUFACTURING	MERGED
11	BOATS AND OTHER WATERCRAFT NOT EXEMPT - Code 1				83,500	24,200	107,700
12	MACHINERY, TOOLS AND PATTERNS - Code 2					54,197,500	54,197,500
13	FURNITURE, FIXTURES AND EQUIPMENT - Code 3				25,447,700	12,581,600	38,029,300
14	ALL OTHER PERSONAL PROPERTY NOT EXEMPT - Codes 4A, 4B, 4C				9,225,800	2,110,400	11,336,200
15	TOTAL OF PERSONAL PROPERTY NOT EXEMPT (Total of Lines 11-14)				34,757,000	68,913,700	103,670,700
16	AGGREGATE ASSESSED VALUE OF ALL PROPERTY SUBJECT TO THE GENERAL PROPERTY TAX (Total of Lines 9F and 15F) MUST EQUAL TOTAL VALUE OF THE SCHOOL DISTRICTS (K-12 PLUS K-8) - Line 50, Col. F						3,950,276,500
17	BOARD OF REVIEW DATE OF FINAL ADJOURNMENT	08/17/2021	Name of Assessor CITY OF FITCHBURG ASSESSORS OFFICE			Telephone # (608) 270-4235	\$3,950,211,400

REMARKS
 The Assessment Ratio to be used in calculating the estimated Fair Market Value on tax bills for this tax district is .961145782
 This ratio should be used to convert assessed values to "Calculate Equalized Values" in Step 1 of the Lottery and Gaming Credit Calculations.
 This ratio should be used in the "Computation of Tax Equivalent" schedule of the Annual Reports filed by the municipal electric, gas and water utilities with the Public Service Commission

FOREST CROP AND OTHER EXEMPT LAND

2021 13 225 0389
 YEAR CO MUN ACCT NO

FOREST LANDS (Line 7) and FOREST CROPS (in this section) - are **NOT** the same

18	(a) PARCELS	Private Forest Crop - Reg Class @ 10¢ per acre		(d) PARCELS	Private Forest Crop - Reg Class @ \$2.52 per acre	
		(b) ACRES	(c) ASSESSED VALUE		(e) ACRES	(f) ASSESSED VALUE
19	(a) PARCELS	Private Forest Crop - Special Class @ 20¢ per acre		Entered Before 2005 Managed Forest - Ferrous Mining CLOSED @ \$7.87 per acre		
		(b) ACRES	(c) ASSESSED VALUE	(d) PARCELS	(e) ACRES	(f) ASSESSED VALUE
20	(a) PARCELS	Entered Before 2005 Managed Forest - OPEN @ 74 ¢ per acre		Entered Before 2005 Managed Forest - CLOSED @ \$1.75 per acre		
		(b) ACRES	(c) ASSESSED VALUE	(d) PARCELS	(e) ACRES	(f) ASSESSED VALUE
21	(a) PARCELS	Entered After 2004 Managed Forest - OPEN @ \$2.04 per acre		Entered After 2004 Managed Forest - CLOSED @ \$ 10.20 per acre		
		(b) ACRES	(c) ASSESSED VALUE	(d) PARCELS	(e) ACRES	(f) ASSESSED VALUE
				3	33	155,100
22	(a) County Forest Cropland Acres		(b) Federal Acres	(c) State Acres		(d) County (NOT FOREST CROP) Acres
			220.79	1,309.27		553
						1,787.34
23	Assessed Value of Omitted Property From Prior Years (Sec. 70.44)			Assessed Value of Sec. 70.43 Corrections of Errors by Assessors		
	(a) REAL ESTATE	(b) PERSONAL		(c1) REAL ESTATE		(c2) PERSONAL
						-5,600
	Manufacturing Equated Value of Omitted Property From Prior Years (Sec. 70.995)			Mfg. Equated Value of Sec.70.43 Corrections of Errors by Assessors		
	(d) REAL ESTATE	(e) PERSONAL		(f1) REAL ESTATE		(f2) PERSONAL

SPECIAL DISTRICTS

Line No.	Enter 6-digit Special District Code (Col. A)	Account Number (Col. B)	Special District Name (Col. C)	Locally Assessed Value of Real Estate and Personal Property (Col. D)	Mfg Value of Real Estate and Personal Property (Col. E)	Merged Value of Real Estate and Personal Property (Col. F)
24	135150	0071	MADISON METRO SEWER DISTRICT	3,443,118,100	347,453,000	3,790,571,100
25						
26						
27						
28						
29						
30						
31						
32						
33						
34						
35						

SCHOOL DISTRICTS

2021
YEAR
13
CO
225
MUN
0389
ACCT NO

Line No.	Enter 6-digit School District Code (Col. A)	Account Number (Col. B)	School District Name (Col. C)	Locally Assessed Value of Real Estate and Personal Property (Col. D)	Mfg Value of Real Estate and Personal Property (Col. E)	Merged Value of Real Estate and Personal Property (Col. F)
A. SCHOOL DISTRICTS (K-8 and K-12)						
36	133269	0086	SCH D OF MADISON METROPOLITAN	1,604,480,600	161,763,500	1,766,244,100
37	134144	0092	SCH D OF OREGON	609,067,700	85,830,600	694,898,300
38	135901	0095	SCH D OF VERONA AREA	1,388,012,000	101,122,100	1,489,134,100
39						
40						
41						
42						
43						
44						
45						
46						
47						
48						
49						
50	TOTAL ASSESSED VALUE OF SCHOOL DISTRICTS (K-8 and K-12)			3,601,560,300	348,716,200	3,950,276,500
B. UNION HIGH SCHOOL DISTRICTS						
51						
52						
53						
54						
55	TOTAL ASSESSED VALUE OF UNION HIGH SCHOOLS					
C. TECHNICAL COLLEGE DISTRICTS						
56	000400	0004	MADISON AREA TECHNICAL COLLEGE MADN	3,601,560,300	348,716,200	3,950,276,500
57						
58						
59	TOTAL ASSESSED VALUE OF TECHNICAL COLLEGES			3,601,560,300	348,716,200	3,950,276,500

I hereby certify, to the best of my knowledge and belief, this form is complete and correct.

Name PEGGY LLONTOP	Title	Submission date 08 / 19 / 2021
Phone (608) 266 - 4120	Email address LLONTOP@COUNTYOFDANE.COM	

FINAL STATEMENT OF ASSESSMENT (SOA)

- Each municipality's SOA is completed after the Board of Review and includes any changes made to the locally assessed values, under state law (sec. 70.53, Wis. Stats.)
- The Wisconsin Department of Revenue (DOR) merges the locally assessed values with the state assessed manufacturing values
- DOR provides the information regarding district names and codes. If a district is not listed, contact DOR.

Note: *If you submit an amended SOA to DOR after your municipality's SOA is equated and posted to our website, we will process the SOA. However, DOR will not recalculate the aggregate ratio or update the final SOA posted on our website. You should use the corrected values to calculate your tax rates.*

Page 1: Real Estate and Personal Property

- Lines 1-9 — assessed real estate values, parcel counts and acres by classification
- Lines 10-15 — assessed personal property values and number of accounts by class
- Line 16 — aggregate assessed value of all property subject to general property; use to calculate tax rates. Note: This line equals the total assessed value of K-8 and K-12 school districts (Line 50) and total assessed value of technical colleges (Line 59).
- Remarks — assessment ratio used to calculate estimated fair market value on property tax bills

Page 2: Forest Crop, Other Exempt Land and Special Districts

- Lines 18-21 — private forest crop and managed forest lands assessed values
- Line 22 — tax exempt land acres
- Line 23 — prior years assessed value of omitted property under sec. 70.44 and correction of errors under sec. 70.43 shown by locally assessed or manufacturing real estate and personal property. Note: If there is an amount on this line, report the corresponding tax in the Statement of Taxes, Sections J or K.
- Lines 24-35 — special district assessed values. These values are used to calculate tax rates for the special districts.

Page 3: School Districts

- Lines 36-50 — school districts (K-8 and K-12) assessed values. These values are used to calculate tax rates for school districts.
- Lines 51-55 — union high school district assessed values. These values are used to calculate tax rates for union high school districts.
- Lines 56-59 — technical college assessed values. These values are used to calculate tax rates for technical colleges.

If you have questions: Email: lgs@wisconsin.gov
Phone: (608) 266-2569 or (608) 264-6892
Fax: (608) 264-6887

TRACY OLDENBURG
CITY OF FITCHBURG
5520 LACY RD
FITCHBURG, WI 53711 - 5318

WISCONSIN DEPARTMENT OF REVENUE
2021 STATEMENT OF CHANGES IN EQUALIZED VALUES BY CLASS AND ITEM

County 13 Dane
 City 225 Fitchburg

REAL ESTATE	2020 RE Equalized Value	Removal of Prior Year Compensation	% Change	\$ Amount of Economic Change	% Change	\$ Amount of New Constr	% Change	Correction & Compensation	% Change	\$ Amount of All Other Changes	% Change	2021 RE Equalized Value	Total \$ Change in R.E. Value	% Change
Residential														
Land	549,710,700	0	0%	27,910,800	5%	9,215,300	2%	-4,880,800	-1%	-842,900	0%	581,113,100	31,402,400	6%
Imp	1,674,932,200	0	0%	85,430,000	5%	53,792,900	3%	329,800	0%	-327,700	0%	1,814,157,200	139,225,000	8%
Total	2,224,642,900	0	0%	113,340,800	5%	63,008,200	3%	-4,551,000	0%	-1,170,600	0%	2,395,270,300	170,627,400	8%
Commercial														
Land	319,454,900	0	0%	18,895,900	6%	5,648,300	2%	-9,047,600	-3%	-2,818,500	-1%	332,133,000	12,678,100	4%
Imp	773,226,500	0	0%	46,041,600	6%	129,690,600	17%	-11,731,800	-2%	-1,294,000	0%	935,932,900	162,706,400	21%
Total	1,092,681,400	0	0%	64,937,500	6%	135,338,900	12%	-20,779,400	-2%	-4,112,500	0%	1,268,065,900	175,384,500	16%
Manufacturing														
Land	50,927,300	0	0%	948,100	2%	0	0%	0	0%	-327,200	-1%	51,548,200	620,900	1%
Imp	236,328,000	0	0%	1,160,100	0%	7,396,400	3%	-2,050,000	-1%	-949,400	0%	241,885,100	5,557,100	2%
Total	287,255,300	0	0%	2,108,200	1%	7,396,400	3%	-2,050,000	-1%	-1,276,600	0%	293,433,300	6,178,000	2%
Agricultural														
Land/Total	2,525,100	0	0%	101,600	4%	0	0%	-82,000	-3%	-119,900	-5%	2,424,800	-100,300	-4%
Undeveloped														
Land/Total	1,557,200	0	0%	60,200	4%	0	0%	-372,600	-24%	-77,300	-5%	1,167,500	-389,700	-25%
Ag Forest														
Land/Total	3,868,100	0	0%	-380,200	-10%	0	0%	206,800	5%	922,200	24%	4,616,900	748,800	19%
Forest														
Land/Total	686,200	0	0%	-179,100	-26%	0	0%	2,368,800	345%	25,500	4%	2,901,400	2,215,200	323%
Other														
Land	8,600,000	0	0%	0	0%	0	0%	-560,000	-7%	-360,000	-4%	7,680,000	-920,000	-11%
Imp	16,210,900	0	0%	648,000	4%	343,800	2%	-20,000	0%	-641,500	-4%	16,541,200	330,300	2%
Total	24,810,900	0	0%	648,000	3%	343,800	1%	-580,000	-2%	-1,001,500	-4%	24,221,200	-589,700	-2%
Total Real Estate														
Land	937,329,500	0	0%	47,357,300	5%	14,863,600	2%	-12,367,400	-1%	-3,598,100	0%	983,584,900	46,255,400	5%
Imp	2,700,697,600	0	0%	133,279,700	5%	191,223,700	7%	-13,472,000	0%	-3,212,600	0%	3,008,516,400	307,818,800	11%
Total	3,638,027,100	0	0%	180,637,000	5%	206,087,300	6%	-25,839,400	-1%	-6,810,700	0%	3,992,101,300	354,074,200	10%

PERSONAL PROPERTY	Non-Mfg Personal Property			Manufacturing Personal Property			Total of All Personal Property			
	2020	2021	% Change	2020	2021	% Change	2020 Total	2021 Total	Tot. \$ Chg in PP	% Change
Watercraft	0	87,900	0%	27,000	25,200	-7%	27,000	113,100	86,100	319%
Machinery Tools & Patterns	0	0	N/A	16,730,100	56,388,500	237%	16,730,100	56,388,500	39,658,400	237%
Furniture Fixtures & Equip	28,150,300	26,791,100	-5%	11,686,200	13,089,800	12%	39,836,500	39,880,900	44,400	0%
All Other	9,643,400	9,711,300	1%	2,090,500	2,195,500	5%	11,733,900	11,906,800	172,900	1%
Prior Year Compensation	24,300	-46,800		0	0		24,300	-46,800	-71,100	
Total Personal Property	37,818,000	36,543,500	-3%	30,533,800	71,699,000	135%	68,351,800	108,242,500	39,890,700	58%
TOTAL EQUALIZED VALUE	2020 Total							2021 Total	Total \$ Change	% Change
Real Estate & Personal Property	3,706,378,900							4,100,343,800	393,964,900	11%

2021 Statement of Taxes

Co-muni Code 13225	County DANE Muni Type CITY Municipality FITCHBURG	Account Number 0389	Report Type AMENDED
------------------------------	--	-------------------------------	-------------------------------

Preparer Information		
Name Misty Dodge	Title Treasurer	Comments amended special charges to remove three garbage charges @ \$215 each
Email misty.dodge@fitchburgwi.gov	Phone 608-270-4252	

Sec	Description of Tax by Taxing Jurisdiction	Amounts Apportioned by Taxing Jurisdictions
-----	---	---

A. County Taxes

1. Portion of state special charges upon county	-126.10
2. Portion of county tax levied over entire municipality	10,206,344.70
3. Special purpose - county tax levied on part of municipality (<i>ex. children with disabilities education boards</i>)	0.00
4. Total County Taxes.....	10,206,218.60

2021 Statement of Taxes

2021 13 225 0389
YEAR CO MUN ACCT NO

B. Special District Taxes

SD Code	Account No.	Special District Name	Property Taxes	State Special Charges	Property Taxes with State Special Charges
135150	0071	MADISON METRO SEWER DISTRICT	0.00	0.00	0.00
Total Special District Taxes			0.00	0.00	0.00

C. Town, Village or City Taxes

1. Other special purpose district taxes	0.00
2. Total tax increment (except county environmental remediation tax increment).....	13,120,455.69
3. County environmental tax increment	0.00
4. Other state special charges	0.00
5. County special charges	0.00
6. All other town, village or city taxes	26,952,842.00
7. Surplus funds applied..... (subtract)	0.00
8. Total Town Village, or City Taxes.....	40,073,297.69

2021 Statement of Taxes

2021 13 225 0389
 YEAR CO MUN ACCT NO

D. Elementary and Secondary Schools

	School District Code	Account No.	School District Name	Amounts Apportioned by Taxing Jurisdictions
1.	133269	0086	SCH D OF MADISON METROPOLITAN	18,442,131.60
2.	134144	0092	SCH D OF OREGON	6,037,255.84
3.	135901	0095	SCH D OF VERONA AREA	16,808,775.00
Total Elementary and Secondary School Taxes.....				41,288,162.44

E. Technical Colleges

	Tech College Code	Account No.	Technical College Name	Amounts Apportioned by Taxing Jurisdictions
1.	0400	0004	MADISON AREA TECHNICAL COLLEGE MADN	2,846,955.91
Total Technical College Taxes.....				2,846,955.91

2021 Statement of Taxes

2021 13 225 0389
YEAR CO MUN ACCT NO

F. Total General Property Taxes Apportioned (Total of State, County, Special District, Local, School and Technical College Taxes) **94,414,634.64**

Summary of General Property Taxes, State Tax Credits Applied and Net General Property Taxes to be Collected			
	Real Estate Roll	Personal Property Roll	Total
1. General property taxes from computerized summary	91,969,204.70	2,445,432.70	94,414,637.40
2. School levy tax credit applied <i>(subtract)</i>	6,288,812.66	169,493.83	6,458,306.49
3. Lottery and gaming credit applied <i>(subtract)</i>	1,651,966.13	0.00	1,651,966.13
4. First dollar credit applied <i>(subtract)</i>	641,885.19		641,885.19
5. Net general property taxes to be collected	83,386,540.72	2,275,938.87	85,662,479.59
6. Underrun/Overrun			2.76

G. Special Assessments and Charges

Special Assessments	For the Municipality	Municipality Acting as Agent for:		Total
		Enterprise / Utility	Other	
1. Water main and lateral Installations		7,646.70		7,646.70
2. Sewer main and lateral installations		7,007.44		7,007.44
3. Street improvements (ex: sidewalks, storm sewers, seal coating)	64,918.83			64,918.83
4. Street light installation				0.00
5. Greenbelts				0.00
6. Drain ditch and watercourse (sec. 88.42 & 88.43)				0.00
7. Private septic maintenance			9,187.02	9,187.02

2021 Statement of Taxes

2021 13 225 0389
YEAR CO MUN ACCT NO

Special Charges	For the Municipality	Municipality Acting as Agent for:		Total
		Enterprise / Utility	Other	
1. Weeds, tree planting, removal				0.00
2. Snow removal, plowing				0.00
3. Refuse and garbage collection	1,302,266.10			1,302,266.10
4. Grading, gravel, culvert, fencing				0.00
5. Fencing				0.00
6. Fire calls				0.00
7. Recycling				0.00
8. Delinquent utility charges		47,052.06	550.98	47,603.04
Total Special Assessments and Charges	1,367,184.93	61,706.20	9,738.00	1,438,629.13

H. Omitted Property Taxes

1. Net taxes levied on property omitted from taxation in prior years 0.00

I. Sec. 70.43 Corrections

1. Net taxes or refund due (use a minus sign(-) for a negative amount) -117.47

2021 Statement of Taxes

2021 13 225 0389
YEAR CO MUN ACCT NO

J. Private Forest Crop Taxes

	Acres	Rate per Acre	Total	Adjusted Total
1. Code 1 - regular.....	0.00	0.10	0.00	
2. Code 2 - regular/variable	0.00	2.52	0.00	
3. Code 3 - special.....	0.00	0.20	0.00	
Total Private Forest Crop Taxes			0.00	

K. Managed Forest Land Taxes

	Acres	Rate per Acre	Total	Adjusted Total
1. Code 7 - open before 2005.....	0.00	0.74	0.00	
2. Code 8 - closed before 2005.....	0.00	1.75	0.00	
3. Code 5 - open after 2004	0.00	2.04	0.00	
4. Code 6 - closed after 2004	33.00	10.20	336.60	
5. Code 9 - closed before 2005 (<i>ferrous mining</i>).....	0.00	7.87	0.00	
Total Managed Forest Land Taxes			336.60	

L. Occupational Taxes

	Tons	Rate per Unit	Total
1. Coal (<i>sec. 70.42</i>).....	0.00	0.05	0.00
.....	0.00	0.07	0.00
2. Petroleum refineries (<i>sec. 70.421</i>)	0.00	0.05	0.00
3. Iron ore concentrates (<i>sec. 70.40</i>)	0.00	0.05	0.00
Total Occupational Taxes			0.00

2021 Statement of Taxes

2021	13	225	0389
YEAR	CO	MUN	ACCT NO

M. Aggregate Amount of Taxes

1. Sum of Lines F, F-6, G, H, I, J, K and LVerify this amount is correct and matches your tax roll

95,853,485.66

Signature Statement

Under penalties of law, I declare this form and all attachments are true, correct and complete to the best of my knowledge and belief.

Do you agree with the statement above?

YES NO

Submission Information

You successfully submitted your report. Save and/or print a copy for your records.

Co-muni code: 13225

Submission date: 01-18-2022 03:59 PM

Confirmation: SOT20210389A1642543141737

Submission type: AMENDED

Year 2021	Co-muni Code 13225	County DANE Municipality CITY OF FITCHBURG	Account No. 0389	Report Type ORIGINAL
--------------	-----------------------	---	---------------------	-------------------------

Section A: Determination of 2021 Payable 2022 Allowable Levy Limit

1	2020 payable 2021 actual levy plus 2021 personal property aid (53,200.14)	\$24,936,902
2	Exclude prior year levy for unreimbursed expenses related to an emergency	\$0
3	Exclude 2020 levy for new general obligation debt authorized after July 1, 2005	\$4,296,605
4	2020 payable 2021 adjusted actual county levy (Line 1 minus Lines 2 and 3)	\$20,640,297
5	0.00% growth, plus terminated TID (0 %), plus TID subtraction (0 %) applied to 2020 adjusted actual levy	\$20,640,297
6	Net new construction (5.354 %), plus terminated TID (0 %), plus TID subtraction (0 %) applied to 2020 adjusted actual levy	\$21,745,378
7	Greater of Line 5 or Line 6	\$21,745,378
8	2021 levy limit before adjustments less 2022 personal property aid (\$80,727.92)	\$21,664,650
9	Total adjustments (from Sec. D, Line U)	\$5,288,192
10	2021 Payable 2022 Allowable Levy (sum of Lines 8 and 9)	\$26,952,842
11	Higher levy approved by special resolution at a special meeting of Town electors	

Section B: Adjustment for Previous Year's Unused Levy (sec. 66.0602(3)(f), Wis. Stats.)

1	Previous year's allowable levy	\$24,883,702
2	Previous year's actual levy	\$24,883,702
3	Previous year's unused levy (Line 1 minus Line 2)	\$0
4	Previous year's actual levy \$24,883,702 x 0.015	\$373,256
5	Allowable Increase (lesser of Lines 3 or 4)	\$0

Section C: Adjustment for Prior Years Unused Levy Carryforward (sec. 66.0602(3)(fm), Wis. Stats.)

1	2020 unused percentage	0.000%
2	2019 unused percentage	0.000%
3	2018 unused percentage	0.000%
4	2017 unused percentage	0.000%
5	2016 unused percentage	0.000%
6	Total unused percentage (sum of Lines 1-5)	0.000%
7	Previous year's actual levy due to valuation factor	\$20,640,034
8	Allowable Increase (Line 6 multiplied by Line 7)	\$0

Section D: Adjustments to Allowable Levy Limit

		Additions	Subtractions
A	Increase for unused levy from previous year (<i>from Sec. B, Line 5</i>)	\$0	
B	Decrease in 2022 debt service levy as compared to 2021 debt service levy for debt authorized prior to July 1, 2005		\$0
C	Increase in 2022 debt service levy as compared to 2021 debt service levy for debt authorized prior to July 1, 2005	\$0	
D	Increase for town, village, or city's share of refunded or rescinded taxes certified under sec. 74.41(5), Wis. Stats.	\$0	
E	Debt service levy for general obligation debt authorized after July 1, 2005	\$5,288,192	
F	Increase in 2021 payable 2022 levy approved by a referendum.	\$0	
G	Amount levied in 2021 to pay unreimbursed expenses related to an emergency	\$0	
H	Increase/decrease in costs associated with an intergovernmental cooperation agreement	\$0	\$0
I	Adjustment to 2021 payable 2022 levy for increase in charges assessed by a joint fire department or a joint emergency medical services district	\$0	
J	Adjustment to 2021 payable 2022 levy for transfer of services during 2021 to other governmental units		\$0
K	Adjustment to 2021 payable 2022 for transfer of services during 2021 from other governmental units	\$0	
L	Adjustment to 2021 payable 2022 levy for annexation of land during 2021 by a city or village (<i>towns only</i>)		
M	Adjustment to 2021 payable 2022 levy for annexation of land during 2021 from a town (<i>villages or cities only</i>)	\$0	
N	Lease payment for lease revenue bond issued before July 1, 2005	\$0	
O	Levy for shortfall of debt service on revenue bond issued under sec. 66.0621, Wis. Stats., or special assessment B bond issued under sec. 66.0713(4), Wis. Stats.	\$0	
P	Increase in levy for shortfall in general fund due to loss of revenue from the sale of water or other commodity to a manufacturer that has discontinued operations	\$0	
Q	Adjustment to 2021 payable 2022 levy for the adoption of a new fee or fee increase for covered services partly or wholly funded by levy in 2013		\$0
R	Increase for unused levy carryforward from prior years (<i>from Sec. C, Line 8</i>)	\$0	
S	Increase in levy for each occupancy permit issued in 2020 for qualifying new single-family residential dwelling units	\$0	
T	Increase in levy due to a reduced utility aid payment for a decommissioned or closed plant	\$0	
U	Total Adjustments (<i>sum of Lines A-T</i>)		\$5,288,192

Attachments

You must provide DOR with the documents listed below.

1. Attachments - if your town approved a higher levy by special resolution

Board resolution proposing to exceed the allowable levy limit:

Notice of special town meeting:

Signed resolution of electors approving to exceed the allowable levy limit (with voting results):

2. Attachments - if your municipality passed a referendum

Copy of the ballot:

Voting results:

3. Other additional attachments

4. Residential permit documentation

Preparer Information

Name Misty Dodge	Title Finance Director/Treasurer
Email misty.dodge@fitchburgwi.gov	Phone 608-270-4252

Comments

Signature Statement

Under penalties of law, I declare this form and all attachments are true, correct and complete to the best of my knowledge and belief.

Do you agree with the statement above?

YES NO

Submission Information

You successfully submitted your worksheet. Print a copy for your records.

Co-muni code: 13225

Submission date: 12-14-2021 04:57 PM

Confirmation: MNILL20210389O1639522458489

Submission type: ORIGINAL

2021 Tax Increment Worksheet

Report Type ORIGINAL	Co-muni Code 13225	County DANE	Muni Type CITY	Municipality FITCHBURG	Account No. 0389	Total Equalized TID Value Increment 571,447,600	This worksheet is for all TIDs in this municipality
--------------------------------	------------------------------	-----------------------	--------------------------	----------------------------------	----------------------------	---	---

Taxing Jurisdiction	Col. A	Col. B	Col. C	Col. D	Col. E	Col. F
	Apportioned Levy /	Equalized Value (less TID Value Increment)	= Interim Rate	X Equalized Value (with TID Value Increment)	= Total Levy Amount (use on Mill Rate Worksheet)	Col. E - A = Tax Increment
1. County						
DANE	\$10,206,218.60 /	3,528,896,200.00 =	0.002892184	X 4,100,343,800.00 =	\$11,858,948.73	\$1,652,730.13
2. Special Districts (metro, sanitary, lake)						
MADISON METRO SEWER DISTRICT	\$0.00 /	3,363,260,129.00 =	0	X 3,934,707,729.00 =	\$0.00	\$0.00
3. Tax District (town, village, city)						
FITCHBURG	\$26,952,842.00 /	3,528,896,200.00 =	0.007637754	X 4,100,343,800.00 =	\$31,317,417.26	\$4,364,575.26
4. School Districts						
SCH D OF MADISON METROPOLITAN	\$18,442,131.60 /	1,618,306,671.00 =	0.011395944	X 1,832,324,371.00 =	\$20,881,065.92	\$2,438,934.32
SCH D OF OREGON	\$6,037,255.84 /	580,781,345.00 =	0.010395058	X 720,969,945.00 =	\$7,494,524.39	\$1,457,268.55
SCH D OF VERONA AREA	\$16,808,775.00 /	1,329,808,184.00 =	0.012640000	X 1,547,049,484.00 =	\$19,554,705.48	\$2,745,930.48
5. Technical College Districts						
MADISON AREA TECHNICAL COLLEGE MADN	\$2,846,955.91 /	3,528,896,200.00 =	0.000806755	X 4,100,343,800.00 =	\$3,307,972.86	\$461,016.95
6. Tax Increment Total						
	\$81,294,178.95				\$94,414,634.64	\$13,120,455.69

Preparer Information

Name	Misty Dodge	Title	Finance Director/Treasurer
Email	misty.dodge@fitchburgwi.gov	Phone	(608) 270-4252

Comments

MATC varies from certification received from them by 1 cent (see attached)

Signature Statement

Under penalties of law, I declare this form and all attachments are true, correct and complete to the best of my knowledge and belief.

Do you agree with the statement above?

YES NO

Submission Information

You successfully submitted your worksheet. Print a copy for your records.

Co-muni code: 13225

Submission date: 11-23-2021 12:44 PM

Confirmation: TIW20210389O1637693088118

Submission type: ORIGINAL

Property Tax Bill – Referenda/Resolution Data
for 2021 Taxes, Payable 2022

General Information

Under state law (sec. 74.09(3)(db), Wis. Stats.), if a county, municipality, school district or technical college approves a temporary property tax levy increase by referendum or if a town with a population less than 3,000 approves the increase by resolution at a town meeting, you must display the following information on the current year property tax bill:

- Total amount of the temporary levy increase imposed in the current year
- Total amount of increase applied to the property
- Year the increase no longer applies

13 - 225 Town Village City of Fitchburg , Dane County
(Co-muni Code)

Form Information

Use this form to compile the required information related to the current year's temporary property tax levy increases. Provide your County Treasurer or Real Property Lister with this information for placement on the property tax bill.


- Columns 1, 2 and 5 are displayed on the property tax bill
- Column 4 is used to calculate the amount of the increase applied to each property

Note: You must report each referendum or temporary tax levy increase separately. Include the temporary tax levy increases approved after December 31, 2014 **and** applied in the current year.

Col. 1 Taxing Jurisdiction	Col. 2 Total Temporary Tax Levy Increase Apportioned to Municipality	Col. 3 Total FINAL Assessed Values (Real Estate and Personal Property) Includes Equated Values of Manufacturing Property	Col. 4 Tax Rate Use 9 Places Beyond Decimal (.031675523) <small>(Col. 2 divided by Col. 3)</small>	Col. 5 Year the Increase No Longer Applies
County Taxes				
Town, Village, City Taxes				
School District Taxes				
Oregon (4144)	716,038.56	694,898,300	0.001030422	2038
Madison Metropolitan (3269)	756,613.67	1,766,179,000	0.000428390	2043
Madison Metropolitan (3269)	227,592.22	1,766,179,000	0.000128861	2025
Verona Area (5901)	245,113.00	1,489,134,100	0.000164601	2037
Verona Area (5901)	4,797,734.00	1,489,134,100	0.003221828	2037
Technical College Taxes				

Preparer Information

As the Municipal Clerk, I certify that this form and all attachments are true, correct, and complete to the best of my knowledge and belief.

Name Tracy Oldenburg	Title City Clerk	Email tracy.oldenburg@fitchburgwi.gov
Signature 	Date 12/02/2021	Phone (608) 270 - 4210



Wisconsin Department of Public Instruction

PI-1508 TAX LEVY CERTIFICATION

ss. 24.71, 120.17 (8)

Instructions: This form must be signed in the presence of a notary public, and delivered to the clerk of each municipality having territory within the school district on or before November 10. (Ref Wisconsin Statute s.120.12(3))

2021-2022 School Year

1. Municipal Clerk: TRACY OLDENBURG 2. Municipality: City of Fitchburg
5520 LACY RD
FITCHBURG, WI 53711-5318 3. County: Dane County

The levy is distributed using the same percentage as the equalized valuation.

Table with 3 columns: Description, Entire School District, Portion of School District Lying Within Municipality. Rows include Equalized Valuation, Percent of Entire School District, and Total Levy.

CERTIFICATION

I HEREBY CERTIFY the amount shown on Line 6, Column 2, above, to be assessed against the taxable property of that portion of the school district lying within the municipality, as required by s. 120.17 (8). The state superintendent, pursuant to s. 121.06, has certified to me the equalized valuations shown on Line 4, which I have used to determine the portion of the school district levy to be paid by the municipality.

Form with fields for Name of School District, School District Clerk, Signature of School District Clerk, and Signature of Notary Public.

NOTARY SEAL

Wisconsin Statutory References: s.120.17(8) s.120.44 s.121.06(2)

Mail tax settlement to: District Administrator Madison Metropolitan School District 545 W Dayton St Madison, WI 53703-1967



Wisconsin Department of Public Instruction

PI-1508 TAX LEVY CERTIFICATION

ss. 24.71, 120.17 (8)

Per §74.09(3)(db) a school board is required to separately report any tax levies that exceed its annual revenue limit as a result of a successful referendum to exceed the limit on a non-permanent basis. State law requires the levies associated with all debt and non-recurring operation referendums passed after December 31, 2014 to be listed separately. The property tax bill must also include the year in which the non-permanent referendum to exceed the revenue limit no longer applies.

2021-2022 School Year

List of approved 2021-2022 debt and non-recurring operating referenda which will allow the district to exceed its revenue limit on a non-permanent basis.

Municipal Clerk: TRACY OLDENBURG
5520 LACY RD
FITCHBURG, WI 53711-5318
Municipality: City of Fitchburg
County: Dane County
School District: Madison Metropolitan (3269)
School District Clerk: Nicki Vander Meulen

Table with 8 columns: Referenda ID, Vote Date, Type, Year Expires, Total Referendum Amount, 2021-2022 Levy Amount due to Referendum, Percent of Entire School District, 2021-2022 Amount due to Referendum for Taxation District. Rows include RF-4990 and RF-3568.



Instructions: This form must be signed in the presence of a notary public, and delivered to the clerk of each municipality having territory within the school district on or before **November 10**.

(Ref Wisconsin Statute s.120.12(3))

2021-2022 School Year

1. Municipal Clerk: TRACY OLDENBURG
5520 LACY RD
FITCHBURG, WI 53711-5318
2. Municipality: City of Fitchburg
3. County: Dane County

The levy is distributed using the same percentage as the equalized valuation.

Table with 3 columns: Description, Entire School District, Portion of School District Lying Within Municipality. Rows include Equalized Valuation, Percent of Entire School District, and Total Levy.

CERTIFICATION

I HEREBY CERTIFY the amount shown on Line 6, Column 2, above, to be assessed against the taxable property of that portion of the school district lying within the municipality, as required by s. 120.17 (8).

Notary Public section with fields for Name of School District, School District Clerk, Signature of School District Clerk, Signature of Notary Public, Signed before me this date, and My Commission Expires.

NOTARY SEAL

Wisconsin Statutory References: s.120.17(8), s.120.44, s.121.06(2)

Mail tax settlement to: District Administrator, Oregon School District, 123 E Grove St, Oregon, WI 53575



Wisconsin Department of Public Instruction

PI-1508 TAX LEVY CERTIFICATION

ss. 24.71, 120.17 (8)

Per §74.09(3)(db) a school board is required to separately report any tax levies that exceed its annual revenue limit as a result of a successful referendum to exceed the limit on a non-permanent basis. State law requires the levies associated with all debt and non-recurring operation referendums passed after December 31, 2014 to be listed separately. The property tax bill must also include the year in which the non-permanent referendum to exceed the revenue limit no longer applies.

2021-2022 School Year

List of approved 2021-2022 debt and non-recurring operating referenda which will allow the district to exceed its revenue limit on a non-permanent basis.

Municipal Clerk:	TRACY OLDENBURG	Municipality:	City of Fitchburg	School District:	Oregon (4144)
	5520 LACY RD	County:	Dane County	School District Clerk:	Ahna Bizjak
	FITCHBURG, WI 53711-5318				

Referenda ID	Vote Date	Type	Year Expires	Total Referendum Amount	2021-2022 Levy Amount due to Referendum	Percent of Entire School District	2021-2022 Amount due to Referendum for Taxation District
RF-4682	11/6/2018	Issue Debt	2038	\$44,900,000	\$3,794,943.76	18.868225827%	\$716,038.56



Wisconsin Department of Public Instruction

PI-1508 TAX LEVY CERTIFICATION

ss. 24.71, 120.17 (8)

Instructions: This form must be signed in the presence of a notary public, and delivered to the clerk of each municipality having territory within the school district on or before November 10.

(Ref Wisconsin Statute s.120.12(3))

2021-2022 School Year

1. Municipal Clerk: TRACY OLDENBURG
5520 LACY RD
FITCHBURG, WI 53711-5318

2. Municipality: City of Fitchburg

3. County: Dane County

The levy is distributed using the same percentage as the equalized valuation.

4. Equalized Valuation (TID Out) Tax Apportionment (October Certification)

5. Percent of Entire School District

6. Total Levy

Entire School District

Column 1

\$5,112,023,277.00

100%

\$64,615,973.00

Portion of School District Lying Within Municipality

Column 2


\$1,329,808,184.00

26.013344%

\$16,808,775.00

CERTIFICATION

I HEREBY CERTIFY the amount shown on Line 6, Column 2, above, to be assessed against the taxable property of that portion of the school district lying within the municipality, as required by s. 120.17 (8). The state superintendent, pursuant to s. 121.06, has certified to me the equalized valuations shown on Line 4, which I have used to determine the portion of the school district levy to be paid by the municipality.



NOTARY SEAL

Form with fields for Name of School District, School District Clerk, Signature of School District Clerk, Signature of Notary Public, and Signed before me this date.

Wisconsin Statutory References: s.120.17(8) s.120.44 s.121.06(2)

Mail tax settlement to: District Administrator, Verona Area School District, 700 N Main St, Verona, WI 53593-1153



Wisconsin Department of Public Instruction

PI-1508 TAX LEVY CERTIFICATION

ss. 24.71, 120.17 (8)

Per §74.09(3)(db) a school board is required to separately report any tax levies that exceed its annual revenue limit as a result of a successful referendum to exceed the limit on a non-permanent basis. State law requires the levies associated with all debt and non-recurring operation referendums passed after December 31, 2014 to be listed separately. The property tax bill must also include the year in which the non-permanent referendum to exceed the revenue limit no longer applies.

2021-2022 School Year

List of approved 2021-2022 debt and non-recurring operating referenda which will allow the district to exceed its revenue limit on a non-permanent basis.

Municipal Clerk: TRACY OLDENBURG
5520 LACY RD
FITCHBURG, WI 53711-5318

Municipality: City of Fitchburg
County: Dane County

School District: Verona Area (5901)
School District Clerk: ~~Kristina Navarro-Haffner~~
JENNIFER MURPHY

Referenda ID	Vote Date	Type	Year Expires	Total Referendum Amount	2021-2022 Levy Amount due to Referendum	Percent of Entire School District	2021-2022 Amount due to Referendum for Taxation District
RF-4208	4/4/2017	Issue Debt	2037	\$18,520,000	\$942,259.00	26.013343679%	\$245,113.00
RF-4207	4/4/2017	Issue Debt	2037	\$162,760,000	\$18,443,356.00	26.013343679%	\$4,797,734.00

State and County Apportionment Form

Year 2021 CoMuni Code 13225 Account Number 0389 CITY OF FITCHBURG

A. STATE TAXES (Apportioned TID IN)		
1. Aggregate amount of state tax (use this amount to calculate state tax rate)		\$0.00
B. COUNTY TAXES (Apportioned TID OUT)		
B1. Portion of state special charges on county:		
2. Charitable and penal		\$-126.10
3. Other state special charges		\$0.00
4. SUBTOTAL - Section B1 (enter on Statement of Taxes (SOT), Line B1)		\$-126.10
B2. Other county taxes levied on entire town, village or city		
5. Health		\$762,629.39
6. Library (sec. 43.12, Wis. Stats.)		
7. County Bridge Aid (sec. 82.08(2), Wis. Stats.)		
8. Sanitation		
9. Children with Disabilities Education Boards (on entire town,village or city) (sec.121.135, Wis. Stats.)		
10. Property taxes charged back (sec. 74.41 & 74.42, Wis. Stats.)		
11. Countywide EMS		
12. Other (describe) :		
13. All other county taxes (levied on every town, village, and city)		\$9,443,715.31
14. County Sales Tax Credit		
15. SUBTOTAL - Section B2 Taxes to be levied on entire municipality (enter on SOT, Line B2)		\$10,206,344.70
B3. County taxes levied on part of town, village or city (enter on SOT, line B3)		
16. Children with Disabilities Education Boards		\$0.00
17.		
18.		
19.		
20.		
21. TOTAL NET COUNTY TAXES (sum of Secs. B1-B3) (for county tax rate)		\$10,206,218.60
C. SPECIAL DISTRICT TAXES		
22. Special district code:NA	Amount levied	\$0.00
23. Special district code:NA	Amount levied	\$0.00
D. TOWN, VILLAGE OR CITY TAXES		
D1. Other state special charges		
24. Other:		
25. Other:		
26. SUBTOTAL - Section D1 (enter on SOT, Line D4)		\$0.00
D2. County Special Charges:		
27. Illegal real estate charged back (sec. 70.74(2), Wis. Stats.)		\$0.00
28. Highways and bridges (sec. 83.03, Wis. Stats.)		\$0.00
29. Highway aid (sec. 83.14, Wis. Stats.)		\$0.00
30.		
31.		
32.		
33.		
34. SUBTOTAL - Section D2 (enter on SOT, Line D5)		\$0.00
35. TOTAL - ALL TAXES AND CHARGES - sum of Secs. A-D		\$10,206,218.60

2021

**Madison Area Technical College
Tax Levy Certification
2021-2022 Fiscal Year**

1. Municipal Clerk:	TRACY OLDENBURG 5520 LACY RD FITCHBURG, WI 53711-5318	2. Municipality:	CITY OF FITCHBURG
		3. County:	DANE

	Entire Technical College District	Portion of Technical College District Within County	Portion of Technical College District Within Municipality
4. Equalized Valuation (TID Out) Tax Apportionment (October Certification)	\$99,188,787,104	\$72,322,114,923	\$3,528,896,200
5. Percentage of Entire Technical College District	100.000000%	72.913599%	3.557757185%
6. Total Levy	\$80,021,085.00	\$58,346,253.34	\$2,846,955.90

varies from PC-202
by 1 cent


CERTIFICATION

I HEREBY CERTIFY the amount shown on Line 6, column 3, above, to be assessed against the taxable property of that portion of the Technical College District lying within the municipality, as required by s.38.16(1): Annually by October 31, or within 10 days after receipt of the equalized valuations from the department of revenue, whichever is later, the district board may levy a tax on the full value of the taxable property of the district for the purposes of making capital improvements, acquiring equipment, operating and maintaining the schools of the district, and paying principal and interest on valid bonds or notes now or hereafter outstanding as provided in s. 67.035. The district board secretary shall file with the clerk of each city, village and town, any part of which is located in the district, a certified statement showing the amount of the levy and the proportionate amount of the tax to be spread upon the tax rolls for collection in each city, village and town. Such proportion shall be ascertained on the basis of the ratio of full value of the taxable property of that part of the city, village or town located in the district to the full value of all taxable property in the district, as certified to the district board secretary by the department of revenue. Upon receipt of the certified statement from the district board secretary, the clerk of each city, village and town shall spread the amounts thereof upon the tax rolls for collection. When the taxes are collected, such amounts shall be paid by the treasurer of each city, village and town to the district board treasurer.

As the Board Secretary of the Technical College District of the State of Wisconsin listed here do hereby certify the amount shown on Line 6, column 3, above, was voted on and authorized at the District Board meeting held on the 6th day of October, 2021.

Technical College District Name: MADISON AREA TECHNICAL COLLEGE

**Technical College District
Board Secretary:**



MELANIE LICHFIELD



State of Wisconsin • DEPARTMENT OF REVENUE

DIVISION OF STATE AND LOCAL FINANCE • BUREAU OF LOCAL GOVERNMENT SERVICES • 2135 RIMROCK RD MADISON, WI 53713

Mailing Address:
PO Box 8971 #6-97
Madison WI 53708-8971
Fax: (608) 264-6887
lgs@wisconsin.gov

November 19, 2021

TRACY OLDENBURG
CITY OF FITCHBURG
5520 LACY RD
FITCHBURG WI 53711-5318

Notice of School Levy Tax Credit and Major State Aids 2021 Property Tax Bills Payable in 2022

Notice Information

Under state law, the Wisconsin Department of Revenue (DOR) is providing the **estimated** school levy tax credit and other major state aids your local government will receive in 2022 (sec. 79.10(2)(a), Wis. Stats.). Your local government must use these amounts to generate your 2021 full disclosure property tax bills.

District	CITY OF FITCHBURG	County	DANE	District code	13-225
-----------------	-------------------	---------------	------	----------------------	--------

Estimate Summary

Review the estimate information below and provide this information to your property tax bill preparer.

School Levy Tax Credit		
2021 school levy tax credit – <i>to be distributed on July 25, 2022</i>		\$6,458,305.87
Estimate of Major State Aids – <i>allocated to your district</i>		
Taxing Jurisdiction	Prior Tax Year 2020 Estimated Aids	Current Tax Year 2021 Estimated Aids
COUNTY OF DANE	\$510,266	\$580,100
CITY OF FITCHBURG	\$2,684,749	\$2,976,780
OREGON (134144)	\$4,370,249	\$5,171,448
VERONA AREA (135901)	\$6,405,745	\$7,934,657
MADISON METROPOLITAN (133269)	\$4,504,715	\$4,957,443
MADISON AREA (000400)	\$2,545,549	\$2,809,557
Total Estimated Major State Aids	\$21,021,273	\$24,429,985

Contact Information

If you have questions, contact us at (608) 266-8618, (608) 261-5167 or lgs@wisconsin.gov.

WISCONSIN DEPARTMENT OF REVENUE
 NOTICE OF EQUALIZED VALUE SCHOOL TAX RATE
 USE FOR 2021 FIRST DOLLAR CREDIT CALCULATION

NOVEMBER 18, 2021

TRACY OLDENBURG
 CITY OF FITCHBURG
 5520 LACY RD
 FITCHBURG, WI 53711-5318

COMUN CODE	COUNTY	TAX DISTRICT NAME
-----	-----	-----
13225	DANE	CITY OF FITCHBURG

SCHOOL CODE	SCHOOL DISTRICT	EQUALIZED VALUE SCHOOL TAX RATE	MAXIMUM CREDIT VALUE	MAXIMUM FIRST DOLLAR CREDIT
-----	-----	-----	-----	-----
133269	SCH D OF MADISON METROPOLITAN	.011395944	7,500	85.47
134144	SCH D OF OREGON	.010395058	7,500	77.96
135901	SCH D OF VERONA AREA	.012640000	7,500	94.80

FOR MORE INFORMATION, CONTACT:

LOCAL GOVERNMENT SERVICES BUREAU
 WISCONSIN DEPARTMENT OF REVENUE
 MADISON, WI 53708-8971

LGS@WISCONSIN.GOV 608-266-9457
 608-266-0772

WISCONSIN DEPARTMENT OF REVENUE
 NOTICE OF EQUALIZED VALUE SCHOOL TAX RATE
 USE FOR 2021 LOTTERY CREDIT CALCULATION

NOVEMBER 17, 2021

TRACY OLDENBURG
 CITY OF FITCHBURG
 5520 LACY RD
 FITCHBURG, WI 53711-5318

COMUN CODE	COUNTY	TAX DISTRICT NAME
-----	-----	-----
13225	DANE	CITY OF FITCHBURG

SCHOOL CODE	SCHOOL DISTRICT	EQUALIZED VALUE SCHOOL TAX RATE	MAXIMUM CREDIT VALUE	MAXIMUM LOTTERY CREDIT
-----	-----	-----	-----	-----
133269	SCH D OF MADISON METROPOLITAN	.011395944	26,600	303.13
134144	SCH D OF OREGON	.010395058	26,600	276.51
135901	SCH D OF VERONA AREA	.012640000	26,600	336.22

FOR MORE INFORMATION, CONTACT:

LOCAL GOVERNMENT SERVICES BUREAU
 WISCONSIN DEPARTMENT OF REVENUE
 MADISON, WI 53708-8971

LGS@WISCONSIN.GOV 608-266-9457
 608-266-0772

Wisconsin Department of Revenue
 2021 Statement of Changes in Tax Incremental Districts (TIDs) Value

CUR YR	MUNI	MUNI NAME	SCHOOL TID #	SCHOOL DISTRICT	BASE VAL	CURR VAL	INCREMENT VAL	PREV YR VAL	DOLLAR CHANGE	PERCENT CHG
2021	225	Fitchburg	004	3269	\$ 45,812,400.00	\$ 223,753,600.00	\$ 177,941,200.00	\$ 238,660,000.00	\$ (14,906,400.00)	-6
2021	225	Fitchburg	004	4144	\$ 3,331,600.00	\$ 45,946,600.00	\$ 42,615,000.00	\$ 40,142,500.00	\$ 5,804,100.00	14
2021	225	Fitchburg	006	5901	\$ 86,800,800.00	\$ 198,236,700.00	\$ 111,435,900.00	\$ 225,050,900.00	\$ (26,814,200.00)	-12
2021	225	Fitchburg	009	5901	\$ 46,009,600.00	\$ 151,815,000.00	\$ 105,805,400.00	\$ 94,574,300.00	\$ 57,240,700.00	61
2021	225	Fitchburg	010	3269	\$ 42,872,500.00	\$ 74,053,300.00	\$ 31,180,800.00	\$ 75,972,400.00	\$ (1,919,100.00)	-3
2021	225	Fitchburg	011	4144	\$ 436,200.00	\$ 391,000.00	\$ (45,200.00)	\$ 393,400.00	\$ (2,400.00)	-1
2021	225	Fitchburg	012	3269	\$ 128,183,100.00	\$ 133,078,800.00	\$ 4,895,700.00	\$ 129,811,100.00	\$ 3,267,700.00	3
2021	225	Fitchburg	012	4144	\$ 6,900.00	\$ 83,746,100.00	\$ 83,739,200.00	\$ 40,043,100.00	\$ 43,703,000.00	109
2021	225	Fitchburg	013	4144	\$ 16,139,100.00	\$ 29,973,500.00	\$ 13,834,400.00	\$ 5,436,900.00	\$ 24,536,600.00	451
					\$ 369,592,200.00	\$ 940,994,600.00	\$ 571,402,400.00	\$ 850,084,600.00	\$ 90,910,000.00	



Division of Transportation Investment Management
 Bureau of Transit, Local Roads, Railroads & Harbors
 PO Box 7913
 Madison, WI 53707-7913

Tony Evers, Governor
Craig Thompson, Secretary
 Internet: www.wisconsin.gov

Telephone: 608-266-0649
 FAX: 608-267-0294
 Email: Caroline.Russell1@dot.wi.gov

December 21, 2021

CVT Code: 13225

MISTY DODGE
 CITY OF FITCHBURG
 5520 LACY RD
 FITCHBURG, WI 53711

Subject: Calendar Year 2022 FINAL CALCULATION - General Transportation Aids & Connecting Highway Aids

Dear Local Government Representative:

The 2022 Final Calculation Summary below is for General Transportation Aids (GTA) and Connecting Highway Aids (CHA) based on WisDOT's current calculations. Estimate calculations are released in October and final calculations in December.

<u>2022 FINAL CALCULATION SUMMARY</u>	
General Transportation Aids amount:	\$1,829,292.33
Net Total:	\$1,829,292.33
Payment Method: Direct deposit to your local government Investment Pool account	
*** PLEASE KEEP YOUR BANKING INFORMATION UPDATED ***	

Aid payments are disbursed to municipalities in four equal payments on the first Monday in January, April, July, and October. Counties receive 25% of their annual payment in January and October and 50% in July; there is no April payment. The GTA calculation process is based directly on the data your local government provided to the Department of Revenue (DOR) in its annual Municipal Financial Report form in addition to the centerline miles reported to WisDOT in its annual plat submittal. Connecting highways are marked State Trunk Highways through your community. Your 2022 CHA reflects the lane mileage data as of December 31, 2020.

A Calculation Detail Sheet is available for each local government on the GTA home page at <http://wisconsin.gov/Pages/doing-bus/local-gov/astnce-pgms/highway/gta.aspx>

This is your official notice of your local government's GTA and CHA aids for calendar year 2022. Your treasurer will be notified when quarterly GTA and CHA payments are made. All local governments must submit complete and timely Financial Report forms to DOR each year. How costs are reported and whether or not the forms are filed on time may have an impact on future GTA payments.

For questions regarding your GTA/CHA estimate or payments, visit the Programs for Local Government home page at <http://wisconsin.gov/Pages/doing-bus/local-gov/astnce-pgms/highway/default.aspx> and choose GTA or CHA. For further questions, contact the appropriate department:

- GTA and CHA aid questions: Caroline M. Russell Bruce, WisDOT, 608-266-0649, Caroline.Russell1@dot.wi.gov
- Banking changes: Lynn Oldenburg, Dept. of Revenue, 608-266-2569, lynn.oldenburg@wisconsin.gov
- Name, address, and email changes: Lynn Oldenburg, Dept. of Revenue, 608-266-2569, lynn.oldenburg@wisconsin.gov
- Cost reporting questions: Kathleen Springhorn, Dept. of Revenue Local Government Services, 608-261-5341, lgs@wisconsin.gov

Sincerely,

Caroline M. Russell Bruce
 General Transportation Aids Program Manager
 WisDOT | Division of Transportation Investment Management | Bureau of Transit, Local Roads, Railroads and Harbors
Caroline.Russell1@dot.wi.gov | 608.266.0649 | [WisDOT GTA](#) | [WisDOT TAS](#)

CALENDAR YEAR 2022 FINAL GTA CALCULATION

Note: Counties are not eligible to be factored as a Rate per Mile calculation.

INPUT GTA FIGURES:

CVT Code: 13225	NAME:	CITY OF FITCHBURG
		DANE COUNTY
6-Year Average Cost(2015-2020):	\$11,760,581.98	Mileage as of 01/01/2020: 130.45
3-Year Average Cost(2018-2020):	\$15,635,761.91	Mileage as of 01/01/2021: 134.45
2020 Submitted Costs:	\$25,725,869.60	2021 Aids: \$1,590,688.98

CALCULATION STEPS:

1. Calculate Preliminary Share of Costs (SOC) and Rate Per Mile (RPM)

SHARE OF COSTS

(6-Year Average Costs x SOC Percentage) = SOC Amount

6-Year Average Cost:	\$11,760,581.98
SOC Percentage:	16.4945%
SOC Amount:	\$1,939,850.62

RATE PER MILE (Municipalities only)

(Mileage x Rate Per Mile) = RPM Amount

Mileage as of 01/01/2021:	134.45
Rate Per Mile:	\$2,681.00
RPM Amount:	\$360,460.45

2. Determine Preliminary Amount (Greater of SOC or RPM Amount)

Note: RPM Amount is not applicable to counties

SOC Preliminary Amount:	\$1,939,850.62
--------------------------------	----------------

3. Calculate Minimum and Maximum Adjustments

<u>SHARE OF COSTS</u>
Maximum = No greater than 115% of previous year aid payment
Minimum = Eligible for no less than 90% of previous year aid payment

<u>RATE PER MILE</u>
Maximum = No Maximum Payment Amount
Minimum = Eligible for no less than 90% of previous year aid payment adjusted for any increase or decrease of certified mileage

% Change in Certified Miles:	N/A
Minimum 2022 Cushion:	\$1,431,620.08
Maximum 2022 Cushion:	\$1,829,292.33

Adjustment Amount:	-\$110,558.29
Adjustment Type:	Maximum Cushion
2022 Adjusted Amount:	\$1,829,292.33

4. Apply Cost Cap(Municipalities ONLY)

No municipality may receive more than 85% of its 3-year average costs. If the Adjusted Amount above exceeds the 85% Cost Cap, the Payable Amount is reduced accordingly.

3-Year Average Cost:	\$15,635,761.91
85% Cost Cap:	\$13,290,397.62

Cost Cap Reduction Amount:	\$0.00
Payable Amount:	\$1,829,292.33

5. Apply Filing Penalty

Penalty is applied to Payable Amount if DOR Financial Report is filed late or not filed at all.

Filing Penalty Descriptions:	N/A	Filing Penalty Amount:	\$0.00
-------------------------------------	-----	-------------------------------	--------

FINAL GTA AMOUNT: \$1,829,292.33

Find the description of the calculation process and data definitions on the GTA home page at: <http://wisconsin.gov/Documents/doing-bus/local-gov/astnce-pgms/highway/gta-glossary.pdf>

Department and Item Description	Duration/Unit	2021 Fee Schedule	2022 Approved	Ordinance Ref.	Notes
ADMINISTRATION DEPARTMENT					
Adult Entertainment Licenses					
				Chapter 62	
New or Renewal License	Annual	\$500.00	\$500.00		
<i>Late fee after July 1</i>		\$200.00	\$200.00		
Animal Licenses					
				Chapter 56	
Cat License	Annual	\$7.00	\$7.00	56-26 through 56-29	
<i>Neutered or Spayed</i>	Annual	\$5.00	\$5.00		
Dog License	Annual	pass thru + \$6.25 (\$18.75 + \$6.25 = \$25.00)	pass thru + \$6.25 (\$18.75 + \$6.25 = \$25.00)	56-25, 56-27 to 56-30	R-213-19
<i>Neutered or Spayed</i>	Annual	pass thru + \$6.25 (\$13.75 + \$6.25 = \$20.00)	pass thru + \$6.25 (\$13.75 + \$6.25 = \$20.00)		R-213-19
<i>Late fee after March 31</i>	Each	\$5.00	\$5.00		
Multiple Dog License	Annual	pass thru + \$16.75 (\$43.25 + \$16.75 = \$60.00)	pass thru + \$16.75 (\$43.25 + \$16.75 = \$60.00)	56-30	R-213-19
Assessment Searches					
	Each	\$40.00	\$40.00		
<i>(all requests are replied to in writing)</i>					
Bartender's License (see liquor license)					
Basketball Hoop Permits					
	Yearly	\$30.00	\$30.00		
Business Licenses - Permanent Merchants					
Business List	As requested	\$25.00	\$25.00		This has never been listed in the past
Cigarette License	Annual	\$100.00	\$100.00	Chapter 58	
Fireworks License (for small temporary stands)	Each Season	\$30/season	\$30/season	44-759 to 44-764	
Hotel/Motel License					
				Chapter 10	
<i>Hotel/Motel Room License</i>	Initial	\$50.00	\$50.00	10-274	
<i>Short-Term Rental License</i>	Annual	\$100.00	\$100.00	10-284(f)	R-14-20
<i>(Renewal or Issuance of suspended or revoked License)</i>	As needed	\$50.00	\$50.00	10-277	
<i>(Quarterly Tax Return late filing fee)</i>	Quarterly (if late)	\$25.00	\$25.00	10-255	
<i>(Room tax not paid within 30 days)</i>	A forfeiture of 25% of the room tax due for the previous year, or \$5,000, whichever is less, of the tax imposed, is due and owing if room tax is not paid within 30 days after due date of return. In addition to this forfeiture, unpaid taxes bear interest at 1% per month from the due date of the return until the first day of the month following the month in which tax is paid or deposited with the City (Ord. 2.17(13))				
Hotel/Motel Room Tax Rate		7%	7%		
<u>Payments to Other Entities:</u>					
<i>Fitchburg Chamber of Commerce</i>		70% (statute)	70% (statute)		
<i>City of Fitchburg Administration</i>		7%	7%		
<i>CEDA - General</i>		23%	23%		
Massage License					
Massage Establishment License	Initial Application Fee	\$250.00	\$250.00	Chapter 62	

Department and Item Description	Duration/Unit	2021 Fee Schedule	2022 Approved	Ordinance Ref.	Notes
ADMINISTRATION DEPARTMENT					
Message Technician or Manager License	Each	\$50.00	\$50.00		
Mobile Home License					
Mobile Home Court Annual License	Annual for each 50 lots or fraction thereof	\$250.00	\$250.00	Chapter 32	
Initial Application Fee for New Mobile Home Park	Initial Application Fee	\$500.00	\$500.00		
Transfer Fee of Park License to Another Owner	Whenever Sold	\$250.00	\$250.00		
Temporary Mobile Home Permit(Seasonal, Emergency, etc.)	As Needed	\$25.00	\$25.00		
Monthly Parking Fees	See Ordinance for Collection Procedures				
Second Hand Dealer/Pawn Brokers					
Second-Hand Article Dealer	Annual	\$100.00	\$100.00		
Second-Hand Jewelry Dealer	Annual	\$500.00	\$500.00		
Flea Market License Fee	Annual	\$250.00	\$250.00		
Special Event Second-Hand Dealer Flea Market License	No More Than 3 Consecutive Days	\$75.00	\$75.00		
Pawnbroker License	Annual	\$500.00	\$500.00		
Sales on Public Streets					
Street Vendor License, yearly	Annual	\$150.00	\$150.00	Chapter 67	
Street Vendor License, monthly	Monthly	\$50.00	\$50.00		
Liquor License					
Retail "Class A" Liquor	Annual	\$500.00	\$500.00	Chapter 60 60-27 through 60-40	
Retail "Class B" Liquor	Annual	\$500.00	\$500.00	60-27 through 60-40	
Retail "Class B" Liquor Reserve	Initial Application Fee/Annual	\$10,000 initial fee and \$500/yearly	\$10,000 initial fee and \$500/yearly	60-27 through 60-40	Pays \$10,000 for each New Owner of License, plus \$500 per Year
Reserve "Class B" Economic Grant	No Longer Refundable	No Longer Refundable in accordance to State Statute	No Longer Refundable in accordance to State Statute	60-27 through 60-40	
Class "C" Wine	Annual	\$100.00	\$100.00	60-27 through 60-40	
Class "A" Beer	Annual	\$250.00	\$250.00	60-27 through 60-40	
Class "B" Beer	Annual	\$100.00	\$100.00	60-27 through 60-40	
Pro-Rating for Above Licenses	<i>All the above license fees EXCEPT FOR THE INTITIAL \$10,000 ISSUANCE FEE FOR "CLASS B" RESERVE LIQUOR shall be prorated according to the number of months or fraction thereof for which the license is issued.</i>				
Special (Picnic) Class "B"	Per Event	\$10.00	\$10.00		
Temporary Class "B"	Any 6 Month Period	\$50.00	\$50.00	60-72 60-72	

Department and Item Description	Duration/Unit	2021 Fee Schedule	2022 Approved	Ordinance Ref.	Notes
ADMINISTRATION DEPARTMENT					
Liquor License (continued)					
Temporary "Class A" or "Class B"	Any 6 Month Period	\$250.00	\$250.00	60-599	
Provisional Retail (person has not completed beverage class)	60 Days	\$15.00	\$15.00	60-600	
Wholesalers	Annual	\$25.00	\$25.00		
Change of Agent	Each	\$10.00	\$10.00	60-250, 60-251	
Late Filing Fee for Applications Received After April 15th	Each	\$250.00	\$250.00	60-40(11)	
Renewal Liquor License Publication Fee	Yearly	\$75.00	\$75.00	60-69, 60-605, 606	
Publication Cost for Late Filing Fee After April 15th	Each	\$100.00	\$100.00	60-73	
New Liquor License Publication Fee	Each	\$75.00	\$75.00		
Operator's Licenses (Bartenders)	Bi-Annual	\$70.00	\$70.00	60-27	renewable in odd# years
Provisional Operator's License	As Needed to Allow to Take Class	\$10.00	\$10.00	60-563 and 60-600	
Provisional Operator's License Renewal (additional 60 days)	As Needed to Allow to Take Class	\$15.00	\$15.00		
Temporary Operator's License	As needed	\$10.00	\$10.00	60-599	for picnics, special events, etc.
Transfer of Retail License to Another Premise (by Same Owner)	As needed	\$10 and \$100 for "new" publication fee, if for site not previously licensed	\$10 and \$100 for "new" publication fee, if for site not previously licensed	60-98 through 60-99	
Non-Sufficient Funds Check Handling Charge					
	Per Check	\$25.00			
Public Records Search					
Cost to Locate Record	As needed	Actual cost if exceeds \$50	Actual cost if exceeds \$50	12-24 through 12-26	
Cost to Mail Records/Copies	As needed	Actual Cost	Actual Cost	12-24 through 12-26	
Prepayment of Fees	As needed	Prepayment required if more than \$5.	Prepayment required if more than \$5.	12-24 through 12-26	
Copies	Per Page	\$0.15	\$0.15		
Labels	Per Sheet	n/a	n/a		
Pre-Formatted GIS Maps					
Comprehensive Plan	Plan on CD	\$10.00	\$10.00		
Laser Jet Printer 8 1/2 x 11 (black & white)	Per Page	\$0.30	\$0.30		
Laser Jet Printer 8 1/2 x 11 (color)	Per Page	\$1.00	\$1.00		
Laser Jet Printer 11 x 17 (black & white)	Per Page	\$0.50	\$0.50		
Laster Jet Printer 11 x 17 (color)	Per Page	\$2.00	\$2.00		
Plotter 18 x 18	Per Page	\$10.00	\$10.00		
Plotter 36 x 36	Per Page	\$30.00	\$30.00		
Plotter 36 x 43	Per Page	\$35.00	\$35.00		
<i>All Pre-Formatted Plotter Maps are in Color</i>					
Special Projects Billed on Time and Material	Per Project	1 hour labor minimum	1 hour labor minimum		
Scan Fee if Not Electronically Submitted Documents		\$50.00	\$50.00		
Recording Fees (Register of Deeds fees as of May 2010)					
	Per Document	\$30.00	\$30.00		
Sound Permits					
	Per Event	\$60.00	\$60.00	74-121 through 74-131	filing required 30 days in advance
Special Council Meeting for License, Permit or Other Action					
	Per Time	\$350.00	\$350.00		

Department and Item Description	Duration/Unit	2021 Fee Schedule	2022 Approved	Ordinance Ref.	Notes
ADMINISTRATION DEPARTMENT					
Street Use Permit	Less Than 3 Blocks	\$30.00	\$30.00	Chapter 27	filing required 30 days in advance
Special Events - Large Scale Street Use Events (includes Sound Permit)	More Than 3 Blocks	\$150.00	\$150.00	Chapter 27	filing required 60 days in advance
Large Scale Festival Events (Includes Sound Permit)		\$150.00	\$150.00	54-26	filing required 60 days in advance
Subscription Requests					
<i>Full Council Packet</i>	Per Request	\$250/yr	\$250/yr		
<i>City Council Agendas Only</i>	Per Request	\$20/yr	\$20/yr		
<i>All Committees/Commission Agendas (Includes City Council but not Plan Commission)</i>	Per Request	\$100/yr	\$100/yr		
<i>Plan Commission (Agendas & Minutes)</i>	Per Request	\$50/yr	\$50/yr		
<i>Specific Committee/Commission (Not Plan Commission)</i>	Per Request	\$30/yr	\$30/yr		
NOTE: All packets and agendas are now available through the City Webpage					

Department and Item Description	Duration/Unit	2021 Fee Schedule	2022 Approved	Ordinance Ref.	Notes
Court					
Cost for Transcript on Appeal	As Required	\$10.00	\$10.00	18-178 through 18-184	
For Fines and Forfeiture Amounts Refer to Chapter 70					

Department and Item Description	Duration/Unit	2021 Fee Schedule	2022 Approved	Ordinance Reference	Notes
Planning & Development					
Parkland Improvement Fees					
Fee in lieu of Land Dedication (not including TND)	Per Dwelling Unit	\$4,330.00	\$4,330.00	24-2(d)(2)(e)	
TND T2 and T3 Ordinance Fee in lieu of Land Dedication	Per Dwelling Unit	\$4,330.00	\$4,330.00	24-2(d)(2)(e)	
TND T4 Ordinance Fee in lieu of land dedication	Per Acre	\$65,000.00	\$65,000.00	24-2(d)(2)(e)	
TND T5 Ordinance Fee in lieu of land dedication	Per Acre	\$65,000.00	\$65,000.00	24-15(d)(5), 22-647(2)	
Park Improvement Single Family Residential	Per Dwelling Unit	\$670.00	\$670.00	24-15(d)(5), 22-647(2)	
Park Improvement Two-Family Residential	Per Dwelling Unit	\$335.00	\$335.00	24-15(d)(5), 22-647(2)	
Park Improvement Multi-Family Residential	Per Dwelling Unit	\$160.00	\$160.00	24-15(d)(5), 22-647(2)	
Fee in lieu of Street Frontage for Parkland					
	As Required	\$-0- (eliminated)	\$-0- (eliminated)	24-15(e), 22-647(3)	removed via R-186-18
Planning Commission					
Certified Survey Fees	Upon Application	\$590 + \$160/parcel	\$590 + \$160/parcel	24-15(c)(1)	
Comprehensive Development Plan	Upon Application	\$315 + \$95/parcel	\$315 + \$95/parcel	24-15(b)	
Comprehensive Development Plan Amendment	Upon Application	\$465	\$465		
Subdivider to pay all consulting and legal fees incurred by the City as stated in Ordinance 24-15(c)(2)					
Preliminary Plat, and Contract Fee	Upon Application	\$575 + \$180/parcel	\$575 + \$180/parcel	24-15(b)(1)	
Final Plat	Upon Application	\$575 + \$120/parcel	\$575 + \$120/parcel	24-15(b)(1)	
Subdivider to pay all engineering, inspection, consulting & legal fees as stated in Ordinance 24-15(b)(2)					
Payment Guarantee of Fees	Upon Application	\$545 + \$165/parcel	\$545 + \$165/parcel	24-15(b)(3)	
Zoning Fees (Publication &/or Public Hearing Costs)	As Requested				
Board of Appeals	As Requested	\$585.00	\$585.00		
Conditional Use Permits	As Requested	\$480.00	\$480.00	22-640(b)(2)	
PDD-GIP	As Requested	\$900.00	\$900.00		
PDD-SIP	As Requested	\$875.00	\$875.00		
Re-Zoning Request	As Requested	\$620.00	\$620.00		
Re-Zoning/Conditional Use	As Requested	\$770.00	\$770.00		
Telecommunications Facilities Permit	As Required	\$465.00	\$465.00	64-48(d)	
Sign Permit					
Temporary	As Required	\$41.00	\$41.00	26-34	
All signs except temporary and exempt signs	As Required	\$1.95/sq ft or faction thereof with a minimum of \$82	\$1.95/sq ft or faction thereof with a minimum of \$82	26-34	
Zoning Fee					
Zoning Verification Letters (New in 2014)	See Building Inspection Schedule				
	Per Request	\$35.00	\$35.00		

Department and Item Description	Duration/Unit	2021 Fee Schedule	2022 Approved	Ordinance Ref.	Notes
Building Inspection				CHAPTER 35	
Group I - Residential buildings in which families or household live, rooming houses, residential garages and storage sheds (this group does not include hotels, motels or institutional buildings)					
Group II - General Professional Offices, barber shops, beauty parlors, bowling alleys, dry-cleaning establishments, clinics, natatoriums, shelters, hotels and motels					
Group III - Taverns, restaurants, cafeterias, retail establishments, commercial garages and service stations.					
Group IV - Churches, assembly halls, theaters, exhibition buildings, educational institutions, hospitals, nursing homes, places of detention, gymnasiums, arenas, laboratories, lodge halls, funeral homes, libraries, skating rinks, dance halls and armories.					
Group V - Warehouses, freight terminals, storage buildings, refrigeration storage, factories, machine shops, electric sub-stations, sewage treatment plants, heating plants, steam & electric generating plants, transformer vaults and other buildings not classified in Groups I - IV.					
Group VI - Agricultural Buildings					
General Notes:					
1. Areas included for fee calculation purposes shall include all floor levels, basement, attached garages, porches and all spaces enclosed and under roof. The Building Inspection Department will be responsible for calculating the square footage of all buildings.					
2. All fees are rounded to the nearest dollar					
3. All building and HVAC fees are based on either the Wisconsin Building Code Table 2.31-1 or this Fee Schedule, whichever is greater.					
New Construction and Additions					
Zoning Permits	Per Application	One & Two Family Dwellings \$32 plus \$0.80 per sq. ft. All other construction - \$345 plus \$2.12 per \$1,000 of construction cost	One & Two Family Dwellings \$32 plus \$0.80 per sq. ft. All other construction - \$345 plus \$2.12 per \$1,000 of construction cost		Will raise fees to be similar to existing County Fees. Will raise fees to be similar to existing County Fees.
Building Permits	Per Application				
Group I		\$.080 per sq. ft.	\$.080 per sq. ft.		
Group II		\$.090 per sq. ft.	\$.090 per sq. ft.		
Group III		\$.100 per sq. ft.	\$.100 per sq. ft.		
Group IV		\$.120 per sq. ft.	\$.120 per sq. ft.		
Group V		\$.080 per sq. ft. - first 10,000 sq. ft. \$.070 per sq. ft. - over 10,000 sq. ft.	\$.080 per sq. ft. - first 10,000 sq. ft. \$.070 per sq. ft. - over 10,000 sq. ft.		
Group VI		\$.05 per sq. ft.	\$.05 per sq. ft.		
Minimum Fee		Residential \$100 Commercial \$150	Residential \$100 Commercial \$150		
Electrical Permits	Per Application				
Group I		\$.050 per sq. ft.	\$.050 per sq. ft.		
Group II		\$.050 per sq. ft.	\$.050 per sq. ft.		
Group III		\$.050 per sq. ft.	\$.050 per sq. ft.		
Group IV		\$.050 per sq. ft.	\$.050 per sq. ft.		
Group V		\$.050 per sq. ft.	\$.050 per sq. ft.		
Group VI		\$.030 per sq. ft.	\$.030 per sq. ft.		
Minimum Fee		Residential \$100 Commercial \$150	Residential \$100 Commercial \$150		

Department and Item Description	Duration/Unit	2021 Fee Schedule	2022 Approved	Ordinance Ref.	Notes
Building Inspection				CHAPTER 35	
Plumbing Permits	Per Application				
Group I		\$.050 per sq. ft.	\$.050 per sq. ft.		
Group II		\$.050 per sq. ft.	\$.050 per sq. ft.		
Group III		\$.060 per sq. ft.	\$.060 per sq. ft.		
Group IV		\$.050 per sq. ft.	\$.050 per sq. ft.		
Group V		\$.050 per sq. ft. - first 10,000 sq. ft.	\$.050 per sq. ft. - first 10,000 sq. ft.		
		\$.040 per sq. ft. - over 10,000 sq. ft.	\$.040 per sq. ft. - over 10,000 sq. ft.		
Group VI		\$.030 per sq. ft.	\$.030 per sq. ft.		
Minimum Fee		Residential \$100	Residential \$100		
		Commercial \$100	Commercial \$100		
Heating/Ventilating/Air Conditioning Permits	Per Application				
Group I		\$.050 per sq. ft.	\$.050 per sq. ft.		
Group II		\$.050 per sq. ft.	\$.050 per sq. ft.		
Group III		\$.050 per sq. ft.	\$.050 per sq. ft.		
Group IV		\$.050 per sq. ft.	\$.050 per sq. ft.		
Group V		\$.050 per sq. ft. - first 10,000 sq. ft.	\$.050 per sq. ft. - first 10,000 sq. ft.		
		\$.040 per sq. ft. - over 10,000 sq. ft.	\$.040 per sq. ft. - over 10,000 sq. ft.		
Group VI		\$.030 per sq. ft.	\$.030 per sq. ft.		
Minimum Fee		Residential \$100	Residential \$100		
		Commercial \$150	Commercial \$150		
Alteration and Repairs to Existing Buildings	Per Application				
Zoning Permits		\$52 plus \$1.05 per \$1,000 of construction cost	\$52 plus \$1.05 per \$1,000 of construction cost		Will raise fees to be similar with existing County fees
Building Permits		1.0% of building construction cost	1.0% of building construction cost		
Minimum Fee		Residential \$100	Residential \$100		
		Commercial \$150	Commercial \$150		
Electrical Permits		1.8% of electrical construction cost	1.8% of electrical construction cost		
Minimum Fee		Residential \$75	Residential \$75		
		Commercial \$100	Commercial \$100		
Plumbing Permits		1.5% of plumbing construction cost	1.5% of plumbing construction cost		
Minimum Fee		Residential \$75	Residential \$75		
		Commercial \$100	Commercial \$100		

Department and Item Description	Duration/Unit	2021 Fee Schedule	2022 Approved	Ordinance Ref.	Notes
Building Inspection				CHAPTER 35	
Heating/Ventilating/Air Conditioning Permits		1.5% of heating/ventilating/air conditioning construction costs	1.5% of heating/ventilating/air conditioning construction costs		
Minimum Fee		Residential \$75 Commercial \$100	Residential \$75 Commercial \$100		
General Notes:					
1. Zoning Permit fees are paid to the City of Fitchburg					
2. Construction cost includes labor and materials					
3. The Building Inspector shall be responsible for estimating construction costs utilizing information provided by permit applicants.					
4. All permit fees are rounded to the nearest dollar.					
Solar Photo-Voltaic Projects					
Permit Fee	Per Application	\$3/proposed kilowatt of generating potential	Based on alterations/repair fee schedule		
Minimum Fee		\$125 construction/\$75 electric	\$150 construction/\$100 electric/\$100 review fee		
Maximum Fee		\$400 per permit	\$500 per permit		
Review Fees	Per Hour	\$50/hour of estimated review time	na		
Minimum Fee		1/2 hour (\$25)	na		
Maximum Fee		4 hours (\$200)	na		
Electric Permits	Per Opening (additive)		na		
	first 20	\$2.00	na		
	add'l 21-40	\$1.50	na		
	add'l 41-100	\$1.00	na		
	over 100	\$0.50	na		
Minimum Fee		\$15.00	na		
Miscellaneous Fees and Requirements					
Swimming Pools	Building Permit Only				
Above Ground		\$150 per permit	\$150 per permit		
In Ground		\$300 per permit	\$300 per permit		
Moving of Buildings/Structures		1/2 of rates charged for new construction	1/2 of rates charged for new construction		
Minimum Fee		\$200 per structure	\$200 per structure		
Demolition		\$100 per residential building, \$200 per commercial building	\$100 per residential building, \$200 per commercial building		
Permit to Start Construction		\$100 per residential permit \$200 per commercial permit	\$100 per residential permit \$200 per commercial permit		
Occupancy		\$50 per Residential Unit \$100 per Commercial Unit	\$50 per Residential Unit \$100 per Commercial Unit		
Deck Permit		\$200 = \$175 Building Inspection, \$25 Zoning	\$250= \$200 Building Inspection \$50 Zoning		
Construction Water Service Charge		\$43 per one & two family dwellings, all others based on size of water service [see current utility schedule] and duration of use	\$45 per one & two family dwellings, all others based on size of water service [see current utility schedule] and duration of use		

Department and Item Description	Duration/Unit	2021 Fee Schedule	2022 Approved	Ordinance Ref.	Notes
Building Inspection				CHAPTER 35	
Variance Application/Wisconsin Uniform Dwelling Code	Per Application	\$100.00	\$100.00		
Wisconsin Uniform Building Permit Seal	Per Seal	\$75.00	\$75.00		
Delinquent Permit Penalty	Assessed when the required permit is NOT obtained prior to commencing work	A penalty equal to the amount of the permit fee at the time of application	A penalty equal to the amount of the permit fee at the time of application		
Additional and Miscellaneous Inspections		\$75 per inspection, \$100 for inspection of work done without a permit	\$75 per inspection, \$100 for inspection of work done without a permit		
Fire Protection Building Construction Impact Fee	Fee is determined and collected at the time a Building Permit is issued				
Single Family Residential (per dwelling unit)		\$622 per dwelling unit	\$622 per dwelling unit	44-146	
Multi-Family Residential (per dwelling unit)		\$466 per dwelling unit	\$466 per dwelling unit	44-146	
Studio & One Bedroom Apartment		\$311.00	\$311.00	44-146	
Commercial/Institutional (per sq. ft.)		\$0.228 per sq. ft.	\$0.228 per sq. ft.	44-146	
Industrial/Business Park Use (per sq. ft.)		\$0.143 per sq. ft.	\$0.143 per sq. ft.	44-146	
Residential Plan Review	Per Review				
Single Family		\$200.00	\$200.00		
Two Family		\$400.00	\$400.00		
Commercial Plan Review	Per Review				
New Structures 0-2000 square feet		\$300.00	\$300.00		
New Structures 2001-5000 square feet		\$400.00	\$400.00		
Remodels 0-2000 square feet		\$300.00	\$300.00		
Remodels 2001-5000 square feet		\$400.00	\$400.00		
Remodels 5001-10,000 square feet		\$500.00	\$500.00		
Fire Alarm & Fire Suppression Plan Review	Per Review				
Fire Alarm System Plans		\$30 - \$6,400*	\$30 - \$6,400*	35-77(6)	
Fire Suppression System Plans		\$30 - \$6,400*	\$30 - \$6,400*	35-77(6)	
*Fee amounts set by statute (Table 302.31-2) and vary based on area. A portion is required to be remitted to the State (table 302.31-3)					
Erosion Control Permit				30-32	
General Notes:					
1. A construction water service charge shall be collected for all new buildings connected to the municipal water system					
2. A Wisconsin Uniform Building Permit Seal is required for all new single family and two family dwellings					
3. All electrical work shall be done by a State of Wisconsin [DILHR] certified master or journeyman electrician or by an electrician holding a valid City of Madison license. [Exception, a homeowner who owns and occupies his/her own dwelling may do their own work.]					
Construction Exempt from Building Permit Requirements					
1. Repairs necessary for building maintenance and upkeep which do not exceed a cost of \$2,000					
2. Residential accessory buildings and storage sheds not used to house motor vehicles and less than sixty four [64] sq. ft in floor area					
3. Attached and detached uncovered wood decks with floor surfaces less than 24 inches above adjacent grade level.					
4. Satellite dishes and antennas intended for private residential use.					
5. Buildings and structures not within the scope of the building code.					
6. Note - The construction referred to in this section shall comply with all building, zoning and applicable codes regardless of building permit requirements.					

Department and Item Description	Duration/Unit	2021 Fee Schedule	2022 Approved	Ordinance Ref.	Notes
Police					
Accident Reports					
Accident Report - Reportable MV 4000	Each	\$2.00	\$2.00		
Accident Report - Non-Reportable	Per Page	\$0.15	\$0.15		
Bike Licenses (One time license)					
	Each	\$5.00	\$5.00		
Copy of DVD					
	Each	\$15.00	\$15.00		
Copy of Flash Drive (128gb)					
	Each	\$20.00	\$20.00		
Fitchburg Records Check					
	Resident	\$10.00	\$10.00		
	Non-Resident	\$20.00	\$20.00		
Dispatch Audio Recordings					
	Each	\$15.00	\$15.00		
Duplicating Costs					
	Per Page	\$0.15	\$0.15		
Fingerprinting					
	Resident Per Card	\$10.00	\$10.00		
	Non-Resident Per Card	\$15.00	\$15.00		
Notary Public Fees					
	Per Page	\$0.15	\$0.15		
Photographs					
	CD Each	\$15.00	\$15.00		
	Printed Per Page	\$3.00	\$3.00		
	From Negative	\$10 handling plus actual developing costs	\$10 handling plus actual developing costs		
Postage					
		Actual Cost	Actual Cost		
Evidence Facility Storage Fee					
	Per Day	\$30	\$30		

Department and Item Description	Duration/Unit	2021 Fee Schedule	2022 Approved	Ordinance Reference	Notes
Fire Department					
Fire Impact Fees - See Building Inspection Fees		\$73,400	\$73,400	44-146	
Fireworks Display		\$180.00	\$180.00	44-729	
Fireworks License <i>(for small temporary stands)</i>	Each Season	\$30/season	\$30/season	44-759 to 44-764	
Storage or Use of Explosive or Blasting Agents		\$600.00	\$600.00	44-691 through 44-698	
Plan check and inspection of multiple dwelling, commercial, manufacturing or public assembly units		1/10th of 1% of total estimated construction costs as determined by Building Inspector	1/10th of 1% of total estimated construction costs as determined by Building Inspector	44-120 through 44-121	

Department and Item Description	Duration/Unit	2021 Fee Schedule	2022 Approved	New Ordinance Ref.	Notes
Public Works					
STREET DEPARTMENT					
Driveway or Access Permit - *Per Application	New	\$80.00	\$80.00	27-302	Permit #: DW-15-xxx
	Alteration	\$35.00	\$35.00		
	Appeal Fee	At the time of filing		27-306	
Erosion Control and Stormwater Management Permits (plat projects)	Per Application	Erosion Control Permit Base Fee =>\$200, Stormwater Permit Base Fee =>\$400, Erosion Control Permit Amendment Fee => \$100, Stormwater Permit Amendment Fee => \$200, plus \$0.005/sq. of disturbed area, \$0.010/sq of impervious area, and \$0.005/sq of redevelopment. Fees are doubled if work commences before permit issuance.	Erosion Control Permit Base Fee =>\$200, Stormwater Permit Base Fee =>\$400, Erosion Control Permit Amendment Fee => \$100, Stormwater Permit Amendment Fee => \$200, plus \$0.005/sq. of disturbed area, \$0.010/sq of impervious area, and \$0.005/sq of redevelopment. Fees are doubled if work commences before permit issuance.	30-33	2019 revised by R-137-19
Erosion Control and Stormwater Management Permits (non-plat projects)	Per Application	Erosion Control Permit Base Fee=>\$275, Stormwater Permit Base Fee =>\$375, Erosion Control & Stormwater Permit Fee=>\$450, Erosion Control Permit Amendment Fee => \$100, Stormwater Permit Amendment Fee => \$100, Erosion Control & Stormwater Permit Amendment Fee=>\$100, plus actual costs incurred by the City for services relating to the administration of the ECSWM Ordinance. Fees are doubled if work commences before permit issuance.	Erosion Control Permit Base Fee=>\$275, Stormwater Permit Base Fee =>\$375, Erosion Control & Stormwater Permit Fee=>\$450, Erosion Control Permit Amendment Fee => \$100, Stormwater Permit Amendment Fee => \$100, Erosion Control & Stormwater Permit Amendment Fee=>\$100, plus actual costs incurred by the City for services relating to the administration of the ECSWM Ordinance. Fees are doubled if work commences before permit issuance.	30-33	2019 revised by R-137-19
Right-of-Way -Registration	*Per Application			27-173	Form #: REG-15-xxx

Department and Item Description	Duration/Unit	2021 Fee Schedule	2022 Approved	New Ordinance Ref.	Notes
Public Works					
				27-175	
Right-of-Way - Excavation					
Review	*Per Application	\$80.00	\$80.00	27-206	Permit #: RE-15-xxx
Degradation	per sq. yd.	Varies; \$200 minimum	Varies; \$200 minimum	27-207	See Exhibit A
Borings	per boring	\$50.00	\$50.00		
Pavement Core	each	\$50.00	\$50.00		
Open Cut Pavement	per open cut	\$225.00	\$225.00		
Trenching in excess of 1,300 ft	1,000 ft	\$115.00	\$115.00		
Construction of Vault or Structure	each	\$115.00	\$115.00		
				27-207	
Right-of-Way - Obstruction		\$80.00	\$80.00		Permit #: RO-15-xxx

Department and Item Description	Duration/Unit	2021 Fee Schedule	2022 Approved	New Ordinance Ref.	Notes
Public Works					
Stormwater Utility	Review *Per Application See Appendix B, Chapter 35	Per Month	Per Month	27-255	
City Wide Rate	*Per Quarter	\$11.37	\$15.69	Chapter40 - Article V	Approval for increase
Urban Service Area Base Rate	*Per Quarter	\$2.34	\$3.23		effective 7/1/2021
Urban Service Area Intensity Rate	*Per Quarter	\$5.00	\$6.90		Rural annual customer increase
Urban Rainwater Harvesting Credit	*Per Application (\$/55 gallon volume)	(\$6.00)	(\$6.00)		effective 1/1/2022
Rural Rainwater Harvesting Credit	*Per Application (\$/55 gallon volume)	(\$5.00)	(\$5.00)		
Urban 1-2 Unit Residential Biofiltration Credit	*Per Quarter (Ongoing)	(\$4.00)	(\$4.00)		
Rural 1-2 Unit Residential Biofiltration Credit	*Per Quarter (Ongoing)	(\$2.00)	(\$2.00)		
Urban Fitchburg Creek Supporter Pledge Credit	*Per Quarter (Ongoing)	(\$2.00)	(\$2.00)		
Rural Fitchburg Creek Supporter Pledge Credit	*Per Quarter (Ongoing)	(\$1.00)	(\$1.00)		
Multi-family or Nonresidential Water Quality Credit	*Per Quarter (Ongoing)	-25%	-25%		
Multi-family or Nonresidential Water Quantity Credit	*Per Quarter (Ongoing)	-25%	-25%		
Sewer Rates					
Flat Rate (No Meter)	*Per Quarter (Ongoing)	\$61.80	TBD	Chapter40 - Article III	Annual increase is based on
5/8" & 3/4" Meter	*Per Quarter (Ongoing)	\$40.10	TBD		MMSD Rates that are approved in
1" Meter	*Per Quarter (Ongoing)	\$52.20	TBD		November - Approx 4% increase
1 1/2" Meter	*Per Quarter (Ongoing)	\$82.20	TBD		
2" Meter	*Per Quarter (Ongoing)	\$118.70	TBD		
3" Meter	*Per Quarter (Ongoing)	\$203.40	TBD		
4" Meter	*Per Quarter (Ongoing)	\$322.80	TBD		
6" Meter	*Per Quarter (Ongoing)	\$624.20	TBD		
Volume Charge	* per 1,000 gallons	\$3.02	TBD		
Holding Tank Permit	Upon Application				

Department and Item Description	Duration/Unit	2021 Fee Schedule	2022 Approved	New Ordinance Ref.	Notes
Public Works					
Water Rates				Chapter40 - Article II	
5/8" & 3/4" Meter	*Per Quarter (Ongoing)	\$15.91	\$15.91		SRC approved by PSC
1" Meter	*Per Quarter (Ongoing)	\$28.64	\$28.64		effective 1/1/2021
1 1/2" Meter	*Per Quarter (Ongoing)	\$47.74	\$47.74		
2" Meter	*Per Quarter (Ongoing)	\$76.38	\$76.38		
3" Meter	*Per Quarter (Ongoing)	\$127.31	\$127.31		
4" Meter	*Per Quarter (Ongoing)	\$200.51	\$200.51		
6" Meter	*Per Quarter (Ongoing)	\$362.83	\$362.83		
Volume Charge Residential					
First 8,000 gallons	* per 1,000 gallons	\$2.10	\$2.10		
Next 8,000 gallons	* per 1,000 gallons	\$2.42	\$2.42		
Next 34,000 gallons	* per 1,000 gallons	\$2.95	\$2.95		
Over 50,000 gallons	* per 1,000 gallons	\$3.84	\$3.84		
Irrigation	* per 1,000 gallons	\$3.67	\$3.67		
Multi family & Non Residential					
First 400,000 gallons	* per 1,000 gallons	\$2.22	\$2.22		
Over 400,000 gallons	* per 1,000 gallons	\$1.53	\$1.53		
Water Impact Fee	Single Family Residential	\$1,285.00	\$1,374.00		
	Duplex	\$2,569.00	\$2,749.00		

Department and Item Description	Duration/ Unit	2021 Fee Schedule	2022 Approved
Parks, Recreation & Cemetery			
CEMETERY GRAVE LOT - See Cemetery Rules & Regulations			
Purchase of Burial Rights: (includes perpetual care and maintenance)			
One Grave Lot (8' x 10' - includes two grave sites)			
Resident		\$1,180.00	\$1,180.00
Non-Resident		\$1,350.00	\$1,350.00
One Grave Site (4' x 10')			
Resident		\$590.00	\$590.00
Non-Resident		\$675.00	\$675.00
One Cremain Site (4' x 5')			
Resident		\$300.00	\$300.00
Non-Resident		\$350.00	\$350.00
PRICE OF EXCAVATION			
		Work directly with funeral home	Work directly with funeral home
COMMUNITY CENTER FEES - See Policies & Procedures			
Non-profit higher education institutions that are collaborating with the Senior Center or Recreation Department are exempt from the fee policy.			
	R-199-19		R-199-19
RESIDENTS			
Large Room - Weekdays		1/2 Day \$125, Full Day \$235	1/2 Day \$125, Full Day \$235
Large Room - Weekends		1/2 Day \$275, Full Day \$385	1/2 Day \$275, Full Day \$385
Medium Room - Weekdays		1/2 Day \$55, Full Day \$100	1/2 Day \$55, Full Day \$100
Medium Room - Weekends		1/2 Day \$65, Full Day \$120	1/2 Day \$65, Full Day \$120
Small Room - Weekdays		1/2 Day \$35, Full Day \$65	1/2 Day \$35, Full Day \$65
Small Room - Weekends		1/2 Day \$45, Full Day \$85	1/2 Day \$45, Full Day \$85
NON-RESIDENTS			
Large Room - Weekdays		1/2 Day \$195, Full Day \$375	1/2 Day \$195, Full Day \$375
Large Room - Weekends		1/2 Day \$390, Full Day \$595	1/2 Day \$390, Full Day \$595
Medium Room - Weekends		1/2 Day \$85, Full Day \$155	1/2 Day \$85, Full Day \$155
Medium Room - Weekdays		1/2 Day \$70, Full Day \$125	1/2 Day \$70, Full Day \$125
Small Room - Weekends		1/2 Day \$60, Full Day \$110	1/2 Day \$60, Full Day \$110
Small Room - Weekdays		1/2 Day \$50, Full Day \$90	1/2 Day \$50, Full Day \$90
SECURITY			
1/2 Day (50 - 99 ppl)		\$125.00 (R-202-17)	\$125.00 (R-202-17)
Full Day (50 - 99 ppl)		\$225.00 (R-202-17)	\$225.00 (R-202-17)
1/2 Day (100 + ppl)		\$225.00 (R-202-17)	\$225.00 (R-202-17)
Full Day (100 + ppl)		\$425.00 (R-202-17)	\$425.00 (R-202-17)
EVENT ATTENDANT			
		\$20/hour	\$20/hour
CLEANING - Weekend only (weekday groups must do own clean up)			
1/2 Day (50 - 99 ppl)		\$55.00	\$55.00
Full Day (50 - 99 ppl)		\$110.00	\$110.00
1/2 Day (100 + ppl)		\$110.00	\$110.00
Full Day (100 + ppl)		\$235.00	\$235.00
Room Deposit			
		Equal to twice the price of the room rented	Equal to twice the price of the room rented
CANCELLATION POLICY			
More than 2 weeks notice		Return all but 10% of deposit	Return all but 10% of deposit
Less than 2 weeks notice		10% of all fees will be withheld	10% of all fees will be withheld
PARK RESERVATION FEES			

Department and Item Description	Duration/ Unit	2021 Fee Schedule	2022 Approved
Parks, Recreation & Cemetery			
Shelters available at Quarry Ridge Recreation Area, Greenfield Park, Tower Hill Park, McKee Kids Crossing, and Swan Creek		Res/Non : (M-F) : Res/Non : (Sa-S)	Res/Non : (M-F) : Res/Non : (Sa-S)
0 - 49 people		50/60 (M-F) : 60/75 (Sa/S)	50/60 (M-F) : 60/75 (Sa/S)
50 - 149 people		NA	NA
150 - 499 people		NA	NA
500 or more people		NA	NA
MCKEE FARMS PARK SHELTER RESERVATION FEES		Res/Non : (M-F) : Res/Non : (Sa-S)	Res/Non : (M-F) : Res/Non : (Sa-S)
0 - 49 people		100/140 (M-F) : 125/165 (Sa/S)	100/140 (M-F) : 125/165 (Sa/S)
50 - 149 people		175/225 (M-F) : 200/250 (Sa/S)	175/225 (M-F) : 200/250 (Sa/S)
150 - 499 people		250/325 (M-F) : 275/350 (Sa/S)	250/325 (M-F) : 275/350 (Sa/S)
500 or more people		500/625 (M-F) : 525/650 (Sa/S)	500/625 (M-F) : 525/650 (Sa/S)
McKee Farms Park Indoor Building with McKee outdoor		Res/Non : (M-F) : Res/Non : (Sa-S)	Res/Non : (M-F) : Res/Non : (Sa-S)
		100/140: (M-F) : 125/165 ; (Sa-S)	100/140: (M-F) : 125/165 ; (Sa-S)
McGaw Park		Res/Non : (M-F) : Res/Non : (Sa-S)	Res/Non : (M-F) : Res/Non : (Sa-S)
0 - 49 people		75/90 (M-F) : 100/115 (Sa/S)	75/90 (M-F) : 100/115 (Sa/S)
50 - 149 people		125/150 (M-F) : 150/175 (Sa/S)	125/150 (M-F) : 150/175 (Sa/S)
150 - 499 people		175/200 (M-F) : 200/225 (Sa/S)	175/200 (M-F) : 200/225 (Sa/S)
500 or more people		400/450 (M-F) : 425/475 (Sa/S)	400/450 (M-F) : 425/475 (Sa/S)
Huegel-Jamestown		Res/Non : (M-F) : Res/Non : (Sa-S)	Res/Non : (M-F) : Res/Non : (Sa-S)
0 - 49 people		75/90 (M-F) : 100/120 (Sa/S)	75/90 (M-F) : 100/120 (Sa/S)
50 - 149 people		Plus \$100 key and damage deposit	Plus \$100 key and damage deposit
Nine Springs Golf Course			
meeting room		\$30/hr - 80/20 program	\$30/hr - 80/20 program
meeting room & clubhouse		\$50/hr - 80/20 program	\$50/hr - 80/20 program
RENTAL FEE FOR PARKS (not fields) WITH NO SHELTER		\$25/day	\$25/day
PARK FESTIVAL FEES FOR LARGE EVENTS (e.g. Festa Italia)		\$900	\$900
SHADE STRUCTURE AT SPLASH PAD RENTAL (2 HOUR BLOCKS)		\$30.00	\$30.00
COMMUNITY GARDENS PLOT		\$10 residents under \$30,000 household income / \$25 residents over \$30,000 household income	\$10 residents under \$30,000 household income / \$25 residents over \$30,000 household income

Department and Item Description	Duration/ Unit	2021 Fee Schedule	2022 Approved
Parks, Recreation & Cemetery			
DIAMOND/FIELD/COURT FEES			
Ball Diamonds - Lights			
City of Fitchburg Sponsored & Co-Sponsored Group	N/C		N/C
City of Fitchburg Resident Group	\$10.00		\$10.00
Organized Non-Profit Group	N/A		N/A
Non-Resident Group	\$20.00		\$20.00
Ball Diamonds - Prepped & Lined			
City of Fitchburg Sponsored & Co-Sponsored Group	N/A		N/A
City of Fitchburg Resident Group	40 weekday / 60 weekend		40 weekday / 60 weekend
Organized Non-Profit Group	NA		NA
Non-Resident Group	100 weekday / 120 weekend		100 weekday / 120 weekend
Ball Diamonds - Practice			
City of Fitchburg Sponsored & Co-Sponsored Group	NA		NA
City of Fitchburg Resident Group	\$5 - per 90 minute block		\$5 - per 90 minute block
Organized Non-Profit Group	NA		NA
Non-Resident Group	\$15 - per 90 minute block		\$15 - per 90 minute block
Ball Diamonds - Tournaments, 1st Game Prepped & Lined (need shelter reservations)			
City of Fitchburg Sponsored & Co-Sponsored Group	NA		NA
City of Fitchburg Resident Group	40 weekday / 60 weekend		40 weekday / 60 weekend
Organized Non-Profit Group	NA		NA
Non-Resident Group	100 weekday / 120 weekend		100 weekday / 120 weekend
Organized Non-Profit Group	NA		NA
Non-Resident Group	NA		NA
SOCCER FIELDS - League Game/Striped			
City of Fitchburg Sponsored & Co-Sponsored Group	NA		NA
City of Fitchburg Resident Group	\$40 - 2 hour block		\$40 - 2 hour block
Organized Non-Profit Group	NA		NA
Non-Resident Group	\$100 - 2 hour block		\$100 - 2 hour block
SOCCER FIELDS - Practice - No Prep			
City of Fitchburg Sponsored & Co-Sponsored Group	NA		NA
City of Fitchburg Resident Group	\$5 - 2 hour block		\$5 - 2 hour block
Organized Non-Profit Group	NA		NA
Non-Resident Group	\$15 - 2 hour block		\$15 - 2 hour block
SOCCER FIELDS - Tournaments			
City of Fitchburg Sponsored & Co-Sponsored Group	NA		NA
City of Fitchburg Resident Group	\$40 - 2 hour block		\$40 - 2 hour block
Organized Non-Profit Group	NA		NA
Non-Resident Group	\$100 - 2 hour block		\$100 - 2 hour block
TENNIS COURTS - Lights/2 hr time block/ Court			
City of Fitchburg Sponsored & Co-Sponsored Group	NA		NA
City of Fitchburg Resident Group	\$10.00		\$10.00
Organized Non-Profit Group	NA		NA
Non-Resident Group	\$20.00		\$20.00

Department and Item Description	Duration/ Unit	2021 Fee Schedule	2022 Approved
Parks, Recreation & Cemetery			
TENNIS COURTS - Per Court for 2 hour time block			
City of Fitchburg Sponsored & Co-Sponsored Group	NA		NA
City of Fitchburg Resident Group	\$5/Ct		\$5/Ct
Organized Non-Profit Group	NA		NA
Non-Resident Group	\$15/Ct		\$15/Ct
VOLLEYBALL - Sand Court			
City of Fitchburg Sponsored & Co-Sponsored Group	N/C		N/C
City of Fitchburg Resident Group	\$5/Ct/2hr		\$5/Ct/2hr
Organized Non-Profit Group	NA		NA
Non-Resident Group	\$15/Ct/2hr		\$15/Ct/2hr
VOLLEYBALL - Grass Court			
City of Fitchburg Sponsored & Co-Sponsored Group	N/C		N/C
City of Fitchburg Resident Group	\$5/Ct/2hr		\$5/Ct/2hr
Organized Non-Profit Group	NA		NA
Non-Resident Group	\$15/Ct/2hr		\$15/Ct/2hr
Cricket (Gunflint) and Ultimate Frisbee (Swan Creek, McGaw)- Lined			
City of Fitchburg Sponsored & Co-Sponsored Group	NA		NA
City of Fitchburg Resident Group	NA		NA
Organized Non-Profit Group	NA		NA
Non-Resident Group	NA		NA
Cricket (Gunflint) and Ultimate Frisbee (Swan Creek, McGaw)- Practice			
City of Fitchburg Sponsored & Co-Sponsored Group	NA		NA
City of Fitchburg Resident Group	\$5 - 2 hour block		\$5 - 2 hour block
Organized Non-Profit Group	NA		NA
Non-Resident Group	\$40 - 2 hour block		\$40 - 2 hour block
Ultimate Frisbee Stoner Prairie- Lined			
City of Fitchburg Sponsored & Co-Sponsored Group	NA		NA
City of Fitchburg Resident Group	NA		NA
Organized Non-Profit Group	NA		NA
Non-Resident Group	NA		NA
Ultimate Frisbee Stoner Prairie- Lined			
City of Fitchburg Sponsored & Co-Sponsored Group	NA		NA
City of Fitchburg Resident Group	\$25 - 2 hour block		\$25 - 2 hour block
Organized Non-Profit Group	NA		NA
Non-Resident Group	\$40 - 2 hour block		\$40 - 2 hour block
BASKETBALL/HORSESHOE COURTS		First Come-First Serve Basis	First Come-First Serve Basis

Department and Item Description	Duration/Unit	2021 Fee Schedule	2022 Approved	Ordinance Ref.	Notes
FACTv					
DVD Sales	per DVD	\$20.00	\$20.00		
Non Profit Production Services	per hour	\$50.00	\$100.00		
Production Services	per hour	\$100.00	130.00 + Tx		
10 Sec. Commercial Spot		\$180.00	\$180.00		
30 Sec. Commercial Spot		\$360.00	\$360.00		
1:00 Min. Commercial Spot		\$648.00	\$648.00		
Program Sponsorship		\$300.00	\$300.00		
2 Min Business Tour- Commercial Spot		\$500.00	\$500.00		
Talking Fitchburg 30 Spots		\$800.00	\$800.00		
Talking Fitchburg 1 Min. Spot		\$1,400.00	\$1,400.00		
Sports Sponsorship		\$1,500.00	\$1,500.00		
1 Year Membership- Business		\$50.00	\$50.00		
1 Year Membership- City Resident		\$20.00	\$20.00		
1 Year Membership- Non City Resident		\$30.00	\$30.00		
1 Year Membership- Student		\$15.00	\$15.00		
Kids Class		\$20.00	\$20.00		
Adult Class		\$20.00	\$20.00		
Senior Center Class		\$10.00	\$10.00		
Fitchburg Chamber BB9 Sponsorship		\$50.00	\$50.00		

Department and Item Description	Duration/Unit	2021 Fee Schedule	2022 Approved	Ordinance Reference	Notes
Library					
OVERDUE FINES					
Adult Materials	per day	No Charge	No Charge		
Juvenile Materials	per day	No Charge	No Charge		
Overdue fines/fees	More than \$20	Library Card becomes Blocked	Library Card becomes Blocked		
Seniors	per day	No Charge	No Charge		
MEETING ROOM USE					
Resident Use		No Charge	No Charge		
Non-Resident Use	per hour	No Charge	No Charge		
After Hours Use (Resident & Non-Resident)	per hour	No Charge	No Charge		
COPIES					
Black & White	each	10 cents	10 cents		
Color	each	25 cents	50 cents		
MISCELLANEOUS ITEMS					
Earbuds	each	\$1.00	\$1.00		
Lost Items	per item	Replacement Cost = List Price	Replacement Cost = List Price		
Tote bags	each	\$5.00	\$5.00		
Flash drives	each	\$5.00	\$5.00		